

令和元年

年報

青果物編



福岡市中央卸売市場

目次

はじめに (P 1)

| | |
|----------|---|
| 年報利用上の注意 | 1 |
|----------|---|

青果物の取扱状況 (P 2～P 9)

| | |
|----------------------|---|
| 年次別・部類別取扱高推移表及び推移グラフ | 2 |
| 地域別入荷状況グラフ | 4 |
| 取扱概況 | 6 |
| 市場別・部類別・月別・取扱別 | 8 |
| 主要品目取扱数量の推移 | 9 |

野菜の取扱状況 (P 10～P 43)

| | |
|----------------------------|----|
| 品目別取扱高／前年対比表 | 10 |
| 産地別取扱高 (全国, 県内, 各上位10位) | 12 |
| 品目別取扱高 (全国, 県内, 各上位10位) | 13 |
| 外国産の品目別取扱高／前年対比表 | 14 |
| 主要野菜の品目別・産地別入荷数量比率図 (円グラフ) | 16 |
| 産地別取扱高及び主要品目 (日本地図) | 17 |
| 輸入野菜の取扱高 | 18 |
| 品目別・産地別取扱高 (県内, 都道府県及び国外) | 19 |
| 品目別・月別取扱高 | 40 |

果実の取扱状況 (P 44～P 78)

| | |
|----------------------------|----|
| 品目別取扱高／前年対比表 | 44 |
| 産地別取扱高 (全国, 県内, 各上位10位) | 46 |
| 品目別取扱高 (全国, 県内, 各上位10位) | 47 |
| 外国産の品目別取扱高／前年対比表 | 48 |
| 主要果実の品目別・産地別入荷数量比率図 (円グラフ) | 50 |
| 産地別取扱高及び主要品目 (日本地図) | 51 |
| 輸入果実の取扱高 | 52 |
| 品目別・産地別取扱高 (県内, 都道府県及び国外) | 53 |
| 品目別・月別取扱高 | 75 |

開設区域内外への出荷割合 (P 79)

| | |
|--------------|----|
| 開設区域内外への出荷割合 | 79 |
|--------------|----|



年報利用上の注意



- この年報は令和元年中の福岡市中央卸売市場において取引された野菜・果実・鳥卵についてまとめたものである。
- 令和元年中の開場日数は254日である。
- 基礎資料は主に卸売業者発行の月報である。
- 特別の注釈がない限り、単位は数量がkg、金額は円をもって表示し、「－」は該当数字がないものである。
- 平均単価は1kg当り円である。
- 産地別・部類別において、県内は市郡単位、県外は都道府県単位としている。

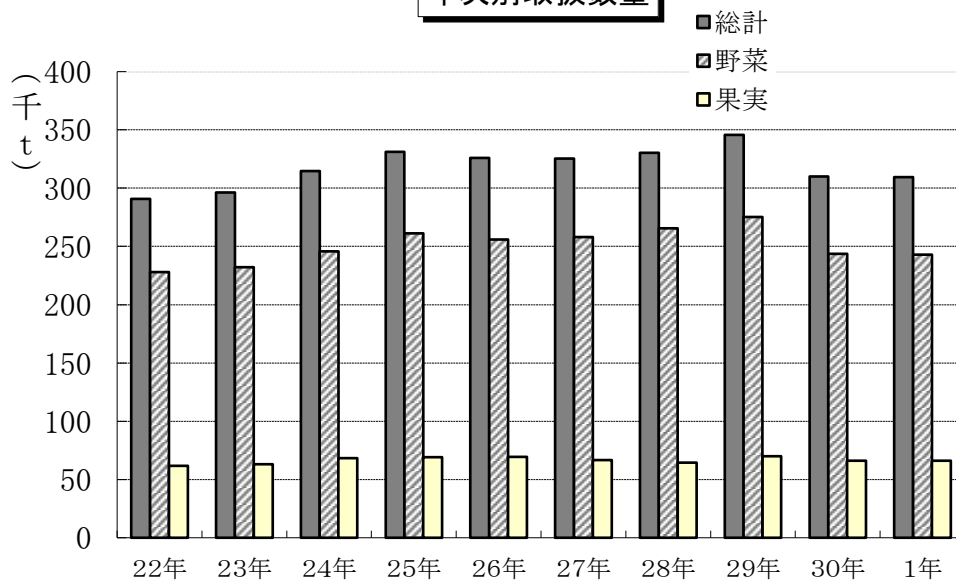
年次別・部類別取扱高推移表

(単位:数量 kg, 金額 円, 単価 円/kg)

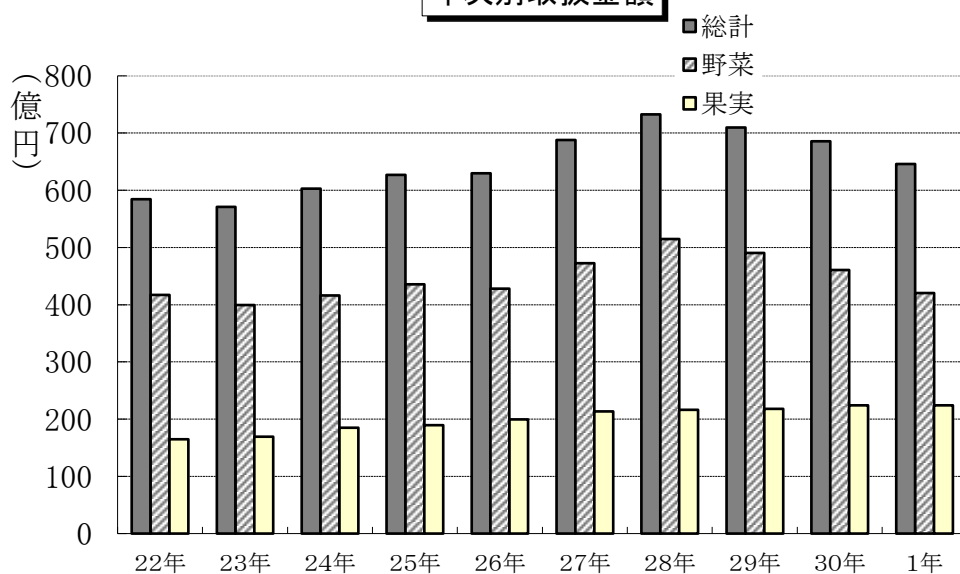
| 年 | 項目 | 総計 | 野菜 | 果実 | 鳥卵 | 福岡市人口 |
|----|----|----------------|----------------|----------------|--------------|-----------|
| 35 | 数量 | 84,612,102.00 | 59,842,863.00 | 24,354,147.00 | 415,092.00 | 661,586 |
| | 金額 | 2,275,020,353 | 1,144,298,673 | 1,053,993,134 | 76,728,546 | |
| | 単価 | 27 | 19 | 43 | 185 | |
| 40 | 数量 | 109,183,734.00 | 71,436,471.00 | 36,649,063.00 | 1,098,200.00 | 764,139 |
| | 金額 | 4,966,152,796 | 2,304,825,020 | 2,460,950,777 | 200,376,999 | |
| | 単価 | 45 | 32 | 67 | 182 | |
| 45 | 数量 | 126,186,626.00 | 79,115,549.00 | 45,434,046.00 | 1,637,031.00 | 854,031 |
| | 金額 | 10,015,006,440 | 5,199,884,077 | 4,502,121,188 | 313,001,175 | |
| | 単価 | 79 | 66 | 99 | 191 | |
| 50 | 数量 | 174,234,143.70 | 111,290,297.70 | 60,678,205.00 | 2,265,641.00 | 975,314 |
| | 金額 | 23,460,461,987 | 12,662,963,353 | 10,098,798,395 | 698,700,239 | |
| | 単価 | 135 | 114 | 166 | 308 | |
| 55 | 数量 | 202,492,781.15 | 128,740,236.66 | 72,470,596.99 | 1,281,947.50 | 1,062,538 |
| | 金額 | 38,115,437,325 | 22,155,942,339 | 15,554,386,825 | 405,108,161 | |
| | 単価 | 188 | 172 | 215 | 316 | |
| 60 | 数量 | 238,373,848.64 | 156,725,710.20 | 80,345,803.14 | 1,302,335.30 | 1,163,929 |
| | 金額 | 46,725,610,429 | 25,130,806,908 | 21,234,714,560 | 360,088,961 | |
| | 単価 | 196 | 160 | 264 | 276 | |
| 2 | 数量 | 270,336,098.72 | 179,824,580.06 | 89,120,250.30 | 1,391,268.36 | 1,210,373 |
| | 金額 | 61,442,579,743 | 36,666,271,976 | 24,443,373,329 | 332,934,438 | |
| | 単価 | 227 | 204 | 274 | 239 | |
| 7 | 数量 | 277,441,917.34 | 184,873,406.33 | 91,322,501.28 | 1,246,009.73 | 1,253,941 |
| | 金額 | 60,363,662,423 | 36,794,470,252 | 23,307,470,547 | 261,721,624 | |
| | 単価 | 218 | 199 | 255 | 210 | |
| 12 | 数量 | 285,169,639.60 | 200,429,828.90 | 83,591,120.97 | 1,148,689.73 | 1,309,265 |
| | 金額 | 53,555,227,575 | 33,494,289,601 | 19,796,763,388 | 264,174,586 | |
| | 単価 | 188 | 167 | 237 | 230 | |
| 17 | 数量 | 283,744,733.22 | 206,575,505.84 | 76,069,387.21 | 1,099,840.17 | 1,370,361 |
| | 金額 | 52,340,771,221 | 34,069,617,511 | 18,006,889,954 | 264,263,756 | |
| | 単価 | 184 | 165 | 237 | 240 | |
| 22 | 数量 | 290,793,367.63 | 227,968,812.40 | 61,686,064.49 | 1,138,490.74 | 1,430,804 |
| | 金額 | 58,456,017,344 | 41,710,940,674 | 16,473,624,280 | 271,452,390 | |
| | 単価 | 201 | 183 | 267 | 238 | |
| 23 | 数量 | 296,280,649.63 | 232,156,014.91 | 63,217,201.79 | 907,432.93 | 1,446,515 |
| | 金額 | 57,108,765,193 | 39,941,464,869 | 16,943,119,180 | 224,181,144 | |
| | 単価 | 193 | 172 | 268 | 247 | |
| 24 | 数量 | 314,799,661.42 | 245,752,136.97 | 68,192,371.42 | 855,153.03 | 1,459,870 |
| | 金額 | 60,296,230,569 | 41,617,569,147 | 18,484,552,066 | 194,109,356 | |
| | 単価 | 192 | 169 | 271 | 227 | |
| 25 | 数量 | 331,154,415.95 | 261,201,777.59 | 69,168,778.52 | 783,859.84 | 1,474,326 |
| | 金額 | 62,692,981,664 | 43,566,071,666 | 18,929,513,515 | 197,396,483 | |
| | 単価 | 189 | 167 | 274 | 252 | |
| 26 | 数量 | 325,959,488.25 | 255,924,897.49 | 69,390,386.08 | 644,204.68 | 1,486,314 |
| | 金額 | 62,960,907,149 | 42,805,749,609 | 19,975,994,435 | 179,163,105 | |
| | 単価 | 193 | 167 | 288 | 278 | |
| 27 | 数量 | 325,382,538.21 | 258,034,348.93 | 66,724,294.14 | 623,895.14 | 1,500,955 |
| | 金額 | 68,774,645,677 | 47,253,038,037 | 21,347,041,479 | 174,566,161 | |
| | 単価 | 211 | 183 | 320 | 280 | |
| 28 | 数量 | 330,415,195.90 | 265,541,167.74 | 64,347,747.69 | 526,280.47 | 1,514,924 |
| | 金額 | 73,242,001,655 | 51,481,187,582 | 21,616,540,126 | 144,273,947 | |
| | 単価 | 222 | 194 | 336 | 274 | |
| 29 | 数量 | 345,771,910.65 | 275,244,310.55 | 70,034,949.80 | 492,650.30 | 1,529,040 |
| | 金額 | 70,962,092,554 | 49,046,698,467 | 21,782,570,214 | 132,823,873 | |
| | 単価 | 205 | 178 | 311 | 270 | |
| 30 | 数量 | 310,100,178.26 | 243,643,699.08 | 65,982,145.44 | 474,333.74 | 1,540,923 |
| | 金額 | 68,592,771,955 | 46,066,732,918 | 22,401,800,459 | 124,238,578 | |
| | 単価 | 221 | 189 | 340 | 262 | |
| 1 | 数量 | 309,499,028.32 | 242,932,245.59 | 66,089,110.16 | 477,672.57 | 1,554,229 |
| | 金額 | 64,574,763,221 | 42,041,123,993 | 22,418,256,605 | 115,382,623 | |
| | 単価 | 209 | 173 | 339 | 242 | |

※35年は3月～12月の取扱高である。人口は12月末日現在の住民基本台帳登録人口および外国人登録人口である。

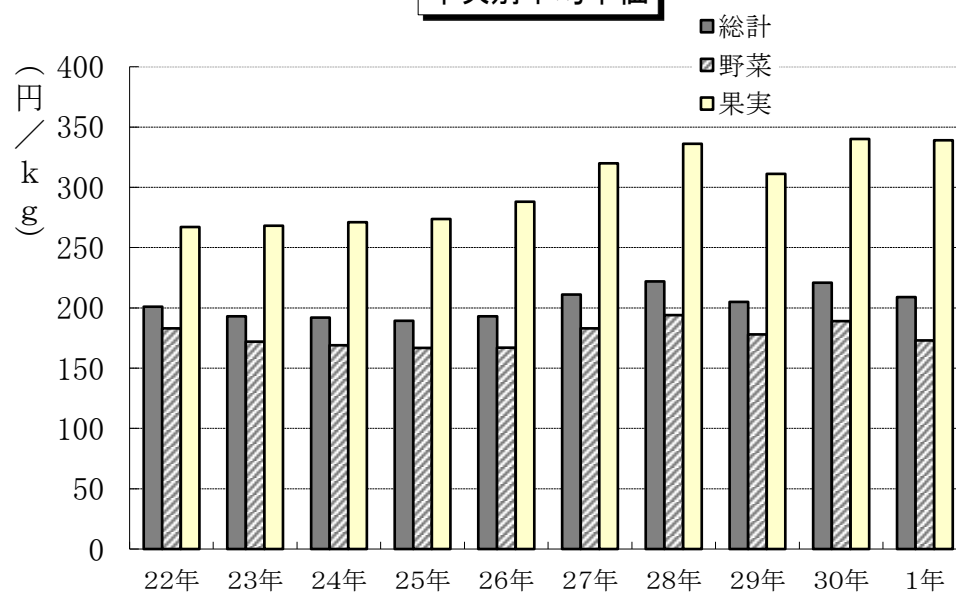
年次別取扱数量



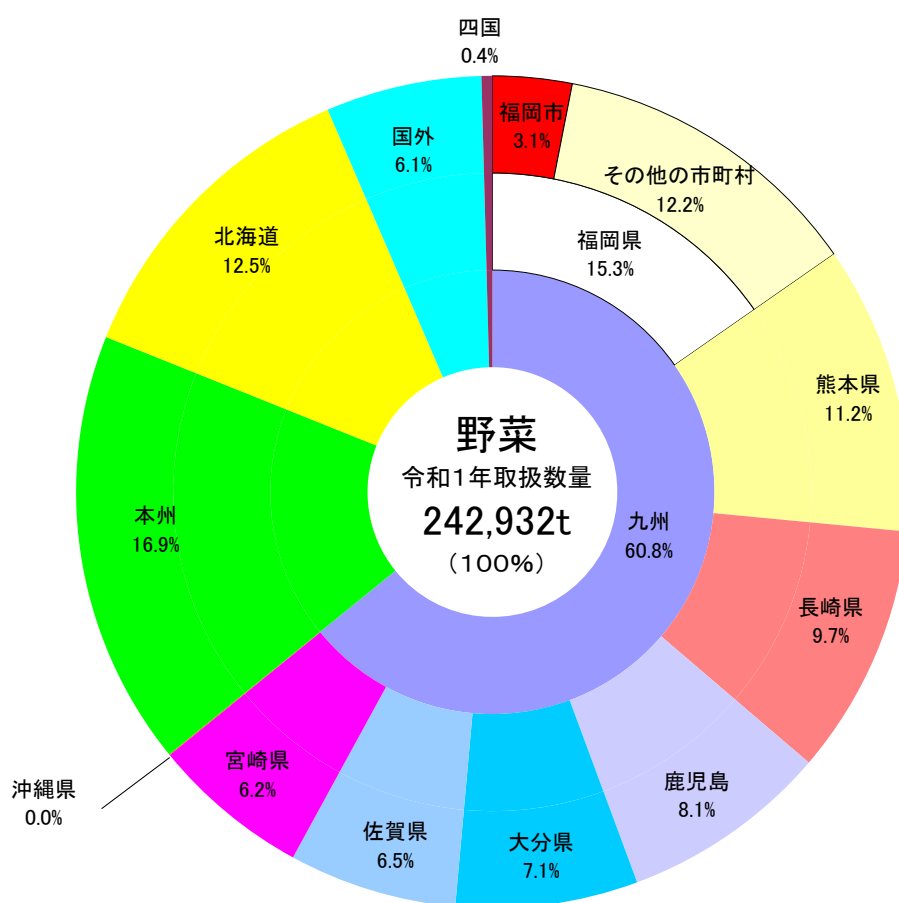
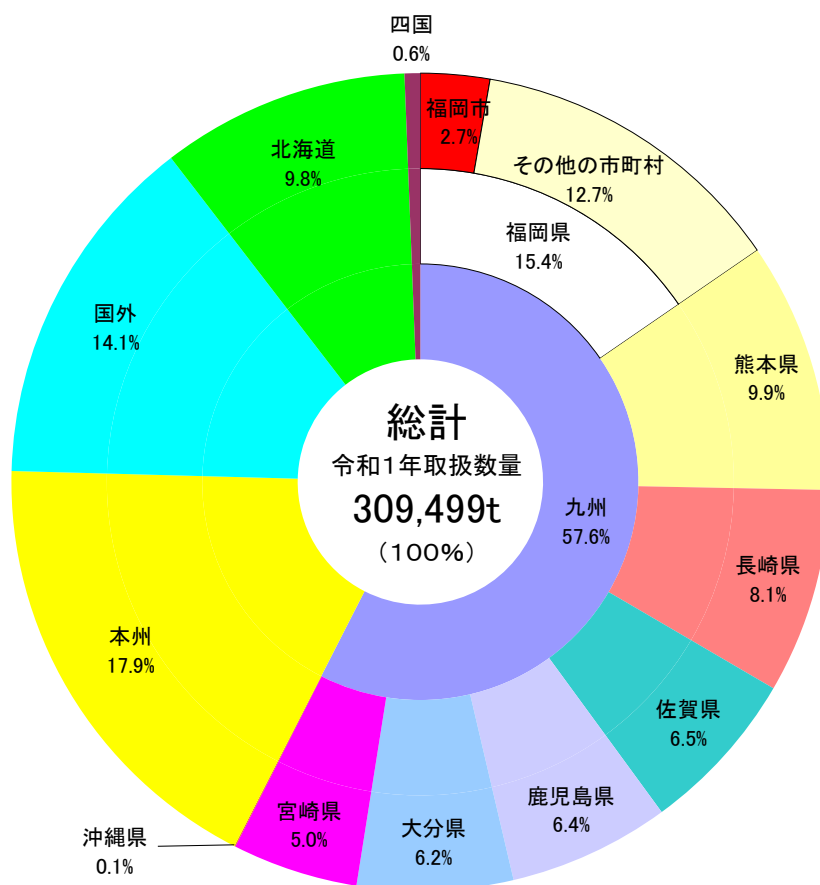
年次別取扱金額

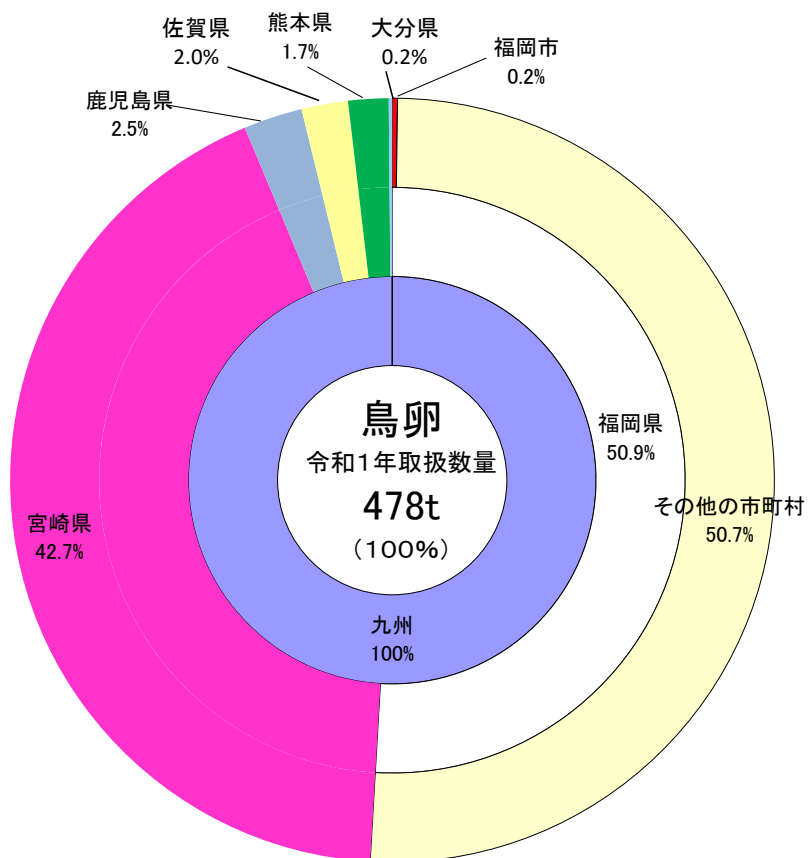
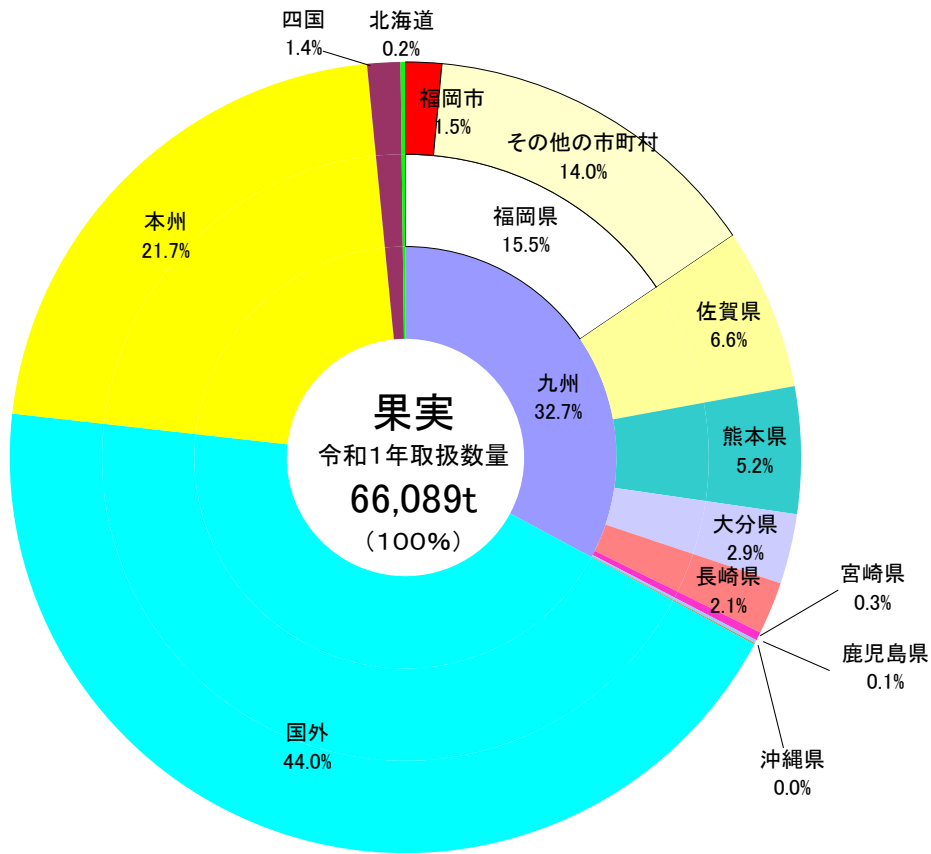


年次別平均単価



地域別入荷状況





取 扱 概 況

1. 取扱実績（平成31年1月～令和元年12月）

| 項 目 | 数 量 (t) | | 金 額 (千円) | | 単 価 (円/Kg) | |
|-----|---------|------|------------|------|------------|------|
| | | 前年比% | | 前年比% | | 前年比% |
| 総 計 | 309,499 | 103 | 64,574,763 | 96 | 209 | 93 |
| 野 菜 | 242,932 | 104 | 42,041,124 | 94 | 173 | 91 |
| 果 実 | 66,089 | 100 | 22,418,257 | 100 | 339 | 100 |
| 鳥 卵 | 478 | 101 | 115,383 | 93 | 242 | 92 |

2. 取扱概況

- 令和元年は、梅雨前線による集中豪雨の影響、台風の上陸による度重なる暴風雨及び8、9月の猛暑、ゲリラ豪雨等により一時的に入荷が不安定となったもの、その後は天候にも恵まれ、潤沢な入荷が続いた。

年後期は、暖冬傾向の中で需要は前年並みに伸び、青果市場全体の取扱高は、前年比103%の309,499トン、取扱金額は前年比96%の64,574,763千円、単価は前年比93%の209円となった。

- 野菜の入荷数量は前年比104%の242,932トン、取扱金額は前年比94%の42,041,124千円、単価は前年比91%の173円となった。

- 果実の入荷数量は前年比100%の66,089トン、取扱金額は前年比100%の22,418,257千円、単価は前年比100%の339円となった。

- 鳥卵の入荷数量は前年比101%の478トン、取扱金額は前年比93%の115,383千円、単価は前年比92%の242円となった。

【野菜】

野菜において、入荷数量が前年を上回った主な品目は、グリーンボール・白葱・つわ・サニーレタス・グリーンリーフ・ブロッコリー・アスパラ・パプリカ・実えんどう・なめこ・舞茸であり、逆に前年を下回った主な品目は、ゆで筍・山の芋・小梅・カボス・もやしであった。

一方、取扱金額において、前年を上回った主な品目は、なめこ・大梅であり、前年を下回った主な品目は、大根・人参・ゆで筍・キャベツ・分葱・サラダ菜・南瓜・山の芋・小梅であった。

【果実】

果実において、入荷数量が前年を上回った主な品目は、早生温州・伊予柑・八朔・清見・サンふじ・王林・伊豆柿・干柿・肥後グリーンメロン・であり、逆に前年を下回った主な品目は、青島系・二十世紀・晩三吉・プリンスメロン・アンデスメロン・赤肉メロン・ネクタリン・桜桃・輸入チェリー・栗・ハネジューメロンであった。

一方、取扱金額において、前年を上回った主な品目は、干柿・肥後グリーンメロンであり、前年を下回った主な品目は、青島系・晩三吉・プリンスメロン・ネクタリン・輸入チェリー・栗・ハネジューメロンであった。

【鳥卵】

入荷数量は、前年並みの取扱高であった。取扱金額は前年より単価が下がり、取扱金額も前年を下回った。

市場別・部類別・月別取扱高表

上段：数量・・・t
 中段：金額・・・千円
 下段：単価・・・円/Kg

| 市場別 | 部類別 | 総計 | 月 | | | | | | | | | | | |
|-----|-----|----------|---------|---------|---------|---------|---------|---------|---------|---------|---------|---------|---------|---------|
| | | | 1 | 2 | 3 | 4 | 5 | 6 | 7 | 8 | 9 | 10 | 11 | 12 |
| 青 | 野菜 | 309499 | 23217 | 23181 | 24902 | 25415 | 25341 | 24499 | 24564 | 27033 | 26257 | 29010 | 28973 | 27109 |
| | | 64574763 | 4940544 | 4794751 | 5340535 | 5230673 | 4955455 | 4964158 | 5279069 | 6369598 | 6021385 | 5537579 | 5326394 | 5814622 |
| | | 242932 | 18672 | 18430 | 19609 | 20703 | 20441 | 203 | 215 | 236 | 229 | 191 | 184 | 214 |
| | | 42041124 | 3142908 | 2897482 | 3304963 | 3527151 | 3342038 | 19576 | 18633 | 20061 | 20368 | 22816 | 22275 | 20849 |
| | | 173 | 168 | 157 | 169 | 170 | 163 | 3310802 | 3295678 | 3972020 | 4194176 | 3920722 | 3643434 | 3489750 |
| 果 | 果実 | 66089 | 4506 | 4714 | 5252 | 4673 | 4860 | 4883 | 5890 | 6933 | 5350 | 6154 | 6657 | 6217 |
| | | 22418257 | 1790520 | 1889227 | 2026212 | 1694254 | 1603636 | 1644406 | 1974361 | 2388400 | 1817256 | 1605733 | 1671700 | 2312550 |
| | | 339 | 397 | 401 | 386 | 363 | 330 | 337 | 335 | 345 | 340 | 261 | 251 | 372 |
| | | 478 | 38 | 37 | 41 | 39 | 40 | 41 | 41 | 39 | 38 | 40 | 41 | 43 |
| | | 115383 | 7115 | 8042 | 9359 | 9268 | 9781 | 8950 | 9030 | 9178 | 9953 | 11124 | 11260 | 12322 |
| 鳥卵 | 計 | 242 | 187 | 217 | 229 | 236 | 244 | 220 | 218 | 235 | 261 | 281 | 277 | 288 |
| | | 309499 | 23217 | 23181 | 24902 | 25415 | 25341 | 24499 | 24564 | 27033 | 26257 | 29010 | 28973 | 27109 |
| | | 64574763 | 4940544 | 4794751 | 5340535 | 5230673 | 4955455 | 4964158 | 5279069 | 6369598 | 6021385 | 5537579 | 5326394 | 5814622 |
| | | 242932 | 18672 | 18430 | 19609 | 20703 | 20441 | 203 | 215 | 236 | 229 | 191 | 184 | 214 |
| | | 42041124 | 3142908 | 2897482 | 3304963 | 3527151 | 3342038 | 19576 | 18633 | 20061 | 20368 | 22816 | 22275 | 20849 |
| 果 | 果実 | 66089 | 4506 | 4714 | 5252 | 4673 | 4860 | 4883 | 5890 | 6933 | 5350 | 6154 | 6657 | 6217 |
| | | 22418257 | 1790520 | 1889227 | 2026212 | 1694254 | 1603636 | 1644406 | 1974361 | 2388400 | 1817256 | 1605733 | 1671700 | 2312550 |
| | | 339 | 397 | 401 | 386 | 363 | 330 | 337 | 335 | 345 | 340 | 261 | 251 | 372 |
| | | 478 | 38 | 37 | 41 | 39 | 40 | 41 | 41 | 39 | 38 | 40 | 41 | 43 |
| | | 115383 | 7115 | 8042 | 9359 | 9268 | 9781 | 8950 | 9030 | 9178 | 9953 | 11124 | 11260 | 12322 |
| 鳥卵 | 計 | 242 | 187 | 217 | 229 | 236 | 244 | 220 | 218 | 235 | 261 | 281 | 277 | 288 |
| | | 309499 | 23217 | 23181 | 24902 | 25415 | 25341 | 24499 | 24564 | 27033 | 26257 | 29010 | 28973 | 27109 |
| | | 64574763 | 4940544 | 4794751 | 5340535 | 5230673 | 4955455 | 4964158 | 5279069 | 6369598 | 6021385 | 5537579 | 5326394 | 5814622 |
| | | 242932 | 18672 | 18430 | 19609 | 20703 | 20441 | 203 | 215 | 236 | 229 | 191 | 184 | 214 |
| | | 42041124 | 3142908 | 2897482 | 3304963 | 3527151 | 3342038 | 19576 | 18633 | 20061 | 20368 | 22816 | 22275 | 20849 |
| 果 | 果実 | 66089 | 4506 | 4714 | 5252 | 4673 | 4860 | 4883 | 5890 | 6933 | 5350 | 6154 | 6657 | 6217 |
| | | 22418257 | 1790520 | 1889227 | 2026212 | 1694254 | 1603636 | 1644406 | 1974361 | 2388400 | 1817256 | 1605733 | 1671700 | 2312550 |
| | | 339 | 397 | 401 | 386 | 363 | 330 | 337 | 335 | 345 | 340 | 261 | 251 | 372 |
| | | 478 | 38 | 37 | 41 | 39 | 40 | 41 | 41 | 39 | 38 | 40 | 41 | 43 |
| | | 115383 | 7115 | 8042 | 9359 | 9268 | 9781 | 8950 | 9030 | 9178 | 9953 | 11124 | 11260 | 12322 |
| 鳥卵 | 計 | 242 | 187 | 217 | 229 | 236 | 244 | 220 | 218 | 235 | 261 | 281 | 277 | 288 |
| | | 309499 | 23217 | 23181 | 24902 | 25415 | 25341 | 24499 | 24564 | 27033 | 26257 | 29010 | 28973 | 27109 |
| | | 64574763 | 4940544 | 4794751 | 5340535 | 5230673 | 4955455 | 4964158 | 5279069 | 6369598 | 6021385 | 5537579 | 5326394 | 5814622 |
| | | 242932 | 18672 | 18430 | 19609 | 20703 | 20441 | 203 | 215 | 236 | 229 | 191 | 184 | 214 |
| | | 42041124 | 3142908 | 2897482 | 3304963 | 3527151 | 3342038 | 19576 | 18633 | 20061 | 20368 | 22816 | 22275 | 20849 |

主要品目の取扱数量の推移

(単位:トン・円)

| 品目 | 35年 | | 40年 | | 45年 | | 50年 | | 55年 | | 60年 | | 7年 | | 12年 | | 17年 | | 22年 | | 27年 | | 28年 | | 29年 | | 30年 | | 1年 | | | |
|----------|--------|----|--------|----|--------|-----|---------|-----|---------|-----|---------|-----|---------|-----|---------|-----|---------|-----|---------|-----|---------|-----|---------|-----|---------|-----|---------|-----|---------|-----|---------|-----|
| | 数量 | 単価 | 数量 | 単価 | 数量 | 単価 | 数量 | 単価 | 数量 | 単価 | 数量 | 単価 | 数量 | 単価 | 数量 | 単価 | 数量 | 単価 | 数量 | 単価 | 数量 | 単価 | 数量 | 単価 | 数量 | 単価 | 数量 | 単価 | 数量 | 単価 | | |
| 野菜総計 | 59,843 | 19 | 71,436 | 32 | 79,116 | 66 | 111,290 | 114 | 128,740 | 172 | 156,726 | 160 | 179,825 | 204 | 184,873 | 199 | 200,430 | 167 | 206,576 | 165 | 227,969 | 183 | 258,034 | 183 | 265,541 | 194 | 275,244 | 178 | 243,644 | 189 | 242,932 | 173 |
| だいこん | 5,350 | 7 | 5,975 | 12 | 6,875 | 24 | 8,462 | 49 | 10,567 | 80 | 15,216 | 58 | 16,661 | 72 | 18,212 | 68 | 18,269 | 57 | 17,898 | 55 | 17,664 | 66 | 18,130 | 66 | 17,174 | 80 | 19,391 | 70 | 18,715 | 81 | 18,856 | 59 |
| にんじん | 1,980 | 19 | 2,453 | 30 | 3,232 | 48 | 4,525 | 108 | 6,322 | 119 | 8,001 | 89 | 9,254 | 162 | 9,565 | 152 | 9,602 | 110 | 9,907 | 117 | 11,688 | 128 | 11,323 | 120 | 10,893 | 158 | 10,997 | 112 | 10,410 | 150 | 10,367 | 95 |
| はくさい | 5,909 | 8 | 8,792 | 12 | 8,911 | 28 | 11,978 | 35 | 11,737 | 84 | 13,489 | 57 | 14,514 | 77 | 17,097 | 81 | 23,253 | 60 | 23,199 | 55 | 35,478 | 57 | 41,783 | 68 | 43,056 | 75 | 45,027 | 70 | 42,212 | 71 | 42,634 | 59 |
| レタス | 5,402 | 14 | 8,140 | 18 | 10,203 | 46 | 15,004 | 44 | 17,626 | 120 | 20,878 | 78 | 23,564 | 91 | 24,796 | 84 | 25,456 | 65 | 26,823 | 79 | 30,755 | 92 | 36,021 | 95 | 39,293 | 97 | 37,270 | 89 | 33,464 | 99 | 34,042 | 76 |
| キャベツ(注1) | 2,257 | 22 | 2,965 | 41 | 2,174 | 78 | 3,835 | 144 | 5,158 | 229 | 3,522 | 243 | 4,261 | 271 | 3,952 | 265 | 4,255 | 214 | 4,627 | 218 | 4,421 | 296 | 4,239 | 331 | 4,065 | 341 | 4,053 | 338 | 3,707 | 359 | 3,943 | 339 |
| なす | 2,899 | 29 | 2,843 | 52 | 3,437 | 89 | 4,827 | 167 | 5,568 | 205 | 6,604 | 235 | 7,101 | 286 | 8,377 | 327 | 9,972 | 272 | 9,712 | 303 | 8,163 | 367 | 10,521 | 375 | 10,595 | 406 | 11,415 | 363 | 12,592 | 355 | 12,331 | 342 |
| トマト(注2) | 4,357 | 26 | 4,077 | 51 | 4,737 | 89 | 6,786 | 141 | 7,073 | 216 | 8,290 | 220 | 8,928 | 283 | 8,876 | 243 | 8,851 | 235 | 7,747 | 211 | 7,763 | 267 | 7,574 | 293 | 7,436 | 320 | 7,960 | 278 | 8,188 | 297 | 8,274 | 281 |
| きゅうり | 294 | 32 | 470 | 97 | 1,318 | 119 | 2,383 | 168 | 2,316 | 301 | 2,315 | 307 | 2,213 | 361 | 2,151 | 298 | 2,368 | 291 | 2,477 | 351 | 2,156 | 450 | 2,773 | 484 | 2,921 | 464 | 3,071 | 397 | 2,888 | 450 | 3,102 | 429 |
| ピーマン(注3) | 1,942 | 27 | 1,450 | 59 | 1,919 | 71 | 2,095 | 156 | 3,670 | 83 | 3,239 | 172 | 2,659 | 298 | 2,555 | 219 | 1,872 | 159 | 1,944 | 156 | 1,366 | 187 | 809 | 279 | 734 | 293 | 826 | 259 | 717 | 266 | 693 | 267 |
| さといも | 3,946 | 17 | 6,815 | 34 | 7,695 | 57 | 10,407 | 57 | 13,334 | 95 | 16,096 | 56 | 17,647 | 100 | 17,246 | 112 | 20,553 | 74 | 23,852 | 89 | 26,985 | 110 | 36,630 | 103 | 44,006 | 108 | 46,482 | 105 | 28,660 | 99 | 27,163 | 94 |
| たまねぎ | 4,954 | 17 | 5,700 | 25 | 5,788 | 61 | 8,281 | 76 | 10,957 | 123 | 13,102 | 90 | 13,278 | 119 | 12,726 | 139 | 13,178 | 124 | 13,900 | 128 | 12,792 | 169 | 13,521 | 165 | 13,477 | 203 | 14,046 | 158 | 11,333 | 119 | 11,613 | 119 |

(注1)キャベツにはグリーンボール・レッドキャベツを含む。(注2)トマトにはミニトマトを含む。(注3)ピーマンにはパプリカを含む。(注4)ばれいしょにはメークインを含む。

| | | | | | | | | | | | | | | | | | | | | | | | | | | | | | | | | |
|-----------|--------|-----|--------|-----|--------|-----|--------|-----|--------|-------|--------|-----|--------|-----|--------|-------|--------|-------|--------|-------|--------|-------|--------|-------|--------|-------|--------|-------|--------|-------|--------|-------|
| 果実総計 | 24,354 | 43 | 36,649 | 67 | 45,434 | 99 | 60,678 | 166 | 72,471 | 215 | 80,346 | 264 | 89,120 | 274 | 91,323 | 255 | 83,591 | 237 | 76,069 | 237 | 61,686 | 267 | 66,724 | 320 | 64,348 | 336 | 70,035 | 311 | 65,982 | 340 | 66,059 | 339 |
| 温州みかん(注5) | 4,353 | 50 | 8,735 | 70 | 11,984 | 91 | 19,043 | 89 | 17,468 | 110 | 12,618 | 169 | 11,128 | 212 | 10,472 | 205 | 9,617 | 161 | 9,354 | 168 | 7,436 | 205 | 7,058 | 219 | 6,074 | 276 | 6,680 | 256 | 6,228 | 292 | 6,315 | 274 |
| 八朔 | 69 | 65 | 418 | 78 | 807 | 114 | 1,767 | 126 | 2,434 | 116 | 1,805 | 188 | 1,133 | 130 | 1,167 | 208 | 722 | 103 | 627 | 146 | 395 | 101 | 310 | 138 | 267 | 164 | 264 | 153 | 174 | 193 | 224 | 166 |
| ふじ | | | | | | | | | | | | | | | | | | | | | | | | | | | | | | | | |
| デラウェア | 108 | 55 | 114 | 154 | 203 | 279 | 583 | 580 | 580 | 711 | 691 | 606 | 607 | 783 | 543 | 907 | 347 | 873 | 307 | 785 | 271 | 934 | 197 | 1,105 | 191 | 1,177 | 210 | 1,218 | 184 | 1,231 | 159 | 1,266 |
| 巨峰 | | | | | 155 | 339 | 516 | 583 | 555 | 663 | 621 | 738 | 831 | 862 | 1,075 | 777 | 919 | 744 | 1,048 | 661 | 674 | 833 | 585 | 910 | 532 | 979 | 625 | 939 | 570 | 1,002 | 591 | 1,027 |
| 二十世紀 | 1,411 | 48 | 2,209 | 64 | 2,705 | 107 | 3,193 | 207 | 2,869 | 194 | 1,983 | 258 | 1,283 | 299 | 552 | 316 | 404 | 267 | 326 | 230 | 173 | 370 | 146 | 340 | 154 | 349 | 174 | 349 | 128 | 418 | 93 | 391 |
| 富有柿 | 1,173 | 40 | 1,477 | 66 | 1,155 | 95 | 1,219 | 167 | 1,072 | 257 | 1,046 | 233 | 948 | 214 | 1,496 | 291 | 1,905 | 173 | 1,535 | 133 | 1,429 | 305 | 1,647 | 194 | 1,278 | 250 | 1,596 | 217 | 1,396 | 222 | 1,327 | 237 |
| 西瓜 | 6,249 | 14 | 5,494 | 24 | 7,708 | 31 | 9,162 | 73 | 5,975 | 100 | 6,569 | 120 | 7,672 | 155 | 8,045 | 148 | 7,511 | 120 | 5,616 | 121 | 4,752 | 146 | 5,138 | 151 | 5,140 | 163 | 5,294 | 148 | 4,323 | 168 | 4,616 | 147 |
| 温室メロン | 48 | 218 | 98 | 340 | 261 | 585 | 398 | 947 | 678 | 1,168 | 1,108 | 960 | 2,079 | 754 | 1,870 | 726 | 1,581 | 625 | 1,098 | 592 | 645 | 634 | 465 | 794 | 477 | 761 | 500 | 717 | 482 | 703 | 457 | 719 |
| 桃 | 525 | 62 | 723 | 93 | 1,294 | 123 | 1,628 | 230 | 1,662 | 280 | 1,753 | 332 | 1,398 | 438 | 1,335 | 528 | 1,401 | 435 | 1,238 | 390 | 948 | 525 | 1,121 | 572 | 1,151 | 575 | 1,227 | 590 | 1,128 | 670 | 942 | 693 |
| いちご | 254 | 150 | 757 | 192 | 1,135 | 251 | 1,407 | 604 | 3,163 | 707 | 2,862 | 807 | 3,355 | 991 | 2,964 | 1,055 | 3,542 | 1,062 | 3,156 | 1,128 | 2,826 | 1,041 | 2,767 | 1,249 | 2,412 | 1,332 | 2,786 | 1,294 | 3,084 | 1,342 | 3,219 | 1,359 |
| バナナ(注6) | 262 | 206 | 1,563 | 163 | 4,641 | 113 | 4,647 | 121 | 12,826 | 124 | 17,714 | 160 | 18,936 | 124 | 21,325 | 80 | 21,776 | 85 | 21,380 | 89 | 17,620 | 103 | 15,710 | 162 | 16,567 | 160 | 17,904 | 134 | 18,576 | 138 | 17,992 | 142 |

(注5)温州みかんはハウスミカン・温州計。(注6)バナナには青バナナを含む。

野菜の品目別取扱高／前年対比表

| 品名 | 01年実績 | | | 30年実績 | | | 増減 | | 前年比(%) | | |
|---------|----------------|----------------|----------|----------------|----------------|----------|--------------|----------------|--------|-----|-----|
| | 数量(kg) | 金額(円) | 平均@ | 数量(kg) | 金額(円) | 平均@ | 数量(kg) | 金額(円) | 数量 | 金額 | @ |
| 大根 | 18,856,232.60 | 1,118,889,189 | 59.33 | 18,715,490.56 | 1,507,555,648 | 80.55 | 140,742.04 | -388,666,459 | 101 | 74 | 74 |
| かぶ | 757,481.14 | 64,997,285 | 85.80 | 772,393.20 | 76,946,656 | 99.62 | -14,912.06 | -11,949,371 | 98 | 84 | 86 |
| 人参 | 10,366,789.25 | 987,665,958 | 95.27 | 10,409,801.32 | 1,566,338,067 | 150.46 | -43,012.07 | -578,672,109 | 100 | 63 | 63 |
| ごぼう | 2,192,906.25 | 435,169,967 | 198.44 | 2,013,004.60 | 504,422,361 | 250.58 | 179,901.65 | -69,252,394 | 109 | 86 | 79 |
| れんこん | 1,365,016.20 | 433,669,801 | 317.70 | 1,409,631.50 | 440,126,152 | 312.22 | -44,615.30 | -6,456,351 | 97 | 99 | 102 |
| たけのこ | 61,363.40 | 41,575,457 | 677.52 | 57,479.70 | 36,708,320 | 638.63 | 3,883.70 | 4,867,137 | 107 | 113 | 106 |
| ゆで筍 | 22,995.62 | 24,562,153 | 1,068.12 | 42,784.51 | 32,225,348 | 753.20 | -19,788.89 | -7,663,195 | 54 | 76 | 142 |
| その他根菜類 | 210,590.00 | 36,423,288 | 172.95 | 493,580.97 | 64,673,441 | 131.02 | -282,990.97 | -28,250,153 | 43 | 56 | 132 |
| 根菜類計 | 33,833,374.46 | 3,142,953,098 | 92.89 | 33,914,166.36 | 4,228,995,993 | 124.69 | -80,791.90 | -1,086,042,895 | 100 | 74 | 75 |
| 白菜 | 42,634,106.50 | 2,517,001,781 | 59.03 | 42,212,131.80 | 3,008,996,950 | 71.28 | 421,974.70 | -491,995,169 | 101 | 84 | 83 |
| キャベツ | 32,430,097.20 | 2,429,834,464 | 74.92 | 32,076,705.50 | 3,156,607,741 | 98.40 | 353,391.70 | -726,773,277 | 101 | 77 | 76 |
| グリーンボール | 1,612,096.00 | 149,182,230 | 92.53 | 1,387,042.00 | 145,988,439 | 105.25 | 225,054.00 | 3,193,791 | 116 | 102 | 88 |
| キャベツ計 | 34,042,193.20 | 2,579,016,694 | 75.75 | 33,463,747.50 | 3,302,596,180 | 98.69 | 578,445.70 | -723,579,486 | 102 | 78 | 77 |
| 春菊 | 473,801.00 | 293,149,045 | 618.71 | 463,877.20 | 296,578,529 | 639.34 | 9,923.80 | -3,429,484 | 102 | 99 | 97 |
| ほうれん草 | 1,208,991.12 | 598,330,924 | 494.90 | 1,153,072.06 | 650,581,887 | 564.21 | 55,919.06 | -52,250,963 | 105 | 92 | 88 |
| 青葱 | 967,201.25 | 722,160,217 | 746.64 | 1,031,106.60 | 814,368,527 | 789.80 | -63,905.35 | -92,208,310 | 94 | 89 | 95 |
| 分葱 | 4,257.24 | 3,638,898 | 854.75 | 4,610.45 | 4,731,285 | 1,026.20 | -353.21 | -1,092,387 | 92 | 77 | 83 |
| 白葱 | 2,945,060.60 | 947,700,743 | 321.79 | 2,475,850.50 | 972,356,756 | 392.73 | 469,210.10 | -24,656,013 | 119 | 97 | 82 |
| ふき | 44,728.15 | 13,335,274 | 298.14 | 50,801.00 | 16,383,083 | 322.49 | -6,072.85 | -3,047,809 | 88 | 81 | 92 |
| つわ | 18,221.80 | 13,549,117 | 743.56 | 14,963.20 | 10,342,708 | 691.20 | 3,258.60 | 3,206,409 | 122 | 131 | 108 |
| みつば | 161,703.35 | 77,919,529 | 481.86 | 176,121.95 | 95,348,955 | 541.38 | -14,418.60 | -17,429,426 | 92 | 82 | 89 |
| にら | 1,553,272.20 | 787,723,831 | 507.13 | 1,552,061.85 | 933,893,972 | 601.71 | 1,210.35 | -146,170,141 | 100 | 84 | 84 |
| かつお菜 | 61,081.40 | 23,197,236 | 379.77 | 64,224.00 | 24,334,114 | 378.89 | -3,142.60 | -1,136,878 | 95 | 95 | 100 |
| 水菜 | 758,950.40 | 303,175,837 | 399.46 | 730,662.50 | 345,938,332 | 473.45 | 28,287.90 | -42,762,495 | 104 | 88 | 84 |
| 小松菜 | 1,483,951.20 | 393,673,834 | 265.28 | 1,384,499.80 | 442,126,196 | 319.34 | 99,451.40 | -48,452,362 | 107 | 89 | 83 |
| その他葉菜類 | 46,257.03 | 10,238,499 | 221.33 | 40,148.07 | 11,776,860 | 293.33 | 6,108.96 | -1,538,361 | 115 | 87 | 75 |
| レタス | 13,745,957.00 | 1,921,325,564 | 139.77 | 14,289,555.90 | 2,108,070,555 | 147.52 | -543,598.90 | -186,744,991 | 96 | 91 | 95 |
| サニーレタス | 1,416,639.50 | 343,042,393 | 242.15 | 1,106,603.00 | 323,180,466 | 292.04 | 310,036.50 | 19,861,927 | 128 | 106 | 83 |
| グリーンリーフ | 1,112,990.50 | 307,556,989 | 276.33 | 965,770.00 | 277,371,991 | 287.20 | 147,220.50 | 30,184,998 | 115 | 111 | 96 |
| セルリー | 525,736.50 | 133,480,374 | 253.89 | 538,134.95 | 142,481,650 | 264.76 | -12,398.45 | -9,001,276 | 98 | 94 | 96 |
| カリフラワー | 325,310.75 | 44,320,754 | 136.24 | 360,882.50 | 48,714,924 | 134.98 | -35,571.75 | -4,394,170 | 90 | 91 | 101 |
| ブロッコリー | 2,216,044.70 | 740,689,668 | 334.23 | 1,798,140.20 | 658,837,500 | 366.39 | 417,904.50 | 81,852,168 | 123 | 112 | 91 |
| アスパラ | 704,394.36 | 781,393,930 | 1,109.31 | 626,445.61 | 724,441,648 | 1,156.43 | 77,948.75 | 56,952,282 | 112 | 108 | 96 |
| パセリ | 82,568.57 | 106,724,901 | 1,292.56 | 83,113.02 | 121,729,288 | 1,464.62 | -544.45 | -15,004,387 | 99 | 88 | 88 |
| チンゲンサイ | 341,487.88 | 107,862,305 | 315.85 | 327,563.85 | 121,633,341 | 371.32 | 13,924.03 | -13,771,036 | 104 | 89 | 85 |
| 中国野菜 | 64,626.43 | 47,389,852 | 733.28 | 57,197.33 | 45,739,170 | 799.67 | 7,429.10 | 1,650,682 | 113 | 104 | 92 |
| サラダ菜 | 92,396.00 | 42,090,114 | 455.54 | 108,993.80 | 60,181,522 | 552.15 | -16,597.80 | -18,091,408 | 85 | 70 | 83 |
| その他葉菜類 | 1,561,674.63 | 668,669,894 | 428.17 | 1,562,627.77 | 760,968,946 | 486.98 | -953.14 | -92,299,052 | 100 | 88 | 88 |
| 葉菜類計 | 108,593,603.26 | 14,528,358,197 | 133.78 | 106,642,906.41 | 16,323,705,335 | 153.06 | 1,950,696.85 | -1,795,347,138 | 102 | 89 | 87 |
| 茄子 | 3,943,394.49 | 1,337,155,553 | 339.08 | 3,706,690.48 | 1,331,890,494 | 359.32 | 236,704.01 | 5,265,059 | 106 | 100 | 94 |
| トマト | 9,797,652.52 | 2,913,929,286 | 297.41 | 10,088,087.50 | 3,113,922,129 | 308.67 | -290,434.98 | -199,992,843 | 97 | 94 | 96 |
| きゅうり | 8,274,417.22 | 2,327,602,495 | 281.30 | 8,187,519.32 | 2,433,935,178 | 297.27 | 86,897.90 | -106,332,683 | 101 | 96 | 95 |
| 南瓜 | 4,646,984.80 | 661,845,886 | 142.42 | 5,103,311.00 | 940,336,993 | 184.26 | -456,326.20 | -278,491,107 | 91 | 70 | 77 |
| 白瓜 | 76,179.00 | 6,480,122 | 85.06 | 75,718.50 | 7,607,281 | 100.46 | 460.50 | -1,127,159 | 101 | 85 | 85 |
| ピーマン | 2,596,687.55 | 1,063,655,328 | 409.62 | 2,467,077.20 | 1,051,256,991 | 426.11 | 129,610.35 | 12,398,337 | 105 | 101 | 96 |
| パプリカ | 505,204.28 | 268,589,050 | 531.64 | 420,781.87 | 248,314,864 | 590.12 | 84,422.41 | 20,274,186 | 120 | 108 | 90 |
| ししとう | 124,134.91 | 167,398,335 | 1,348.51 | 123,918.69 | 157,698,372 | 1,272.59 | 216.22 | 9,699,963 | 100 | 106 | 106 |
| オクラ | 437,324.53 | 374,267,107 | 855.81 | 414,028.69 | 410,584,394 | 991.68 | 23,295.84 | -36,317,287 | 106 | 91 | 86 |
| とうもろこし | 622,625.50 | 147,627,062 | 237.10 | 646,002.15 | 156,385,191 | 242.08 | -23,376.65 | -8,758,129 | 96 | 94 | 98 |
| 米ナス | 93,447.03 | 33,052,242 | 353.70 | 103,079.54 | 35,693,098 | 346.26 | -9,632.51 | -2,640,856 | 91 | 93 | 102 |
| ミニトマト | 2,533,846.35 | 1,299,548,677 | 512.87 | 2,504,357.88 | 1,350,327,683 | 539.19 | 29,488.47 | -50,779,006 | 101 | 96 | 95 |
| ゴーヤ | 396,695.97 | 125,305,695 | 315.87 | 411,330.75 | 136,720,063 | 332.38 | -14,634.78 | -11,414,368 | 96 | 92 | 95 |
| その他果菜類 | 509,196.75 | 158,492,330 | 311.25 | 518,806.70 | 194,857,368 | 375.58 | -9,609.95 | -36,365,038 | 98 | 81 | 83 |
| 果菜類計 | 34,557,790.90 | 10,884,949,168 | 314.97 | 34,770,710.27 | 11,569,530,099 | 332.73 | -212,919.37 | -684,580,931 | 99 | 94 | 95 |

野菜の品目別取扱高／前年対比表

| 品名 | 01 年 実 績 | | | 30 年 実 績 | | | 増 減 | | 前年比(%) | | |
|----------|----------------|----------------|----------|----------------|----------------|----------|---------------|----------------|--------|-----|-----|
| | 数量(kg) | 金額(円) | 平均@ | 数量(kg) | 金額(円) | 平均@ | 数量(kg) | 金額(円) | 数量 | 金額 | @ |
| いんげん | 138,708.21 | 120,136,528 | 866.10 | 138,239.80 | 125,464,342 | 907.58 | 468.41 | -5,327,814 | 100 | 96 | 95 |
| きぬさや | 22,272.76 | 35,288,358 | 1,584.37 | 19,604.73 | 37,316,398 | 1,903.43 | 2,668.03 | -2,028,040 | 114 | 95 | 83 |
| スナックえんどう | 96,861.21 | 90,513,667 | 934.46 | 93,969.60 | 94,295,392 | 1,003.46 | 2,891.61 | -3,781,725 | 103 | 96 | 93 |
| 実えんどう | 74,486.90 | 48,858,954 | 655.94 | 57,309.57 | 52,662,340 | 918.91 | 17,177.33 | -3,803,386 | 130 | 93 | 71 |
| そら豆 | 76,862.40 | 37,947,735 | 493.70 | 69,370.00 | 42,600,740 | 614.10 | 7,492.40 | -4,653,005 | 111 | 89 | 80 |
| 枝豆 | 70,727.10 | 45,233,171 | 639.54 | 77,504.01 | 49,308,986 | 636.21 | -6,776.91 | -4,075,815 | 91 | 92 | 101 |
| その他豆類 | 5,858.20 | 3,468,300 | 592.04 | 9,913.45 | 6,989,808 | 705.08 | -4,055.25 | -3,521,508 | 59 | 50 | 84 |
| 豆類計 | 485,776.78 | 381,446,713 | 785.23 | 465,911.16 | 408,638,006 | 877.07 | 19,865.62 | -27,191,293 | 104 | 93 | 90 |
| 里芋 | 692,963.20 | 184,833,847 | 266.72 | 716,702.05 | 190,548,928 | 265.86 | -23,738.85 | -5,715,081 | 97 | 97 | 100 |
| 玉葱 | 27,163,182.90 | 2,542,299,119 | 93.59 | 28,660,196.55 | 2,846,502,213 | 99.31 | -1,497,013.65 | -304,203,094 | 95 | 89 | 94 |
| 甘藷 | 2,841,078.90 | 652,150,875 | 229.54 | 2,755,601.53 | 587,444,536 | 213.18 | 85,477.37 | 64,706,339 | 103 | 111 | 108 |
| 馬鈴薯 | 5,093,603.20 | 573,716,931 | 112.63 | 5,094,827.40 | 549,166,120 | 107.78 | -1,224.20 | 24,550,811 | 100 | 104 | 105 |
| マークイン | 6,519,514.50 | 811,638,263 | 124.49 | 6,238,217.80 | 795,596,698 | 127.53 | 281,296.70 | 16,041,565 | 105 | 102 | 98 |
| 馬鈴薯計 | 11,613,117.70 | 1,385,355,194 | 119.29 | 11,333,045.20 | 1,344,762,818 | 118.65 | 280,072.50 | 40,592,376 | 102 | 103 | 101 |
| 長芋 | 2,260,530.00 | 791,153,317 | 349.98 | 2,239,475.00 | 825,291,011 | 368.51 | 21,055.00 | -34,137,694 | 101 | 96 | 95 |
| 山の芋 | 28,684.70 | 22,670,131 | 790.32 | 37,833.50 | 31,222,286 | 825.25 | -9,148.80 | -8,552,155 | 76 | 73 | 96 |
| らっきょう | 218,421.10 | 87,605,192 | 401.08 | 186,700.63 | 94,650,553 | 506.96 | 31,720.47 | -7,045,361 | 117 | 93 | 79 |
| にんにく | 342,555.47 | 194,867,018 | 568.86 | 299,466.76 | 222,896,154 | 744.31 | 43,088.71 | -28,029,136 | 114 | 87 | 76 |
| 生姜 | 758,447.40 | 426,593,527 | 562.45 | 662,019.40 | 388,789,981 | 587.27 | 96,428.00 | 37,803,546 | 115 | 110 | 96 |
| その他土物類 | 324,605.88 | 109,755,230 | 338.11 | 349,474.21 | 155,208,651 | 444.12 | -24,868.33 | -45,453,421 | 93 | 71 | 76 |
| 土物類計 | 46,243,587.25 | 6,397,283,450 | 138.33 | 47,240,514.83 | 6,687,317,131 | 141.55 | -996,927.58 | -290,033,681 | 98 | 96 | 98 |
| 松茸 | 10,531.65 | 82,912,600 | 7,872.70 | 11,279.04 | 95,796,947 | 8,493.35 | -747.39 | -12,884,347 | 93 | 87 | 93 |
| 生椎茸 | 1,129,581.92 | 974,439,978 | 862.65 | 1,033,859.63 | 933,066,228 | 902.50 | 95,722.29 | 41,373,750 | 109 | 104 | 96 |
| えのき | 2,518,261.18 | 678,617,058 | 269.47 | 2,562,461.10 | 654,312,499 | 255.34 | -44,199.92 | 24,304,559 | 98 | 104 | 106 |
| しめじ | 1,799,667.58 | 757,269,276 | 420.78 | 1,805,265.53 | 810,662,456 | 449.05 | -5,597.95 | -53,393,180 | 100 | 93 | 94 |
| なめこ | 301,854.20 | 142,332,957 | 471.52 | 244,713.20 | 115,315,790 | 471.22 | 57,141.00 | 27,017,167 | 123 | 123 | 100 |
| マッシュルーム | 101,063.58 | 108,016,592 | 1,068.79 | 89,631.83 | 106,000,807 | 1,182.62 | 11,431.75 | 2,015,785 | 113 | 102 | 90 |
| まい茸 | 276,873.68 | 276,987,235 | 1,000.41 | 204,553.00 | 206,855,865 | 1,011.25 | 72,320.68 | 70,131,370 | 135 | 134 | 99 |
| エリンギ | 496,731.30 | 279,432,035 | 562.54 | 468,649.08 | 277,430,827 | 591.97 | 28,082.22 | 2,001,208 | 106 | 101 | 95 |
| その他茸類 | 31,652.12 | 25,840,574 | 816.39 | 29,023.71 | 25,282,212 | 871.08 | 2,628.41 | 558,362 | 109 | 102 | 94 |
| 茸類計 | 6,666,217.21 | 3,325,848,305 | 498.91 | 6,449,436.12 | 3,224,723,631 | 500.00 | 216,781.09 | 101,124,674 | 103 | 103 | 100 |
| 貝われ | 480,809.30 | 211,024,276 | 438.89 | 473,653.94 | 192,723,449 | 406.88 | 7,155.36 | 18,300,827 | 102 | 110 | 108 |
| 大葉 | 180,552.04 | 495,434,512 | 2,743.99 | 168,299.52 | 520,607,386 | 3,093.33 | 12,252.52 | -25,172,874 | 107 | 95 | 89 |
| みょうが | 156,902.00 | 277,149,524 | 1,766.38 | 142,505.22 | 291,375,216 | 2,044.66 | 14,396.78 | -14,225,692 | 110 | 95 | 86 |
| 菜の花 | 49,607.33 | 49,391,793 | 995.65 | 45,100.53 | 54,154,907 | 1,200.75 | 4,506.80 | -4,763,114 | 110 | 91 | 83 |
| ハーブ類 | 13,598.93 | 17,470,370 | 1,284.68 | 13,829.92 | 21,437,244 | 1,550.06 | -230.99 | -3,966,874 | 98 | 82 | 83 |
| その他香辛類 | 102,715.02 | 162,945,463 | 1,586.38 | 102,451.71 | 163,709,062 | 1,597.91 | 263.31 | -763,599 | 100 | 100 | 99 |
| 大梅 | 193,451.90 | 102,120,983 | 527.88 | 224,519.00 | 81,295,506 | 362.08 | -31,067.10 | 20,825,477 | 86 | 126 | 146 |
| 小梅 | 17,965.50 | 9,565,372 | 532.43 | 28,822.00 | 13,563,872 | 470.60 | -10,856.50 | -3,998,500 | 62 | 71 | 113 |
| カボス | 48,944.00 | 21,786,283 | 445.12 | 89,235.00 | 24,965,890 | 279.77 | -40,291.00 | -3,179,607 | 55 | 87 | 159 |
| ゆず | 71,959.45 | 26,087,012 | 362.52 | 77,019.45 | 27,271,875 | 354.09 | -5,060.00 | -1,184,863 | 93 | 96 | 102 |
| その他ゆず | 44,299.15 | 10,670,609 | 240.87 | 40,350.70 | 11,237,351 | 278.49 | 3,948.45 | -566,742 | 110 | 95 | 86 |
| もやし | 522,112.50 | 98,748,601 | 189.13 | 666,588.30 | 118,927,636 | 178.41 | -144,475.80 | -20,179,035 | 78 | 83 | 106 |
| 加工用筍 | 163,482.10 | 17,104,787 | 104.62 | 154,606.20 | 19,343,030 | 125.11 | 8,875.90 | -2,238,243 | 106 | 88 | 84 |
| 野菜加工品 | 6,069,664.21 | 767,197,431 | 126.39 | 7,028,733.54 | 905,906,733 | 128.88 | -959,069.33 | -138,709,302 | 86 | 85 | 98 |
| その他の野菜 | 305,490.34 | 190,295,477 | 622.91 | 241,088.93 | 194,095,570 | 805.07 | 64,401.41 | -3,800,093 | 127 | 98 | 77 |
| その他山菜 | 25,729.79 | 37,465,786 | 1,456.12 | 27,296.42 | 45,185,170 | 1,655.35 | -1,566.63 | -7,719,384 | 94 | 83 | 88 |
| その他妻物 | 184,756.92 | 417,014,782 | 2,257.09 | 193,131.83 | 428,715,864 | 2,219.80 | -8,374.91 | -11,701,082 | 96 | 97 | 102 |
| 庭先野菜 | 3,901,258.00 | 457,853,726 | 117.36 | 4,426,470.00 | 498,568,098 | 112.63 | -525,212.00 | -40,714,372 | 88 | 92 | 104 |
| その他 | 18,597.25 | 10,958,275 | 589.24 | 16,351.72 | 10,738,864 | 656.74 | 2,245.53 | 219,411 | 114 | 102 | 90 |
| 国内野菜 | 228,233,121.69 | 39,812,989,627 | 174.44 | 221,616,167.77 | 43,158,368,574 | 194.74 | 6,616,953.92 | -3,345,378,947 | 103 | 92 | 90 |
| 野菜計 | 242,932,245.59 | 42,041,123,993 | 173.05 | 243,643,699.08 | 46,066,732,918 | 189.07 | -711,453.49 | -4,025,608,925 | 100 | 91 | 92 |
| 鶏卵 | 477,672.57 | 115,382,623 | 241.55 | 474,333.74 | 124,238,578 | 261.92 | 3,338.83 | -8,855,955 | 101 | 93 | 92 |
| 卵計 | 477,672.57 | 115,382,623 | 241.55 | 474,333.74 | 124,238,578 | 261.92 | 3,338.83 | -8,855,955 | 101 | 93 | 92 |

野菜の産地別取扱高(上位10位)

1 全国

(トン,千円,%)

| 順位 | 県名 | 数 量 | | | | | 金 額 | | | | |
|----|-------|---------|--------|---------|--------|--------|------------|--------|------------|--------|--------|
| | | 1年 | 比率 | 30年 | 比率 | 前年比 | 1年 | 比率 | 30年 | 比率 | 前年比 |
| | 総 計 | 242,932 | 100.0% | 243,644 | 100.0% | 99.7% | 42,041,124 | 100.0% | 46,066,733 | 100.0% | 91.3% |
| 1 | 福 岡 | 37,203 | 15.3% | 36,332 | 14.9% | 102.4% | 8,789,989 | 20.9% | 9,561,616 | 20.8% | 91.9% |
| 2 | 北 海 道 | 30,254 | 12.5% | 33,338 | 13.7% | 90.7% | 3,759,967 | 8.9% | 4,655,802 | 10.1% | 80.8% |
| 3 | 熊 本 | 27,207 | 11.2% | 26,101 | 10.7% | 104.2% | 4,764,348 | 11.3% | 5,098,969 | 11.1% | 93.4% |
| 4 | 長 野 | 23,986 | 9.9% | 22,715 | 9.3% | 105.6% | 2,941,037 | 7.0% | 2,918,319 | 6.3% | 100.8% |
| 5 | 長 崎 | 23,680 | 9.7% | 23,432 | 9.6% | 101.1% | 4,124,334 | 9.8% | 4,271,615 | 9.3% | 96.6% |
| 6 | 鹿 児 島 | 19,650 | 8.1% | 18,907 | 7.8% | 103.9% | 2,543,224 | 6.0% | 2,918,026 | 6.3% | 87.2% |
| 7 | 大 分 | 17,188 | 7.1% | 16,195 | 6.6% | 106.1% | 3,826,260 | 9.1% | 4,063,026 | 8.8% | 94.2% |
| 8 | 佐 賀 | 15,856 | 6.5% | 14,332 | 5.9% | 110.6% | 3,056,664 | 7.3% | 3,251,991 | 7.1% | 94.0% |
| 9 | 宮 崎 | 14,970 | 6.2% | 12,591 | 5.2% | 118.9% | 2,111,350 | 5.0% | 2,178,567 | 4.7% | 96.9% |
| 10 | 群 馬 | 7,255 | 3.0% | 6,139 | 2.5% | 118.2% | 782,248 | 1.9% | 652,427 | 1.4% | 119.9% |
| | その他国内 | 10,984 | 19.7% | 11,534 | 19.7% | 95.2% | 3,113,569 | 28.4% | 3,588,011 | 28.6% | 86.8% |
| | 国 外 | 14,699 | 6.1% | 22,028 | 9.0% | 66.7% | 2,228,134 | 5.3% | 2,908,364 | 6.3% | 76.6% |

2 県内

(トン,千円,%)

| 順位 | 地区名 | 数 量 | | | | | 金 額 | | | | |
|----|-------|--------|--------|--------|--------|--------|-----------|--------|-----------|--------|--------|
| | | 1年 | 比率 | 30年 | 比率 | 前年比 | 1年 | 比率 | 30年 | 比率 | 前年比 |
| | 総 計 | 37,203 | 100.0% | 36,332 | 100.0% | 102.4% | 8,789,989 | 100.0% | 9,561,616 | 100.0% | 91.9% |
| 1 | 福 岡 市 | 7,476 | 20.1% | 7,497 | 20.6% | 99.7% | 1,155,465 | 13.1% | 1,434,498 | 15.0% | 80.5% |
| 2 | 糸 島 市 | 5,893 | 15.8% | 6,182 | 17.0% | 95.3% | 1,324,230 | 15.1% | 1,528,811 | 16.0% | 86.6% |
| 3 | 三井地区 | 5,012 | 13.5% | 4,766 | 13.1% | 105.2% | 1,269,436 | 14.4% | 1,418,913 | 14.8% | 89.5% |
| 4 | 甘木地区 | 2,184 | 5.9% | 1,883 | 5.2% | 116.0% | 624,342 | 7.1% | 619,432 | 6.5% | 100.8% |
| 5 | 三潞地区 | 2,127 | 5.7% | 1,942 | 5.3% | 109.5% | 783,819 | 8.9% | 788,280 | 8.2% | 99.4% |
| 6 | 朝倉地区 | 2,001 | 5.4% | 1,898 | 5.2% | 105.4% | 432,100 | 4.9% | 429,553 | 4.5% | 100.6% |
| 7 | みやま市 | 1,816 | 4.9% | 1,980 | 5.4% | 91.7% | 649,005 | 7.4% | 726,377 | 7.6% | 89.3% |
| 8 | 北九州市 | 1,671 | 4.5% | 1,279 | 3.5% | 130.6% | 183,017 | 2.1% | 194,635 | 2.0% | 94.0% |
| 9 | 宗像地区 | 1,647 | 4.4% | 1,388 | 3.8% | 118.7% | 195,439 | 2.2% | 205,408 | 2.1% | 95.1% |
| 10 | 久留米市 | 1,209 | 3.2% | 1,192 | 3.3% | 101.4% | 193,544 | 2.2% | 209,342 | 2.2% | 92.5% |
| | その他県内 | 6,167 | 16.6% | 6,325 | 17.6% | 97.5% | 1,979,592 | 22.6% | 2,006,367 | 21.1% | 98.7% |

(注) 地区名と行政区分との関係については、品目別・産地別取扱高表(県内)を参照。

野菜の品目別取扱高(上位10位)

1 全国

(トン,千円,%)

| 順位 | 品目名 | 数 量 | | | | | 金 額 | | | | |
|----|-------|---------|--------|---------|--------|--------|------------|--------|------------|--------|--------|
| | | 1年 | 比率 | 30年 | 比率 | 前年比 | 1年 | 比率 | 30年 | 比率 | 前年比 |
| | 総 計 | 242,932 | 100.0% | 243,644 | 100.0% | 99.7% | 42,041,124 | 100.0% | 46,066,733 | 100.0% | 91.3% |
| 1 | 白 菜 | 42,634 | 17.5% | 42,212 | 17.3% | 101.0% | 2,517,002 | 6.0% | 3,008,997 | 6.5% | 83.6% |
| 2 | キャベツ | 34,042 | 14.0% | 33,464 | 13.7% | 101.7% | 2,579,017 | 6.1% | 3,302,596 | 7.2% | 78.1% |
| 3 | 玉 葱 | 27,163 | 11.2% | 28,660 | 11.8% | 94.8% | 2,542,299 | 6.0% | 2,846,502 | 6.2% | 89.3% |
| 4 | 大 根 | 18,856 | 7.8% | 18,715 | 7.7% | 100.8% | 1,118,889 | 2.7% | 1,507,556 | 3.3% | 74.2% |
| 5 | レ タ ス | 16,276 | 6.7% | 16,362 | 6.7% | 99.5% | 2,571,925 | 6.1% | 2,708,623 | 5.9% | 95.0% |
| 6 | ト マ ト | 12,331 | 5.1% | 12,592 | 5.2% | 97.9% | 4,213,478 | 10.0% | 4,464,250 | 9.7% | 94.4% |
| 7 | 馬 鈴 薯 | 11,613 | 4.8% | 11,333 | 4.7% | 102.5% | 1,385,355 | 3.3% | 1,344,763 | 2.9% | 103.0% |
| 8 | 人 参 | 10,367 | 4.3% | 10,410 | 4.3% | 99.6% | 987,666 | 2.3% | 1,566,338 | 3.4% | 63.1% |
| 9 | きゅうり | 8,274 | 3.4% | 8,188 | 3.4% | 101.1% | 2,327,602 | 5.5% | 2,433,935 | 5.3% | 95.6% |
| 10 | 野菜加工品 | 6,070 | 2.5% | 7,029 | 2.9% | 86.4% | 767,197 | 1.8% | 905,907 | 2.0% | 84.7% |
| | その他野菜 | 55,306 | 40.2% | 54,679 | 39.6% | 101.1% | 21,030,694 | 56.2% | 21,977,266 | 54.1% | 95.7% |

2 県内

(トン,千円,%)

| 順位 | 品目名 | 数 量 | | | | | 金 額 | | | | |
|----|--------|--------|--------|--------|--------|--------|-----------|--------|-----------|--------|--------|
| | | 1年 | 比率 | 30年 | 比率 | 前年比 | 1年 | 比率 | 30年 | 比率 | 前年比 |
| | 総 計 | 37,203 | 100.0% | 36,332 | 100.0% | 102.4% | 8,789,989 | 100.0% | 9,561,616 | 100.0% | 91.9% |
| 1 | キャベツ | 6,993 | 18.8% | 6,070 | 16.7% | 115.2% | 416,148 | 4.7% | 583,146 | 6.1% | 71.4% |
| 2 | 大 根 | 4,723 | 12.7% | 4,407 | 12.1% | 107.2% | 185,689 | 2.1% | 362,510 | 3.8% | 51.2% |
| 3 | ト マ ト | 3,505 | 9.4% | 3,494 | 9.6% | 100.3% | 1,127,414 | 12.8% | 1,106,377 | 11.6% | 101.9% |
| 4 | レ タ ス | 2,760 | 7.4% | 2,595 | 7.1% | 106.4% | 477,165 | 5.4% | 503,046 | 5.3% | 94.9% |
| 5 | きゅうり | 2,654 | 7.1% | 2,707 | 7.5% | 98.0% | 724,581 | 8.2% | 768,846 | 8.0% | 94.2% |
| 6 | 茄 子 | 2,529 | 6.8% | 2,536 | 7.0% | 99.7% | 919,226 | 10.5% | 969,669 | 10.1% | 94.8% |
| 7 | 小 松 菜 | 1,445 | 3.9% | 1,327 | 3.7% | 108.9% | 382,336 | 4.3% | 423,478 | 4.4% | 90.3% |
| 8 | ブロッコリー | 1,316 | 3.5% | 1,243 | 3.4% | 105.9% | 401,513 | 4.6% | 396,547 | 4.1% | 101.3% |
| 9 | か ぶ | 746 | 2.0% | 763 | 2.1% | 97.8% | 59,928 | 0.7% | 72,939 | 0.8% | 82.2% |
| 10 | 水 菜 | 703 | 1.9% | 655 | 1.8% | 107.3% | 276,191 | 3.1% | 311,924 | 3.3% | 88.5% |
| | その他野菜 | 9,829 | 26.5% | 10,535 | 29.0% | 93.3% | 3,819,798 | 43.6% | 4,063,134 | 42.5% | 94.0% |

(注)キャベツにはグリーンボール、レッドキャベツを含む。レタスにはサニーレタス・グリーンリーフレタスを含む。

トマトにはミニトマトを含む。馬鈴薯にはメークインを含む。青葱には小葱を含む。

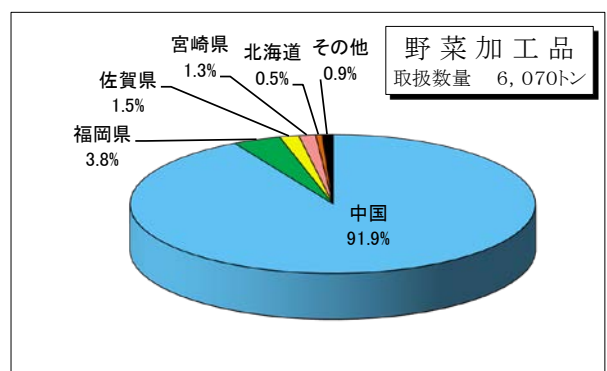
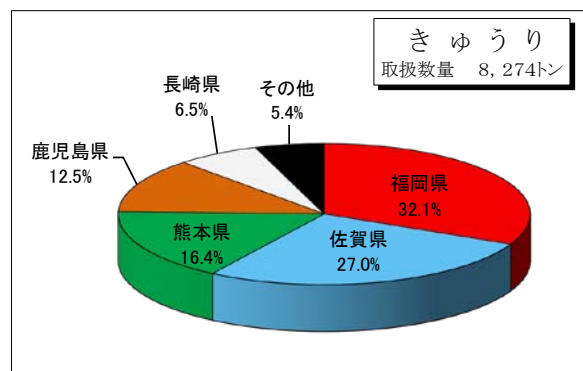
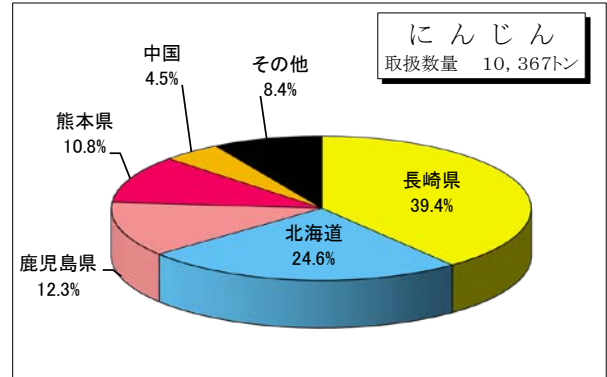
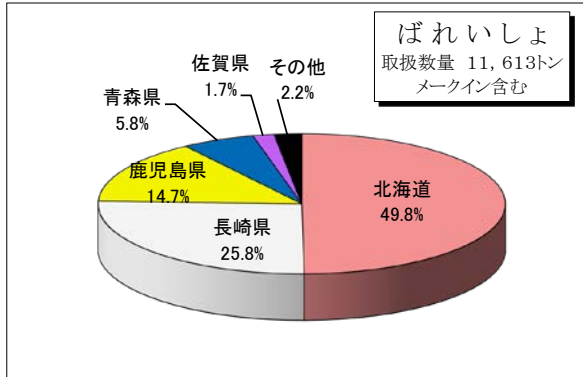
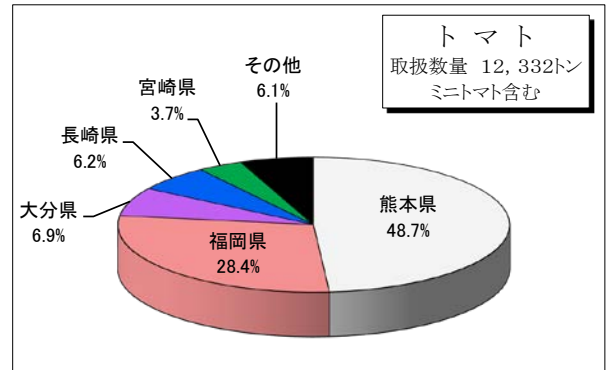
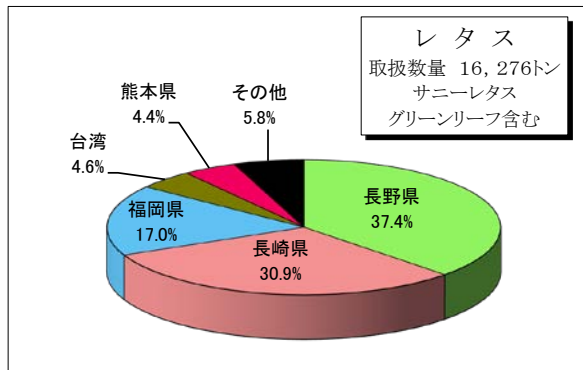
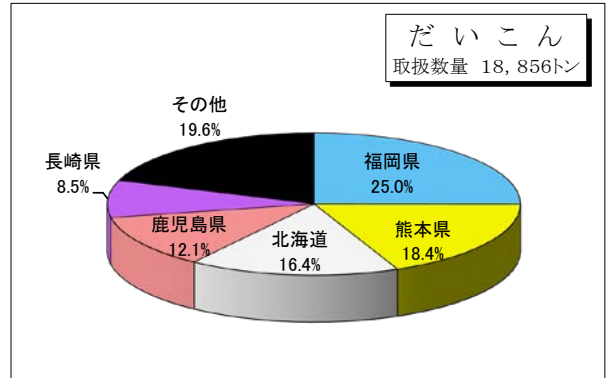
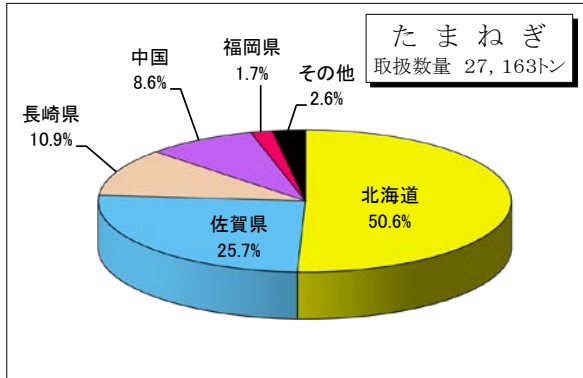
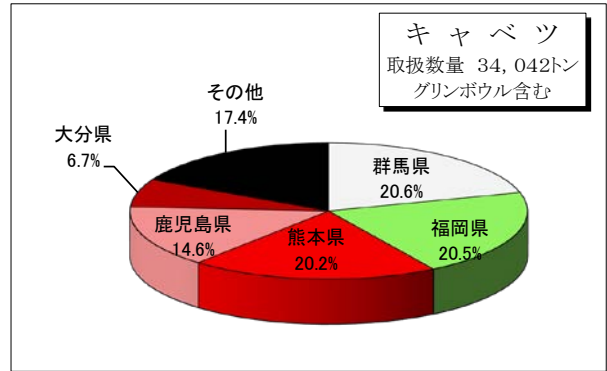
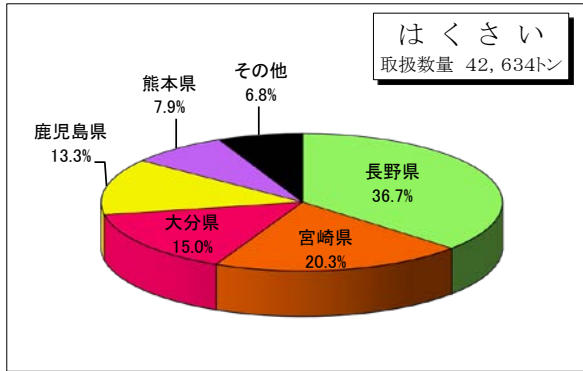
野菜の品目別取扱高 / 前年対比表 (外国産)

| 品名 | 1 年 実 績 | | | 30 年 実 績 | | | 増 減 | | 前年比 (%) | | |
|-------------|--------------|-------------|----------|--------------|-------------|----------|---------------|--------------|---------|------|-----|
| | 数量 kg | 金額 | 平均@ | 数量 kg | 金額 | 平均@ | 数量 kg | 金額 | 数量 | 金額 | @ |
| 大 根 | | | | 63,199.00 | 5,630,493 | 89.09 | -63,199.00 | -5,630,493 | | | |
| か ぶ | | | | | | | | | | | |
| 人 参 | 473,886.00 | 37,625,963 | 79.39 | 872,226.00 | 87,364,711 | 100.16 | -398,340.00 | -49,738,748 | 54 | 43 | 79 |
| ご ぼ う | 683,560.00 | 83,200,155 | 121.71 | 737,810.00 | 83,776,571 | 113.54 | -54,250.00 | -576,416 | 93 | 99 | 107 |
| れ ん こ ん | 1,330.00 | 574,560 | 432.00 | 1,640.00 | 704,592 | 429.62 | -310.00 | -130,032 | 81 | 82 | 101 |
| た け の こ | 8,406.00 | 8,046,616 | 957.24 | 9,686.00 | 10,115,226 | 1,044.31 | -1,280.00 | -2,068,610 | 87 | 80 | 92 |
| ゆ で 筍 | | | | | | | | | | | |
| その他根菜類 | 2,299.00 | 1,313,226 | 571.21 | 2,273.20 | 1,610,388 | 708.42 | 25.80 | -297,162 | 101 | 82 | 81 |
| 根 菜 類 計 | 1,169,481.00 | 130,760,520 | 111.81 | 1,686,834.20 | 189,201,981 | 112.16 | -517,353.20 | -58,441,461 | 69 | 69 | 100 |
| 白 菜 | | | | 3,301,515.00 | 233,344,476 | 70.67 | -3,301,515.00 | -233,344,476 | | | |
| キ ャ ベ ツ | 628,595.00 | 45,464,803 | 72.32 | 2,027,125.00 | 194,238,050 | 95.81 | -1,398,530.00 | -148,773,247 | 31 | 23 | 75 |
| グ リ ン ボ ール | | | | | | | | | | | |
| キ ャ ベ ツ 計 | 628,595.00 | 45,464,803 | 72.32 | 2,027,125.00 | 194,238,050 | 95.81 | -1,398,530.00 | -148,773,247 | 31 | 23 | 75 |
| 春 菊 | | | | | | | | | | | |
| ほうれん草 | | | | 60.00 | 19,440 | 324.00 | -60.00 | -19,440 | | | |
| 青 葱 | 360.00 | 106,488 | 295.80 | 8,665.00 | 3,096,900 | 357.40 | -8,305.00 | -2,990,412 | 4 | 3 | 83 |
| 分 葱 | | | | | | | | | | | |
| 白 葱 | 282,332.00 | 50,058,362 | 177.30 | 291,532.00 | 62,184,239 | 213.30 | -9,200.00 | -12,125,877 | 97 | 81 | 83 |
| ふ き | | | | | | | | | | | |
| つ わ | | | | | | | | | | | |
| み つ ば | | | | | | | | | | | |
| に ら | | | | 6.75 | 33,750 | 5,000.00 | -6.75 | -33,750 | | | |
| かつお菜 | | | | | | | | | | | |
| 水 菜 | | | | | | | | | | | |
| 小 松 菜 | | | | | | | | | | | |
| その他菜類 | | | | | | | | | | | |
| レ タ ス | 759,509.00 | 114,447,219 | 150.68 | 1,293,783.00 | 217,118,280 | 167.81 | -534,274.00 | -102,671,061 | 59 | 53 | 90 |
| サニールタス | | | | | | | | | | | |
| グ リ ン リ ー フ | | | | | | | | | | | |
| セ ル リ ー | 895.00 | 1,086,264 | 1,213.70 | 20,286.00 | 5,223,852 | 257.51 | -19,391.00 | -4,137,588 | 4 | 21 | 471 |
| カリフラワー | | | | | | | | | | | |
| ブロッコリー | 175,996.00 | 67,174,459 | 381.68 | 104,230.00 | 44,533,880 | 427.26 | 71,766.00 | 22,640,579 | 169 | 151 | 89 |
| アスパラ | 57,025.60 | 65,262,907 | 1,144.44 | 65,120.65 | 68,444,388 | 1,051.03 | -8,095.05 | -3,181,481 | 88 | 95 | 109 |
| パ セ ラ | | | | 316.00 | 14,461 | 45.76 | -316.00 | -14,461 | | | |
| チンゲンサイ | | | | | | | | | | | |
| 中国野菜 | 1,865.00 | 3,009,528 | 1,613.68 | 1,805.00 | 2,908,386 | 1,611.29 | 60.00 | 101,142 | 103 | 103 | 100 |
| サ ラ ダ 菜 | | | | | | | | | | | |
| その他葉茎菜類 | 84,682.30 | 55,820,153 | 659.17 | 90,846.70 | 56,014,384 | 616.58 | -6,164.40 | -194,231 | 93 | 100 | 107 |
| 葉 茎 菜 計 | 1,991,259.90 | 402,430,183 | 202.09 | 7,205,291.10 | 887,174,486 | 123.12 | -5,214,031.20 | -484,744,303 | 28 | 45 | 164 |
| 茄 子 | 220.00 | 47,510 | 215.95 | 80.00 | 17,280 | 216.00 | 140.00 | 30,230 | 275 | 275 | 100 |
| ト マ ト | 110,476.00 | 55,345,700 | 500.97 | 13,016.00 | 5,996,948 | 460.73 | 97,460.00 | 49,348,752 | 849 | 923 | 109 |
| き ゅ う り | | | | 200.00 | 86,400 | 432.00 | -200.00 | -86,400 | | | |
| 南 瓜 | 2,151,027.00 | 292,454,200 | 135.96 | 2,918,798.00 | 385,071,425 | 131.92 | -767,771.00 | -92,617,225 | 74 | 76 | 103 |
| 白 瓜 | | | | | | | | | | | |
| ピーマン | | | | | | | | | | | |
| パ プ リ カ | 448,713.00 | 235,521,887 | 524.88 | 381,365.00 | 227,055,060 | 595.37 | 67,348.00 | 8,466,827 | 118 | 104 | 88 |
| し し と う | 1,325.60 | 1,051,397 | 793.14 | 1,246.60 | 1,061,294 | 851.35 | 79.00 | -9,897 | 106 | 99 | 93 |
| オ ク ラ | 106,945.80 | 71,835,939 | 671.70 | 77,747.80 | 56,018,749 | 720.51 | 29,198.00 | 15,817,190 | 138 | 128 | 93 |
| とうもろこし | | | | | | | | | | | |
| 米 ナ ス | | | | | | | | | | | |
| ミニトマト | 10.50 | 8,748 | 833.14 | 2,226.00 | 1,041,769 | 468.00 | -2,215.50 | -1,033,021 | 0 | 1 | 178 |
| ゴ ー ヤ | | | | | | | | | | | |
| その他果菜類 | 80.00 | 45,986 | 574.82 | 15.00 | 972 | 64.80 | 65.00 | 45,014 | 533 | 4731 | 887 |
| 果 菜 類 計 | 2,818,797.90 | 656,311,367 | 232.83 | 3,394,694.40 | 676,349,897 | 199.23 | -575,896.50 | -20,038,530 | 83 | 97 | 117 |

野菜の品目別取扱高／前年対比表（外国産）

| 品名 | 1 年 実 績 | | | 30 年 実 績 | | | 増 減 | | 前年比(%) | | |
|----------|---------------|---------------|----------|---------------|---------------|----------|---------------|--------------|--------|-----|-----|
| | 数量 kg | 金額 | 平均@ | 数量 kg | 金額 | 平均@ | 数量 kg | 金額 | 数量 | 金額 | @ |
| いんげん | 7,578.00 | 4,252,070 | 561.10 | 9,706.16 | 6,281,688 | 647.18 | -2,128.16 | -2,029,618 | 78 | 68 | 87 |
| きぬさや | 225.40 | 137,666 | 610.76 | 250.92 | 458,080 | 1,825.60 | -25.52 | -320,414 | 90 | 30 | 33 |
| スナックえんどう | 1,773.00 | 1,530,237 | 863.07 | 1,539.16 | 1,321,202 | 858.39 | 233.84 | 209,035 | 115 | 116 | 101 |
| 実えんどう | 20.00 | 3,240 | 162.00 | 50.00 | 19,764 | 395.28 | -30.00 | -16,524 | 40 | 16 | 41 |
| そら豆 | | | | | | | | | | | |
| 枝豆 | 7.80 | 4,212 | 540.00 | 585.00 | 167,298 | 285.97 | -577.20 | -163,086 | 1 | 3 | 189 |
| その他豆類 | | | | | | | | | | | |
| 豆類計 | 9,604.20 | 5,927,425 | 617.17 | 12,131.24 | 8,248,032 | 679.90 | -2,527.04 | -2,320,607 | 79 | 72 | 91 |
| 里芋 | 169,142.50 | 38,944,747 | 230.24 | 172,140.00 | 39,487,396 | 229.39 | -2,997.50 | -542,649 | 98 | 99 | 100 |
| 玉葱 | 2,377,428.70 | 188,518,219 | 79.29 | 2,635,626.50 | 202,303,592 | 76.75 | -258,197.80 | -13,785,373 | 90 | 93 | 103 |
| 甘藷 | | | | | | | | | | | |
| 馬鈴薯 | | | | | | | | | | | |
| メークイン | | | | | | | | | | | |
| 馬鈴薯計 | | | | | | | | | | | |
| 長芋 | 1,070.00 | 185,760 | 173.60 | 15,550.00 | 6,217,560 | 399.84 | -14,480.00 | -6,031,800 | 7 | 3 | 43 |
| 山の芋 | | | | | | | | | | | |
| らっきょう | | | | | | | | | | | |
| にんにく | 241,771.50 | 84,868,441 | 351.02 | 209,730.90 | 72,236,941 | 344.42 | 32,040.60 | 12,631,500 | 115 | 117 | 102 |
| 生姜 | 132,165.70 | 39,484,973 | 298.75 | 136,883.00 | 39,602,589 | 289.31 | -4,717.30 | -117,616 | 97 | 100 | 103 |
| その他土物類 | 130,978.00 | 34,767,414 | 265.44 | 124,604.90 | 35,719,900 | 286.66 | 6,373.10 | -952,486 | 105 | 97 | 93 |
| 土物類計 | 3,052,556.40 | 386,769,554 | 126.70 | 3,294,535.30 | 395,567,978 | 120.06 | -241,978.90 | -8,798,424 | 93 | 98 | 106 |
| 松茸 | 10,476.20 | 79,514,812 | 7,590.04 | 11,102.00 | 88,089,421 | 7,934.55 | -625.80 | -8,574,609 | 94 | 90 | 96 |
| 生椎茸 | 10,495.00 | 7,518,118 | 716.35 | 4,016.00 | 2,851,101 | 709.93 | 6,479.00 | 4,667,017 | 261 | 264 | 101 |
| えのき | | | | | | | | | | | |
| しめじ | | | | | | | | | | | |
| なめこ | | | | | | | | | | | |
| マッシュルーム | | | | | | | | | | | |
| まい茸 | | | | | | | | | | | |
| エリンギ | | | | | | | | | | | |
| その他茸類 | | | | | | | | | | | |
| 茸類計 | 20,971.20 | 87,032,930 | 4,150.11 | 15,118.00 | 90,940,522 | 6,015.38 | 5,853.20 | -3,907,592 | 139 | 96 | 69 |
| 貝われ | | | | | | | | | | | |
| 大葉 | 106.00 | 368,929 | 3,480.46 | 86.00 | 155,521 | 1,808.38 | 20.00 | 213,408 | 123 | 237 | 192 |
| みょうが | | | | | | | | | | | |
| 菜の花 | | | | | | | | | | | |
| ハーブ類 | 119.20 | 196,734 | 1,650.45 | 170.95 | 254,879 | 1,490.95 | -51.75 | -58,145 | 70 | 77 | 111 |
| その他香辛種類 | -16.60 | -34,538 | 2,080.60 | 45.60 | 106,034 | 2,325.30 | -62.20 | -140,572 | -36 | -33 | 89 |
| 大梅 | | | | | | | | | | | |
| 小梅 | | | | | | | | | | | |
| カボス | | | | | | | | | | | |
| ゆず | | | | | | | | | | | |
| その他ゆず | | | | | | | | | | | |
| もやし | | | | | | | | | | | |
| 加工用筍 | | | | | | | | | | | |
| 野菜加工品 | 5,586,503.10 | 511,789,761 | 91.61 | 6,368,355.60 | 613,161,937 | 96.28 | -781,852.50 | -101,372,176 | 88 | 83 | 95 |
| その他の野菜 | 390.50 | 327,942 | 839.80 | 788.00 | 399,051 | 506.40 | -397.50 | -71,109 | 50 | 82 | 166 |
| その他山菜 | 936.00 | 1,847,231 | 1,973.53 | 1,178.00 | 2,345,541 | 1,991.12 | -242.00 | -498,310 | 79 | 79 | 99 |
| その他妻物 | 32,191.85 | 36,920,147 | 1,146.87 | 33,997.90 | 36,940,422 | 1,086.55 | -1,806.05 | -20,275 | 95 | 100 | 106 |
| 庭先野菜 | | | | | | | | | | | |
| その他 | 16,223.25 | 7,486,181 | 461.44 | 14,305.02 | 7,518,063 | 525.55 | 1,918.23 | -31,882 | 113 | 100 | 88 |
| 国内野菜 | | | | | | | | | | | |
| 野菜計 | 14,699,123.90 | 2,228,134,366 | 151.58 | 22,027,531.31 | 2,908,364,344 | 132.03 | -7,328,407.41 | -680,229,978 | 67 | 77 | 115 |
| 鶏卵 | | | | | | | | | | | |
| 卵計 | | | | | | | | | | | |

主要野菜の品目別・産地別入荷量比率



野菜の産地別取扱高及び主要品目

北海道 30,254t 玉葱、メークイン、大根、人参

青森県 3,663t 大根、長芋、ごぼう、人参、メークイン

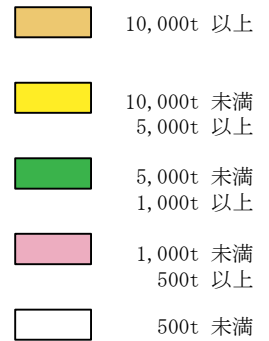
茨城県 1,613t 白菜、レタス、キャベツ

新潟県 545t しめじ

群馬県 7,255t キャベツ

| 国外 | 取扱高 | 主要品目 |
|----------|---------|------------|
| 中国 | 14,699t | 野菜加工品, 玉葱 |
| ニュージーランド | | 南瓜 |
| 中南米 | | 南瓜 |
| 台湾 | | レタス |
| 韓国 | | キャベツ, ピーマン |
| アメリカ | | ブロッコリー |
| フィリピン | | オクラ |
| タイ | | 香辛野菜, オクラ |
| ヨーロッパ | | ピーマン |
| オーストラリア | | アスパラ |

岩手県 1,201t 大根



山口県 891t 大根、トマト

千葉県 710t 大根

長野県 23,986t 白菜、レタス

高知県 527t みょうが、ししとう、米ナス、生姜

福岡県 37,203t キャベツ、大根、トマト、きゅうり、なす、レタス、しめじ、ブロッコリー、えのき

大分県 17,188t 白菜、キャベツ、白葱

熊本県 27,207t キャベツ、トマト、白菜、大根、きゅうり、人参

宮崎県 14,970t 白菜、キャベツ、甘藷

佐賀県 15,856t 玉葱、きゅうり、れんこん、キャベツ

長崎県 23,680t レタス、人参、玉葱、大根、馬鈴薯、白菜、えのき

鹿児島県 19,650t 白菜、キャベツ、大根、ピーマン、きゅうり

輸 入 野 菜 の 取 扱 高

1 国別

(トン,千円,%)

| 順位 | 県名 | 数 量 | | | | | 金 額 | | | | |
|----|----------|--------|--------|--------|--------|--------|-----------|--------|-----------|--------|--------|
| | | 1年 | 比率 | 30年 | 比率 | 前年比 | 1年 | 比率 | 30年 | 比率 | 前年比 |
| | 総 計 | 14,699 | 100.0% | 22,028 | 100.0% | 66.7% | 2,228,134 | 100.0% | 2,908,364 | 100.0% | 76.6% |
| 1 | 中 国 | 10,411 | 70.8% | 15,708 | 71.3% | 66.3% | 1,155,628 | 51.9% | 1,607,756 | 55.3% | 71.9% |
| 2 | ニュージーランド | 1,414 | 9.6% | 1,666 | 7.6% | 84.9% | 235,832 | 10.6% | 207,801 | 7.1% | 113.5% |
| 3 | 中 南 米 | 946 | 6.4% | 1,331 | 6.0% | 71.1% | 200,110 | 9.0% | 254,781 | 8.8% | 78.5% |
| 4 | 台 湾 | 857 | 5.8% | 1,821 | 8.3% | 47.1% | 131,381 | 5.9% | 266,609 | 9.2% | 49.3% |
| 5 | 韓 国 | 530 | 3.6% | 707 | 3.2% | 75.0% | 201,231 | 9.0% | 208,630 | 7.2% | 96.5% |
| 6 | ア メ リ カ | 291 | 2.0% | 422 | 1.9% | 69.0% | 130,355 | 5.9% | 153,401 | 5.3% | 85.0% |
| 7 | フィリピン | 101 | 0.7% | 67 | 0.3% | 150.7% | 67,184 | 3.0% | 46,785 | 1.6% | 143.6% |
| 8 | タ イ | 44 | 0.3% | 46 | 0.2% | 95.7% | 42,180 | 1.9% | 45,899 | 1.6% | 91.9% |
| 9 | ヨーロッパ | 39 | 0.3% | 68 | 0.3% | 57.4% | 35,995 | 1.6% | 62,557 | 2.2% | 57.5% |
| 10 | オーストラリア | 11 | 0.1% | 11 | 0.0% | 100.0% | 9,878 | 0.4% | 10,232 | 0.4% | 96.5% |

2 品目別

(トン,千円,%)

| 順位 | 品目名 | 数 量 | | | | | 金 額 | | | | |
|----|-------|--------|--------|--------|--------|--------|-----------|--------|-----------|--------|--------|
| | | 1年 | 比率 | 30年 | 比率 | 前年比 | 1年 | 比率 | 30年 | 比率 | 前年比 |
| | 総 計 | 14,699 | 100.0% | 22,028 | 100.0% | 66.7% | 2,228,134 | 100.0% | 2,908,364 | 100.0% | 76.6% |
| 1 | 野菜加工品 | 5,587 | 38.0% | 6,368 | 28.9% | 87.7% | 511,790 | 23.0% | 613,162 | 21.1% | 83.5% |
| 2 | たまねぎ | 2,377 | 16.2% | 2,636 | 12.0% | 90.2% | 188,518 | 8.5% | 202,304 | 7.0% | 93.2% |
| 3 | かぼちゃ | 2,151 | 14.6% | 2,919 | 13.3% | 73.7% | 292,454 | 13.1% | 385,071 | 13.2% | 75.9% |
| 4 | レタス | 760 | 5.2% | 1,294 | 5.9% | 58.7% | 114,447 | 5.1% | 217,118 | 7.5% | 52.7% |
| 5 | ごぼう | 684 | 4.7% | 738 | 3.4% | 92.7% | 83,200 | 3.7% | 83,777 | 2.9% | 99.3% |
| 6 | キャベツ | 629 | 4.3% | 2,027 | 9.2% | 31.0% | 45,465 | 2.0% | 194,238 | 6.7% | 23.4% |
| 7 | にんじん | 474 | 3.2% | 872 | 4.0% | 54.4% | 37,626 | 1.7% | 87,365 | 3.0% | 43.1% |
| 8 | パプリカ | 449 | 3.1% | 381 | 1.7% | 117.8% | 235,522 | 10.6% | 227,055 | 7.8% | 103.7% |
| 9 | 白ねぎ | 282 | 1.9% | 292 | 1.3% | 96.6% | 50,058 | 2.2% | 62,184 | 2.1% | 80.5% |
| 10 | にんにく | 242 | 1.6% | 210 | 1.0% | 115.2% | 84,868 | 3.8% | 72,237 | 2.5% | 117.5% |

(注)レタスにはサニーレタス・グリーンリーフレタスを含む。

野菜品目別産地別取扱高表

| | | (県内) | | | (中央市場) | | | 筑紫地区 | | | 粕屋地区 | | | |
|---------|---------|--------------|---------------|---------|--------------|---------------|--------|--------------|-------------|-------|------------|-------------|------------|-----|
| 品目 | 産地 | 福岡市 | | | 糸島市 | | | 筑紫地区 | | | 粕屋地区 | | | |
| | | 数量(kg) | 金額 | 平均@ | 数量(kg) | 金額 | 平均@ | 数量(kg) | 金額 | 平均@ | 数量(kg) | 金額 | 平均@ | |
| 根菜類 | 大か | 3,535,370.80 | 136,494,485 | 39 | 450,706.00 | 14,625,879 | 32 | 39.00 | 2,786 | 71 | | | | |
| | 人参 | 599,124.94 | 46,464,624 | 78 | 29,926.50 | 2,250,042 | 75 | 74.00 | 6,953 | 94 | 3,140.40 | 1,091,643 | 348 | |
| | ごぼう | | | | | | | 40.00 | 5,400 | 135 | 9.00 | 1,620 | 180 | |
| 葉類 | れんこん | | | | | | | | | | | | | |
| | ゆで | 13,646.60 | 2,378,908 | 174 | 1,236.00 | 407,661 | 330 | 27,207.70 | 3,807,440 | 140 | 1,521.60 | 490,483 | 322 | |
| | 白菜 | 2,816.80 | 2,888,457 | 1,025 | 454.00 | 329,829 | 726 | 130.00 | 99,339 | 764 | 5,594.79 | 6,333,403 | 1,132 | |
| | キャベツ | 1,765.50 | 66,192 | 37 | 590.00 | 14,494 | 25 | 35.00 | 4,536 | 130 | | | | |
| | グリーンポウル | 833,183.00 | 49,616,109 | 60 | 2,140,800.00 | 134,887,836 | 63 | 40.00 | 3,672 | 92 | 29,302.20 | 1,086,870 | 37 | |
| | 春菊 | 383,824.40 | 249,192,790 | 649 | 250.00 | 61,047 | 244 | 41,466.45 | 24,345,581 | 587 | 8,786.25 | 4,111,857 | 468 | |
| | ほうれん草 | 88,145.26 | 47,402,336 | 538 | 3,307.80 | 1,399,915 | 423 | 32,808.70 | 19,504,076 | 594 | 10,887.70 | 4,518,008 | 415 | |
| | 青葱 | 73,381.80 | 42,930,557 | 585 | 119,385.30 | 91,458,989 | 766 | 1,734.40 | 1,190,865 | 687 | | | | |
| | 分葱 | 401.90 | 105,407 | 262 | | | | | | | | | | |
| | 白ふ | 25,986.10 | 8,927,904 | 344 | 37,777.50 | 9,834,133 | 260 | 80.00 | 53,875 | 673 | 258.00 | 87,027 | 337 | |
| 茎類 | きわ | 186.00 | 36,349 | 195 | 25,799.00 | 7,278,377 | 282 | | | | 2.40 | 648 | 270 | |
| | みつば | 108.00 | 153,792 | 1,424 | 1,396.50 | 689,040 | 493 | | | | | | | |
| | にら | 10.00 | 11,880 | 1,188 | 2,004.00 | 574,748 | 287 | | | | | | | |
| | レタ | 4,486.00 | 323,731 | 72 | 63,364.00 | 6,973,676 | 110 | 9,422.00 | 1,085,508 | 115 | | | | |
| | サニーレタス | 1,152.00 | 246,317 | 214 | | | | 39,117.00 | 6,667,553 | 170 | | | | |
| | グリーンリーフ | 6,633.00 | 732,433 | 110 | | | | 22,901.50 | 3,588,828 | 157 | | | | |
| | セルリー | 230.00 | 22,387 | 97 | | | | | | | 39.00 | 14,904 | 382 | |
| | カリフラワー | 58,396.00 | 7,982,956 | 137 | 1,073.00 | 157,909 | 147 | | | | 27,203.00 | 3,192,718 | 117 | |
| | ブロッコリー | 93,285.00 | 24,538,490 | 263 | 595,374.00 | 197,392,069 | 332 | 18,822.00 | 5,059,227 | 269 | 172,147.70 | 51,208,458 | 297 | |
| | アスパラ | 11,179.10 | 13,199,476 | 1,181 | 1,979.80 | 2,758,698 | 1,393 | 13,437.90 | 18,110,758 | 1,348 | 25.00 | 2,689 | 108 | |
| 果菜類 | パセリ | 4,656.40 | 1,720,767 | 370 | | | | | | | | | | |
| | チンゲンサイ | 860.20 | 171,918 | 200 | | | | | | | 47.10 | 2,689 | 57 | |
| | かつお菜 | 21,824.05 | 10,433,752 | 478 | 10,375.60 | 1,820,671 | 175 | 48.00 | 15,617 | 325 | 8,569.95 | 3,134,887 | 366 | |
| | サラダ菜 | | | | | | | | | | | | | |
| | その他葉茎菜類 | 246,236.21 | 80,384,173 | 326 | 122,664.00 | 68,406,212 | 558 | 15,506.65 | 6,306,246 | 407 | 155,742.30 | 58,747,024 | 377 | |
| | トマト | 24,352.00 | 6,990,871 | 287 | 175,086.70 | 59,165,957 | 338 | 341.20 | 114,675 | 336 | 1,166.40 | 214,388 | 184 | |
| | マツ | 1,083,681.30 | 311,650,856 | 288 | 414,937.00 | 137,907,189 | 332 | | | | 639.20 | 101,945 | 159 | |
| | きゅうり | 786.30 | 239,593 | 305 | 1,513,391.30 | 398,024,662 | 263 | | | | 1,833.50 | 493,197 | 269 | |
| | 南瓜 | 52,104.00 | 7,207,861 | 138 | 33,734.00 | 4,155,818 | 123 | | | | 2,840.00 | 273,823 | 96 | |
| | 白瓜 | 27.00 | 1,123 | 42 | 1,415.00 | 87,070 | 62 | | | | 194.00 | 5,995 | 31 | |
| 豆類 | ピーマン | | | | | | | 432.00 | 126,402 | 293 | 180.40 | 40,371 | 224 | |
| | しとう | 96.05 | 68,044 | 708 | | | | 307.75 | 702,432 | 2,282 | 6,854.32 | 4,268,921 | 623 | |
| | オクラ | 588.53 | 87,877 | 149 | 4,510.80 | 3,006,866 | 667 | | | | 76.40 | 59,632 | 781 | |
| | とうもろこし | 340.00 | 69,473 | 204 | 1,735.00 | 202,575 | 117 | | | | | | | |
| | 米ナ | 3,325.00 | 1,583,334 | 476 | 27.50 | 20,196 | 734 | | | | | | | |
| | ペテマト | 3,862.62 | 2,367,064 | 613 | 28,018.75 | 20,482,860 | 731 | 8.00 | 3,024 | 378 | 3,186.10 | 1,910,867 | 600 | |
| | いんげん | | | | 10.05 | 7,625 | 759 | | | | | 271.35 | 170,645 | 629 |
| | きぬさや | 92.20 | 75,934 | 824 | | | | | | | 63.61 | 32,991 | 519 | |
| | さやえんどう | 473.01 | 244,452 | 517 | 43.60 | 16,589 | 380 | | | | 981.78 | 543,228 | 553 | |
| | 実えんどう | 222.05 | 91,248 | 411 | 162.00 | 55,503 | 343 | | | | 555.65 | 266,824 | 480 | |
| 土物類 | そら豆 | 201.00 | 95,711 | 476 | 113.20 | 29,818 | 263 | | | | 145.20 | 83,376 | 574 | |
| | 枝豆 | 16,128.20 | 9,586,435 | 594 | 903.40 | 427,185 | 473 | | | | 913.40 | 366,527 | 401 | |
| | その他豆類 | | | | | | | | | | 39.90 | 27,292 | 684 | |
| | 里芋 | 590.00 | 89,027 | 151 | 340.00 | 73,888 | 217 | 160.00 | 18,079 | 113 | 4,268.40 | 566,034 | 133 | |
| | 玉葱 | 88,153.70 | 10,615,101 | 120 | 2,370.00 | 239,179 | 101 | 1,785.00 | 91,237 | 51 | 19,560.00 | 1,312,536 | 67 | |
| | 甘藷 | 194.50 | 20,758 | 107 | 395.00 | 41,773 | 106 | 44.80 | 2,177 | 49 | 88.20 | 7,301 | 83 | |
| | 馬鈴薯 | | | | 2,870.00 | 222,923 | 78 | | | | 446.00 | 33,349 | 75 | |
| | メークイン | 1,027.00 | 86,163 | 84 | 140.00 | 8,878 | 63 | | | | 118.00 | 5,821 | 49 | |
| | 長芋 | | | | 53.50 | 5,746 | 107 | | | | | | | |
| | 山芋 | 292.50 | 56,689 | 194 | | | | | | | 24.50 | 5,616 | 229 | |
| 茸類 | らっきょう | 12.20 | 2,883 | 236 | 75.20 | 19,995 | 266 | | | | 224.16 | 133,596 | 596 | |
| | にんにく | | | | | | | | | | | | | |
| | 生姜 | | | | 30.00 | 7,074 | 236 | 64.00 | 12,268 | 192 | | | | |
| | アーリーレッド | 267.08 | 16,697 | 63 | 475.00 | 42,000 | 88 | | | | | | | |
| | 松茸 | | | | 37.20 | 21,448 | 577 | | | | 2,950.64 | 1,794,242 | 608 | |
| | 椎茸 | 51,920.00 | 14,035,683 | 270 | | | | 210.00 | 77,112 | 367 | | | | |
| | えのめ | 408.00 | 474,767 | 1,164 | | | | | | | | | | |
| | なめこ | | | | | | | | | | | | | |
| | マッシュルーム | | | | | | | | | | | | | |
| | 香辛棟物類 | 貝わ | 579.80 | 858,600 | 1,481 | | | | | | | 106,153.04 | 29,827,879 | 281 |
| 大葉 | | | | | 294.00 | 526,176 | 1,790 | | | | 330.00 | 547,901 | 1,660 | |
| 妙菜 | | 2.50 | 216 | 86 | | | | 11.00 | 42,614 | 3,874 | 327.05 | 414,686 | 1,268 | |
| のり | | | | | 21,300.80 | 25,675,632 | 1,205 | | | | | | | |
| ハーブ類 | | 0.60 | 389 | 648 | 178.45 | 337,078 | 1,889 | | | | | | | |
| その他香辛野菜 | | 10,292.43 | 14,555,005 | 1,414 | 59,714.90 | 122,630,161 | 2,054 | 7,556.50 | 30,243,446 | 4,002 | 220.00 | 88,884 | 404 | |
| 大豆 | | 2,154.00 | 800,571 | 372 | 1,759.00 | 727,347 | 414 | | | | 128.00 | 52,952 | 414 | |
| 小梅 | | 1,119.00 | 493,135 | 441 | 45.00 | 17,927 | 398 | | | | 73.00 | 23,198 | 318 | |
| ポス | | | | | 210.00 | 44,442 | 212 | | | | 85.00 | 26,363 | 310 | |
| その他 | | ゆず | | | | 287.35 | 16,386 | 57 | 9.00 | 582 | 65 | 37.00 | 1,328 | 36 |
| | もやし | | | | | | | | | | 3,139.00 | 1,353,248 | 431 | |
| | 缶詰 | 7.00 | 4,536 | 648 | | | | | | | | | | |
| | 野菜加工品 | 10,393.75 | 4,154,889 | 400 | 2,538.59 | 645,811 | 254 | 3,382.61 | 2,197,041 | 650 | 206.02 | 83,874 | 407 | |
| | その他野菜 | 115,593.34 | 42,414,120 | 367 | 17,230.60 | 8,014,580 | 465 | 836,830.10 | 54,706,471 | 65 | 22,818.42 | 5,861,448 | 257 | |
| | 合計 | 7,476,175.72 | 1,155,465,295 | 155 | 5,892,895.89 | 1,324,229,582 | 225 | 1,074,052.26 | 178,195,820 | 166 | 604,414.03 | 185,025,206 | 306 | |
| | 鶏卵 | 1,071.56 | 245,678 | 229 | 1,750.00 | 212,578 | 121 | | | | 9,403.60 | 2,806,160 | 298 | |

野菜品目別産地別取扱高表

(県内) (中央市場)

| 産地 | 宗像地区 | | | 甘木地区 | | | 朝倉地区 | | | 三井地区 | | |
|---------|--------------|-------------|-------|--------------|-------------|-------|--------------|-------------|-----|--------------|---------------|-------|
| | 数量(kg) | 金額 | 平均@ | 数量(kg) | 金額 | 平均@ | 数量(kg) | 金額 | 平均@ | 数量(kg) | 金額 | 平均@ |
| 大根 | 224,745.00 | 6,345,427 | 28 | 17,395.00 | 641,801 | 37 | 43,768.00 | 2,283,656 | 52 | 449,781.00 | 25,231,013 | 56 |
| 人参 | 1,290.00 | 176,137 | 137 | 165.00 | 14,526 | 88 | 1,400.00 | 28,956 | 21 | 30,320.00 | 1,379,469 | 45 |
| ごぼう | | | | 17,292.00 | 10,848,384 | 627 | 268.00 | 101,304 | 378 | 6,930.00 | 457,921 | 66 |
| れんこん | | | | | | | | | | | | |
| たけのこ | 449.30 | 262,450 | 584 | | | | | | | | | |
| ゆでたけのこ | 1,114.60 | 1,130,582 | 1,014 | 706.60 | 494,109 | 699 | 115.80 | 106,704 | 921 | | | |
| 白菜 | | | | 1,500.00 | 94,167 | 63 | 11,855.00 | 477,180 | 40 | 33,580.00 | 729,826 | 22 |
| キャベツ | 697,280.00 | 44,368,203 | 64 | 707,630.00 | 34,357,037 | 49 | 471,007.00 | 29,432,250 | 62 | 101,268.00 | 6,339,772 | 63 |
| グリーンポウル | | | | | | | | | | 824.00 | 83,193 | 101 |
| 春菊 | | | | 4,597.05 | 1,277,124 | 278 | 140.40 | 45,732 | 326 | 19,925.55 | 7,724,013 | 388 |
| ほうれん草 | | | | 63,248.30 | 20,587,109 | 325 | 67,613.35 | 18,743,011 | 277 | 383,064.00 | 153,593,783 | 401 |
| 青花菜 | | | | 167,739.80 | 149,666,891 | 892 | 47,963.00 | 34,295,137 | 715 | 66,457.45 | 67,038,292 | 1,009 |
| 白葱 | | | | | | | | | | 6.00 | 1,296 | 216 |
| 白きつね | | | | 15,425.40 | 3,420,785 | 222 | 30,675.00 | 8,479,847 | 276 | 15.00 | 2,970 | 198 |
| みつば | | | | 1,330.90 | 627,224 | 471 | | | | 83,727.95 | 33,711,017 | 403 |
| らっきょう | | | | 5,508.30 | 2,877,174 | 522 | 27,565.00 | 12,313,998 | 447 | 45,161.50 | 13,734,522 | 304 |
| レタ | 40.00 | 2,808 | 70 | 66,243.00 | 8,943,003 | 135 | 239,874.00 | 20,107,387 | 84 | 891,214.00 | 116,656,078 | 131 |
| サニーレタス | | | | 66,605.00 | 12,096,763 | 182 | 8,042.00 | 1,386,698 | 172 | 531,788.00 | 121,003,705 | 228 |
| グリーンリーフ | | | | 51,567.00 | 11,467,012 | 222 | 7,054.00 | 1,018,915 | 144 | 401,638.00 | 94,533,327 | 235 |
| セルリー | | | | 80.00 | 13,500 | 169 | | | | | | |
| カリフラワー | 77,938.00 | 11,504,434 | 148 | 145.00 | 25,953 | 179 | | | | 574.00 | 91,044 | 159 |
| ブロッコリー | 290,183.00 | 81,315,105 | 280 | 12,072.00 | 2,938,391 | 243 | 5,684.00 | 1,463,185 | 257 | 49,336.00 | 15,513,190 | 314 |
| アスパラ | | | | 24,639.40 | 29,629,634 | 1,203 | | | | 33.10 | 30,515 | 922 |
| セリ | | | | | | | | | | 27,294.70 | 29,620,913 | 1,085 |
| チンゲンサイ | | | | 62,728.00 | 17,652,934 | 281 | 24.00 | 4,892 | 204 | 96,762.00 | 29,520,660 | 305 |
| かつお菜 | 65.00 | 3,164 | 49 | | | | 1,812.00 | 192,089 | 106 | 13,895.60 | 4,885,892 | 352 |
| サラダ菜 | | | | | | | | | | 21,093.00 | 7,100,735 | 337 |
| その他葉菜類 | 63.30 | 3,208 | 51 | 159,151.00 | 38,866,033 | 244 | 10,274.10 | 4,173,117 | 406 | 1,558,412.30 | 443,834,513 | 285 |
| 茄子 | 28.00 | 3,802 | 136 | 206,450.45 | 71,040,914 | 344 | 82,788.45 | 22,370,593 | 270 | 15,340.60 | 4,547,727 | 296 |
| トマト | | | | 171,837.00 | 47,573,236 | 277 | 24,328.70 | 7,404,272 | 304 | 152.00 | 55,273 | 364 |
| きゅうり | | | | 205,745.00 | 57,289,370 | 278 | 731,396.00 | 208,860,043 | 286 | 305.12 | 244,693 | 802 |
| 南瓜 | 600.00 | 57,402 | 96 | | | | | | | 2,505.00 | 247,341 | 99 |
| 白瓜 | | | | | | | | | | 9,895.00 | 886,438 | 90 |
| ピーマン | | | | | | | 1,888.82 | 461,292 | 244 | 426.75 | 142,341 | 334 |
| しとう | | | | 113.40 | 149,601 | 1,319 | 482.00 | 87,772 | 182 | 102.00 | 86,151 | 845 |
| オクラ | | | | 2,711.30 | 1,796,849 | 663 | 33.90 | 19,271 | 568 | 32,501.25 | 24,965,670 | 768 |
| とうもろこし | | | | 1,714.00 | 403,698 | 236 | 2,252.00 | 786,535 | 349 | 52,651.00 | 10,355,580 | 197 |
| 米ナス | | | | | | | | | | | | |
| ペテトマト | 11,353.40 | 12,884,206 | 1,135 | | | | 3,495.00 | 1,300,930 | 372 | 542.40 | 245,230 | 452 |
| いんげん | 71.30 | 61,246 | 859 | | | | 29.75 | 12,550 | 422 | 11.10 | 5,589 | 504 |
| きぬさや | | | | | | | | | | | | |
| さやえんどう | | | | 100.00 | 27,000 | 270 | 67.10 | 45,274 | 675 | 404.00 | 430,003 | 1,064 |
| 実えんどう | 83.35 | 48,217 | 578 | | | | | | | 55.00 | 12,377 | 225 |
| そら豆 | | | | | | | | | | 1,400.00 | 325,977 | 233 |
| 枝豆 | | | | | | | 2,013.30 | 538,110 | 267 | 17,886.80 | 7,924,313 | 443 |
| その他豆類 | | | | 5.00 | 4,050 | 810 | 4,602.90 | 2,399,068 | 521 | 646.00 | 585,586 | 906 |
| 里芋 | 55.00 | 7,128 | 130 | 4,015.50 | 760,181 | 189 | 8,420.70 | 2,200,433 | 261 | 1,034.00 | 151,334 | 146 |
| 玉葱 | | | | 9,167.60 | 705,384 | 77 | 36,335.00 | 2,204,746 | 61 | 5,320.00 | 197,936 | 37 |
| 甘藷 | | | | | | | | | | | | |
| 馬鈴薯 | | | | | | | 329.00 | 36,633 | 111 | 411.00 | 19,656 | 48 |
| メークイン | | | | | | | 1,251.00 | 116,673 | 93 | 1,990.00 | 250,430 | 126 |
| 長芋 | | | | | | | | | | | | |
| 山の芋 | | | | | | | | | | | | |
| らっきょう | 20.00 | 2,376 | 119 | 8.64 | 14,266 | 1,651 | 96.00 | 13,479 | 140 | | | |
| にんにく | | | | 12.50 | 5,994 | 480 | 36.40 | 35,856 | 985 | 54.76 | 53,166 | 971 |
| 生姜 | | | | | | | | | | | | |
| アーリーレッド | | | | | | | 680.00 | 49,237 | 72 | | | |
| 松茸 | | | | | | | | | | | | |
| 椎茸 | | | | 95.00 | 38,610 | 406 | | | | | | |
| えのき | | | | 950.00 | 205,200 | 216 | | | | | | |
| しめじ | 120.00 | 48,600 | 405 | | | | | | | | | |
| なめこ | | | | | | | | | | | | |
| マッシュルーム | | | | | | | | | | | | |
| 貝 | | | | 110,883.80 | 69,506,533 | 627 | | | | | | |
| 大わか | | | | 64.50 | 109,091 | 1,691 | | | | 690.20 | 987,240 | 1,430 |
| 大葉 | | | | 3,015.00 | 758,376 | 252 | | | | | | |
| 菜の花 | | | | | | | | | | | | |
| ハーブ類 | | | | | | | | | | 3,184.00 | 2,004,652 | 630 |
| その他香辛野菜 | | | | 12,080.20 | 23,057,240 | 1,909 | 29.00 | 17,226 | 594 | 12,031.65 | 11,782,036 | 979 |
| 大福 | | | | 6,680.00 | 3,139,596 | 470 | | | | | | |
| 小福 | | | | 15.00 | 10,908 | 727 | | | | | | |
| カボチャ | 12.00 | 270 | 22 | | | | | | | 69.00 | 16,675 | 242 |
| ゆず | | | | | | | | | | | | |
| もやし | | | | | | | | | | | | |
| 筍 | | | | | | | | | | | | |
| 野菜加工品 | 34,352.22 | 11,258,401 | 328 | 153.80 | 129,763 | 844 | 121,017.61 | 45,619,928 | 377 | 3,041.00 | 2,470,767 | 812 |
| その他野菜 | 307,168.00 | 25,955,950 | 85 | 2,007.11 | 1,076,548 | 536 | 4,750.30 | 2,866,082 | 603 | 36,744.78 | 27,624,584 | 752 |
| 合計 | 1,647,031.47 | 195,439,116 | 119 | 2,183,593.55 | 624,341,962 | 286 | 2,001,457.58 | 432,100,061 | 216 | 5,012,495.56 | 1,269,436,424 | 253 |
| 鶏卵 | 31,750.00 | 4,703,865 | 148 | | | | 161,896.72 | 41,207,877 | 255 | | | |

野菜品目別産地別取扱高表

(県内) (中央市場)

| 産地 | 久留米市 | | | 浮羽地区 | | | 八女地区 | | | 筑後市 | | |
|---------|--------------|-------------|-----|--------------|-------------|-----|------------|-------------|-------|-----------|------------|-----|
| | 数量(kg) | 金額 | 平均@ | 数量(kg) | 金額 | 平均@ | 数量(kg) | 金額 | 平均@ | 数量(kg) | 金額 | 平均@ |
| 品目 | | | | | | | | | | | | |
| 大根 | 495.00 | 29,981 | 61 | | | | | | | | | |
| 人参 | 51,031.70 | 3,008,863 | 59 | 21,320.00 | 4,167,234 | 195 | 26,333.20 | 5,607,333 | 213 | | | |
| ごぼう | | | | | | | | | | | | |
| れんこん | | | | | | | | | | | | |
| たけのこ | 1,304.00 | 932,624 | 715 | | | | 8,585.80 | 5,595,398 | 652 | | | |
| ゆで | | | | | | | | | | | | |
| 白菜 | 98,340.00 | 4,047,330 | 41 | 85,710.00 | 2,018,141 | 24 | 1,305.00 | 64,799 | 50 | | | |
| キャベツ | 352,470.00 | 26,473,317 | 75 | 23,580.00 | 1,816,873 | 77 | | | | | | |
| グリーンボウル | | | | | | | | | | | | |
| 春菊 | 4,197.00 | 2,217,184 | 528 | 1,255.00 | 158,490 | 126 | | | | | | |
| ほうれん草 | 12,088.00 | 5,489,233 | 454 | 21,144.20 | 10,047,591 | 475 | 102.00 | 41,299 | 405 | | | |
| 青葱 | 18,733.00 | 6,910,845 | 369 | 5,428.40 | 2,978,799 | 549 | 31,770.00 | 14,016,095 | 441 | | | |
| 白葱 | | | | | | | | | | | | |
| 白き | 1,206.00 | 499,770 | 414 | | | | | | | | | |
| ふ | | | | | | | 10.60 | 7,474 | 705 | | | |
| つ | | | | | | | | | | | | |
| み | | | | | | | | | | | | |
| に | 330.00 | 201,150 | 610 | | | | | | | | | |
| レタ | 31,074.00 | 3,086,137 | 99 | 19,378.00 | 1,509,149 | 78 | 1,630.00 | 137,202 | 84 | | | |
| サニーレタス | 77,988.00 | 19,843,142 | 254 | 17,208.00 | 3,988,192 | 232 | 860.00 | 157,852 | 184 | 160.00 | 1,296 | 8 |
| グリーンリーフ | 77,384.00 | 20,883,431 | 270 | 5,852.00 | 1,500,120 | 256 | 56.00 | 907 | 16 | 120.00 | 32 | |
| セルリー | | | | | | | 2,880.00 | 358,256 | 124 | | | |
| カリフラワー | 9,916.00 | 1,278,444 | 129 | | | | 192.00 | 22,745 | 118 | | | |
| ブロッコリー | 4,956.00 | 766,997 | 155 | | | | 156.00 | 21,491 | 138 | | | |
| アスパラ | | | | | | | | | | | | |
| パセリ | 1,851.00 | 1,142,910 | 617 | | | | | | | | | |
| チンゲンサイ | 66.00 | 16,686 | 253 | | | | 8.00 | 2,678 | 335 | | | |
| かつお菜 | 4,470.00 | 2,709,352 | 606 | | | | | | | | | |
| サラダ菜 | 70,851.00 | 34,439,800 | 486 | | | | | | | | | |
| その他葉菜類 | 25,509.00 | 6,645,574 | 261 | 3,077.00 | 1,132,612 | 368 | 831.50 | 892,727 | 1,074 | -280.00 | -1,328 | 5 |
| 茄子 | 35.00 | 4,158 | 119 | 3,785.16 | 1,563,362 | 413 | 20,475.80 | 4,903,711 | 239 | 83,328.60 | 18,787,341 | 225 |
| トマト | 2,322.00 | 1,081,244 | 466 | 904,956.30 | 318,493,399 | 352 | 1,076.00 | 163,074 | 152 | | | |
| きゅうり | 83,566.00 | 26,410,650 | 316 | 1,400.00 | 149,568 | 107 | 3,028.00 | 988,033 | 326 | 550.00 | 229,670 | 418 |
| 南瓜 | | | | | | | 18.00 | 886 | 49 | | | |
| 白瓜 | 45,180.00 | 4,125,915 | 91 | | | | | | | | | |
| ピーマン | | | | | | | | | | | | |
| しとう | | | | | | | 37.80 | 34,258 | 906 | | | |
| オクラ | 1,757.20 | 1,282,388 | 730 | | | | | | | | | |
| とうもろこし | 45.00 | 11,751 | 261 | | | | 190.00 | 57,985 | 305 | | | |
| 米ナス | | | | | | | | | | | | |
| ベテトマト | 8,580.00 | 4,981,522 | 581 | 10,197.00 | 4,787,801 | 470 | 41,972.80 | 32,923,903 | 784 | | | |
| いんげん | | | | | | | 14,826.30 | 9,444,674 | 637 | | | |
| きぬさや | | | | | | | 4.00 | 2,592 | 648 | | | |
| さやえんどう | | | | | | | 70.70 | 32,315 | 457 | | | |
| 実えんどう | | | | | | | 205.35 | 67,673 | 330 | | | |
| そら豆 | | | | | | | | | | | | |
| 枝豆 | 1,157.50 | 273,894 | 237 | 6,121.50 | 2,602,649 | 425 | | | | | | |
| その他豆類 | 45.00 | 9,050 | 201 | | | | 67.00 | 59,336 | 886 | | | |
| 里芋 | 63.00 | 12,247 | 194 | | | | 2,447.00 | 393,320 | 161 | | | |
| 玉葱 | | | | | | | 170.00 | 3,758 | 22 | | | |
| 甘藷 | | | | | | | | | | | | |
| 馬鈴薯 | | | | | | | | | | | | |
| メークイ | | | | | | | | | | | | |
| 長芋 | | | | | | | | | | | | |
| 山の芋 | | | | | | | | | | | | |
| らっきょう | | | | | | | | | | | | |
| にんにく | 398.50 | 155,919 | 391 | | | | | | | | | |
| 生姜 | | | | | | | | | | | | |
| アーリーレッド | | | | | | | 2.60 | 1,480 | 569 | | | |
| 松茸 | | | | | | | | | | | | |
| 椎茸 | | | | | | | 4,361.80 | 2,960,923 | 679 | | | |
| えのき | 144.00 | 37,662 | 262 | | | | 210.00 | 77,112 | 367 | | | |
| しめじ | 1,134.50 | 317,130 | 280 | | | | 139,414.30 | 91,959,169 | 660 | | | |
| なめこ | | | | | | | | | | | | |
| マッシュルーム | | | | | | | | | | | | |
| 貝 | | | | | | | | | | | | |
| 大葉 | | | | | | | | | | | | |
| 妙菜 | | | | 21.00 | 14,904 | 710 | 292.50 | 216,821 | 741 | | | |
| の | | | | | | | | | | | | |
| ハーブ類 | | | | | | | | | | | | |
| その他香辛野菜 | 185.00 | 22,033 | 119 | | | | 531.30 | 1,023,266 | 1,926 | | | |
| 大梅 | | | | | | | 20,423.00 | 9,745,282 | 477 | | | |
| 小梅 | | | | | | | 10,689.00 | 5,012,055 | 469 | | | |
| ボ | | | | | | | | | | | | |
| ゆも | | | | | | | 17,226.00 | 5,483,127 | 318 | | | |
| ず | | | | | | | | | | | | |
| ゆ | | | | | | | | | | | | |
| 加工品 | 36.50 | 21,476 | 588 | 864.00 | 314,747 | 364 | 19,182.97 | 10,952,130 | 571 | 180.00 | 77,758 | 432 |
| 野菜 | 220,478.00 | 14,174,654 | 64 | 564.60 | 313,956 | 556 | 147,894.45 | 123,202,065 | 833 | | | |
| その他野菜 | | | | | | | | | | | | |
| 合計 | 1,209,386.90 | 193,544,463 | 160 | 1,131,862.16 | 357,557,587 | 316 | 519,536.77 | 326,635,204 | 629 | 84,058.60 | 19,094,769 | 227 |
| 鶏卵 | | | | | | | 65.60 | 24,083 | 367 | | | |

野菜品目別産地別取扱高表

(県内) (中央市場)

| 品目 | 大川市 | | | 柳川市 | | | 三潞地区 | | | みやま市 | | |
|---------|-----------|------------|-------|------------|-------------|-------|--------------|-------------|-------|--------------|-------------|--------|
| | 数量(kg) | 金額 | 平均@ | 数量(kg) | 金額 | 平均@ | 数量(kg) | 金額 | 平均@ | 数量(kg) | 金額 | 平均@ |
| 根 | | | | | | | | | | | | |
| 大か | | | | | | | | | | | | |
| 人 | | | | | | | | | | | | |
| ごぼ | | | | | | | | | | | | |
| れんこん | 108.00 | 6,113 | 57 | | | | | | | | | |
| たけのこ | 492.60 | 375,382 | 762 | | | | | | | | | |
| ゆで | | | | | | | | | | | | |
| 白 | | | | | | | | | | | | |
| キャベツ | | | | | | | 5,090.00 | 315,059 | 62 | 5,230.00 | 194,086 | 37 |
| グリーンボウル | | | | | | | | | | | | |
| 春 | | | | | | | | | | | | |
| ほうれん草 | | | | 887.00 | 243,629 | 275 | | | | 2,580.00 | 1,468,260 | 569 |
| 青 | 192.00 | 169,131 | 881 | | | | 67,400.70 | 60,429,174 | 897 | | | |
| 分 | | | | | | | | | | | | |
| 白 | | | | | | | | | | | | |
| ふ | | | | | | | | | | | | |
| つ | | | | | | | | | | | | |
| み | | | | | | | | | | | | |
| に | | | | | | | | | | | | |
| レタ | | | | 32,090.00 | 4,086,260 | 127 | | | | 18,790.00 | 1,429,399 | 76 |
| サニーレタス | | | | 6,648.00 | 996,732 | 150 | 6,276.00 | 1,214,512 | 194 | | | |
| グリーンリーフ | | | | 6,760.00 | 1,409,983 | 209 | 3,580.00 | 768,852 | 215 | | | |
| セルリー | | | | | | | | | | 276,860.00 | 65,046,246 | 235 |
| カリフラワー | | | | | | | | | | | | |
| ブロッコリー | | | | 330.00 | 87,372 | 265 | 276.00 | 68,029 | 246 | 16,632.00 | 3,514,471 | 211 |
| アスパラ | | | | 104,868.60 | 104,344,776 | 995 | 137,874.60 | 150,688,371 | 1,093 | 2,380.60 | 1,990,916 | 836 |
| パセリ | | | | | | | | | | | | |
| チンゲンサイ | | | | | | | | | | | | |
| かつお | | | | | | | | | | | | |
| サラダ | | | | | | | | | | | | |
| その他葉菜類 | | | | 633.60 | 364,698 | 576 | 204.00 | 132,064 | 647 | 500.70 | 78,581 | 157 |
| 茄子 | 720.00 | 290,952 | 404 | 418,074.90 | 163,607,153 | 391 | | | | 1,404,332.50 | 539,976,859 | 385 |
| トマト | | | | 265,709.50 | 70,475,779 | 265 | 2,436.00 | 619,084 | 254 | 19,322.40 | 6,548,729 | 339 |
| きゅうり | | | | | | | 15,425.00 | 4,756,469 | 308 | 24,965.00 | 7,310,736 | 293 |
| 南瓜 | | | | 100.00 | 20,714 | 207 | | | | 5,620.00 | 628,592 | 112 |
| 白 | | | | | | | | | | | | |
| ピーマン | | | | | | | | | | | | |
| しとう | | | | | | | | | | | | |
| オクラ | | | | 25,629.20 | 22,855,060 | 892 | 16,858.40 | 13,348,581 | 792 | 5,555.60 | 4,126,774 | 743 |
| とうもろこし | 3,625.00 | 767,732 | 212 | 2,547.00 | 657,430 | 258 | | | | 3,724.00 | 1,315,018 | 353 |
| 米 | | | | | | | | | | | | |
| ベテト | | | | 57.60 | 19,440 | 338 | 3,210.60 | 2,418,173 | 753 | 19,609.00 | 8,923,501 | 455 |
| いんげん | | | | | | | | | | | | |
| きぬさ | | | | | | | | | | 248.90 | 138,685 | 557 |
| さやえんどう | | | | | | | 10.00 | 7,830 | 783 | 5,675.80 | 4,748,935 | 837 |
| 寒えんどう | | | | 2,488.00 | 2,310,552 | 929 | | | | 625.05 | 201,977 | 323 |
| そら | | | | | | | 21.00 | 7,236 | 345 | 1,990.40 | 416,364 | 209 |
| 枝 | | | | | | | | | | | | |
| その他豆類 | | | | | | | | | | | | |
| 芋 | | | | | | | | | | | | |
| 玉 | | | | | | | 301,485.00 | 23,085,200 | 77 | | | |
| 甘 | | | | | | | | | | | | |
| 馬鈴薯 | | | | | | | | | | | | |
| メークイ | | | | | | | | | | | | |
| 長 | | | | | | | | | | | | |
| 山の芋 | | | | | | | | | | | | |
| らっきょう | | | | | | | | | | | | |
| にんにく | 197.00 | 95,741 | 486 | | | | | | | 1,331.00 | 835,598 | 628 |
| 生姜 | | | | | | | | | | | | |
| アーリーレッド | | | | | | | 320.00 | 22,312 | 70 | | | |
| 松 | | | | | | | | | | | | |
| 生 | | | | | | | 19,502.60 | 9,214,898 | 472 | | | |
| 椎 | 9,495.00 | 2,748,006 | 289 | | | | 315,457.36 | 79,000,691 | 250 | | | |
| え | 5,122.00 | 2,470,036 | 482 | | | | 1,225,675.70 | 434,738,604 | 355 | | | |
| し | | | | | | | | | | | | |
| な | | | | | | | | | | | | |
| マッシュルーム | 22,959.88 | 27,166,202 | 1,183 | | | | | | | | | |
| 貝 | | | | | | | | | | | | |
| わ | | | | | | | | | | | | |
| 大 | | | | | | | | | | | | |
| 妙 | | | | | | | | | | | | |
| 菜 | | | | | | | 291.00 | 209,520 | 720 | | | |
| の | | | | | | | | | | | | |
| ハーブ | | | | | | | | | | | | |
| 類 | | | | | | | | | | | | |
| その他香辛野菜 | | | | | | | 1,172.00 | 529,266 | 452 | | | |
| 大 | | | | | | | | | | | | |
| 小 | | | | | | | | | | | | |
| 力 | | | | | | | | | | | | |
| ボ | | | | | | | | | | | | |
| ゆ | | | | | | | | | | | | |
| も | | | | | | | | | | | | |
| や | | | | | | | | | | | | |
| 缶 | | | | | | | | | | 30.00 | 40,662 | 1,355 |
| 野菜加工品 | | | | | | | | | | 3.73 | 70,308 | 18,849 |
| その他野菜 | | | | 868.00 | 984,700 | 1,134 | 4,088.84 | 2,245,465 | 549 | | | |
| 合計 | 42,911.48 | 34,089,295 | 794 | 867,691.40 | 372,464,278 | 429 | 2,126,654.80 | 783,819,390 | 369 | 1,816,006.68 | 649,004,697 | 357 |

野菜品目別産地別取扱高表

| 品目 | 産地 | (県内) 大牟田市 | | | (中央市場) 三池地区 | | | (県内) 遠賀郡 | | | (中央市場) 直方市 | | | 鞍手地区 | | |
|-----|----|------------|-------------|-----|-------------|------------|-------|------------|-------------|-----|------------|---------|-------|------------|------------|-------|
| | | 数量(kg) | 金額 | 平均@ | 数量(kg) | 金額 | 平均@ | 数量(kg) | 金額 | 平均@ | 数量(kg) | 金額 | 平均@ | 数量(kg) | 金額 | 平均@ |
| 大か | 根 | | | | | | | | | | | | | | | |
| 人ご | ぼ | | | | | | | | | | | | | 4,165.00 | 75,826 | 18 |
| たけ | の | | | | | | | | | | | | | | | |
| ゆ | で | | | | | | | | | | | | | 6,057.28 | 5,422,511 | 895 |
| 白 | 菜 | | | | | | | | | | | | | | | |
| キ | ベ | | | | | | | 243,120.00 | 11,314,936 | 47 | | | | | | |
| グ | ル | | | | | | | 7,800.00 | 758,926 | 97 | | | | | | |
| 春 | 菊 | | | | | | | | | | | | | 641.25 | 192,132 | 300 |
| ほ | う | | | | | | | | | | | | | 4.00 | 864 | 216 |
| 青 | 葱 | | | | | | | | | | | | | | | |
| 分 | 葱 | | | | | | | | | | | | | | | |
| 白 | 葱 | | | | | | | | | | | | | | | |
| ふ | き | | | | | | | 6,028.00 | 1,645,196 | 273 | | | | | | |
| み | わ | | | | | | | | | | | | | | | |
| に | ば | | | | | | | | | | | | | | | |
| レ | ら | | | | | | | | | | | | | | | |
| サ | ス | | | | | | | | | | | | | | | |
| ニ | ー | | | | | | | | | | | | | | | |
| セ | ラ | | | | | | | 1,800.00 | 455,328 | 253 | | | | | | |
| カ | フ | | | | | | | | | | | | | | | |
| ブ | ワ | | | | | | | 17,844.00 | 6,442,546 | 361 | 270.00 | 84,240 | 312 | 38,301.00 | 11,019,737 | 288 |
| ア | コ | | | | | | | | | | | | | | | |
| ス | リ | | | | 55,535.70 | 64,146,819 | 1,155 | | | | 116.20 | 183,250 | 1,577 | 25.00 | 20,250 | 810 |
| パ | ラ | | | | | | | | | | | | | 5.12 | 3,628 | 709 |
| チ | ン | | | | | | | | | | | | | | | |
| カ | ゲ | | | | | | | | | | | | | | | |
| サ | ン | | | | | | | | | | | | | 21.20 | 1,812 | 85 |
| その他 | 菜 | | | | | | | | | | | | | | | |
| 子 | 菜 | | | | | | | | | | | | | 2,152.95 | 306,780 | 142 |
| 茄 | 類 | 300.00 | 90,979 | 303 | | | | | | | | | | 43,395.00 | 13,044,594 | 301 |
| ト | | | | | 30,735.00 | 8,979,617 | 292 | | | | | | | | | |
| き | マ | 2,210.00 | 610,946 | 276 | | | | | | | | | | 54,880.00 | 14,743,510 | 269 |
| 南 | ト | | | | | | | | | | | | | | | |
| 白 | リ | | | | | | | | | | | | | | | |
| ビ | 瓜 | | | | | | | | | | | | | | | |
| し | ン | | | | | | | | | | | | | | | |
| し | と | | | | | | | | | | | | | 241.00 | 282,259 | 1,171 |
| オ | ウ | | | | | | | | | | | | | | | |
| ど | ラ | | | | | | | | | | | | | | | |
| 米 | シ | | | | | | | | | | | | | | | |
| ベ | ス | | | | 18,700.80 | 14,137,829 | 756 | | | | | | | | | |
| い | マ | | | | | | | | | | | | | | | |
| き | ト | | | | | | | | | | | | | 37.90 | 25,401 | 670 |
| ぬ | ん | | | | | | | | | | | | | | | |
| さ | げ | | | | | | | | | | | | | | | |
| え | ん | | | | | | | | | | | | | | | |
| 実 | ど | | | | | | | | | | | | | | | |
| そ | う | | | | | | | | | | | | | | | |
| 枝 | 豆 | | | | | | | | | | | | | | | |
| そ | 類 | | | | | | | | | | | | | | | |
| 里 | 豆 | | | | | | | | | | | | | | | |
| 玉 | 葱 | | | | | | | | | | | | | | | |
| 甘 | 芋 | | | | | | | | | | | | | | | |
| 馬 | 薯 | | | | | | | | | | | | | | | |
| メ | 鈴 | | | | | | | | | | | | | | | |
| 長 | 薯 | | | | | | | | | | | | | | | |
| 山 | 芋 | | | | | | | | | | | | | | | |
| ら | 芋 | | | | | | | | | | | | | | | |
| に | う | | | | | | | | | | | | | | | |
| 生 | く | | | | 721.00 | 528,250 | 733 | | | | | | | | | |
| ア | 姜 | | | | | | | | | | | | | | | |
| 松 | 生 | | | | | | | | | | | | | | | |
| え | 茸 | 504,283.00 | 138,673,328 | 275 | | | | | | | | | | | | |
| し | 茸 | | | | | | | | | | | | | | | |
| マ | 茸 | | | | | | | | | | | | | | | |
| 貝 | 茸 | | | | | | | | | | | | | | | |
| 大 | 茸 | | | | | | | 237,485.80 | 83,075,750 | 350 | | | | | | |
| 妙 | 茸 | | | | | | | | | | | | | | | |
| 菜 | 花 | | | | | | | 3,120.00 | 2,934,554 | 941 | | | | 648.80 | 196,474 | 303 |
| ハ | 類 | | | | | | | | | | | | | 191.52 | 191,908 | 1,002 |
| その他 | 辛 | | | | | | | 16,440.90 | 11,767,322 | 716 | | | | 4.30 | 464 | 108 |
| 大 | 梅 | | | | | | | | | | | | | | | |
| 小 | 梅 | | | | | | | | | | | | | | | |
| 力 | ス | | | | | | | | | | | | | | | |
| ゆ | ず | | | | | | | | | | | | | | | |
| も | し | | | | | | | | | | | | | | | |
| 野 | 缶 | | | | | | | | | | | | | 30.00 | 55,728 | 1,858 |
| 野 | 品 | | | | | | | | | | | | | | | |
| 野 | 菜 | | | | | | | | | | | | | | | |
| 計 | 菜 | | | | | | | | | | | | | 7,957.80 | 1,709,000 | 215 |
| 合 | 計 | 506,793.00 | 139,375,253 | 275 | 105,692.50 | 87,792,515 | 831 | 533,638.70 | 118,394,558 | 222 | 386.20 | 267,490 | 693 | 158,759.12 | 47,292,878 | 298 |
| 卵 | 卵 | | | | | | | | | | | | | 37,243.66 | 11,740,575 | 315 |

野菜品目別産地別取扱高表

(県内) (中央市場)

| 品目 | 産地 | (県内) | | | (中央市場) | | | 田川地区 | | | 築上郡 | | |
|----|----|--------|---------|-------|------------|------------|-------|------------|------------|-------|------------|------------|-----|
| | | 数量(kg) | 金額 | 平均@ | 数量(kg) | 金額 | 平均@ | 数量(kg) | 金額 | 平均@ | 数量(kg) | 金額 | 平均@ |
| 大か | 根 | | | | | | | 350.00 | 34.020 | 97 | | | |
| 人ご | ぼ | | | | | | | | | | | | |
| れん | この | | | | 72,829.00 | 7,870,035 | 108 | | | | | | |
| ゆ | で | | | | | | | | | | | | |
| 白 | 菜 | | | | | | | 525.00 | 34,020 | 65 | | | |
| キ | ツ | | | | 1,440.00 | 96,422 | 67 | 350.00 | 30,240 | 86 | 142,440.00 | 10,989,259 | 77 |
| グ | ル | | | | | | | | | | | | |
| 春 | 菊 | | | | | | | | | | | | |
| ほ | う | | | | | | | | | | | | |
| 青 | 葱 | | | | | | | | | | | | |
| 分 | 葱 | | | | | | | | | | | | |
| 白 | き | | | | 12,146.50 | 4,204,386 | 346 | | | | | | |
| ふ | わ | | | | | | | | | | | | |
| つ | つ | | | | | | | | | | | | |
| み | ば | | | | | | | | | | | | |
| に | ら | 210.00 | 140,130 | 667 | | | | | | | | | |
| レ | ス | | | | | | | | | | 5,928.00 | 673,380 | 114 |
| サ | ス | | | | | | | | | | 13,940.00 | 2,957,840 | 212 |
| グ | フ | | | | | | | | | | 23,094.00 | 5,686,568 | 246 |
| セ | リ | | | | | | | | | | | | |
| カ | ー | | | | | | | | | | | | |
| リ | ワ | | | | | | | | | | | | |
| ア | ー | | | | 240.00 | 20,142 | 84 | 168.00 | 60,048 | 357 | | | |
| ス | ラ | 190.00 | 215,730 | 1,135 | 194.30 | 236,384 | 1,217 | 12,501.60 | 16,069,136 | 1,285 | | | |
| パ | セ | | | | | | | | | | | | |
| チ | ン | | | | | | | | | | | | |
| ン | ゲ | | | | | | | | | | | | |
| ン | ン | | | | | | | | | | | | |
| カ | ツ | | | | | | | | | | | | |
| サ | ラ | | | | | | | | | | | | |
| そ | の | 80.00 | 34,560 | 432 | 2,422.00 | 218,652 | 90 | 110,436.00 | 26,571,995 | 241 | 850.00 | 153,360 | 180 |
| 茄 | 子 | | | | | | | 48,615.00 | 12,508,000 | 257 | | | |
| ト | マ | | | | | | | | | | | | |
| き | ゆ | | | | 14,715.00 | 4,229,754 | 287 | | | | | | |
| 南 | 瓜 | | | | | | | | | | | | |
| 白 | 瓜 | | | | | | | | | | | | |
| ピ | ー | | | | | | | | | | | | |
| し | し | | | | | | | | | | | | |
| オ | ク | | | | 2,923.60 | 2,154,355 | 737 | | | | | | |
| ど | う | | | | | | | 270.00 | 55,763 | 207 | | | |
| 米 | ナ | | | | | | | | | | | | |
| ベ | テ | | | | | | | 3,650.60 | 1,606,979 | 440 | | | |
| い | ん | | | | | | | | | | | | |
| き | ぬ | | | | | | | | | | | | |
| さ | や | | | | | | | | | | | | |
| 実 | え | | | | | | | | | | | | |
| そ | ら | | | | | | | | | | | | |
| 枝 | 豆 | 374.60 | 95,421 | 255 | | | | | | | | | |
| そ | の | | | | | | | | | | | | |
| 里 | 芋 | | | | | | | | | | | | |
| 玉 | 葱 | | | | 2,000.00 | 109,188 | 55 | | | | | | |
| 甘 | 藪 | | | | | | | | | | | | |
| 馬 | 薯 | | | | | | | | | | | | |
| メ | ー | | | | | | | | | | | | |
| 長 | ク | | | | | | | | | | | | |
| 山 | イ | | | | | | | | | | | | |
| ら | ン | | | | | | | | | | | | |
| に | の | | | | | | | | | | | | |
| 生 | ら | | | | | | | | | | | | |
| ア | ー | | | | | | | | | | | | |
| 松 | リ | | | | | | | | | | | | |
| 生 | レ | | | | | | | | | | | | |
| え | ド | | | | | | | 241.20 | 260,388 | 1,080 | | | |
| の | 権 | | | | | | | | | | | | |
| し | の | | | | 108.00 | 39,420 | 365 | | | | | | |
| な | め | | | | | | | | | | | | |
| マ | じ | | | | | | | | | | | | |
| 具 | コ | | | | | | | | | | | | |
| 大 | ム | | | | | | | | | | | | |
| 妙 | れ | 36.00 | 261,360 | 7,260 | | | | | | | | | |
| 菜 | 菜 | | | | | | | | | | | | |
| ハ | の | | | | | | | | | | | | |
| そ | 花 | | | | | | | | | | | | |
| の | 類 | | | | | | | | | | | | |
| 大 | 辛 | | | | | | | | | | | | |
| 小 | 野 | | | | 4,190.00 | 1,884,057 | 450 | | | | | | |
| 力 | 梅 | | | | | | | | | | | | |
| ゆ | ス | | | | 240.00 | 15,930 | 66 | | | | | | |
| も | ず | | | | | | | | | | | | |
| 筍 | し | | | | 180.00 | 124,200 | 690 | | | | | | |
| 野 | 缶 | | | | 37,176.00 | 11,395,071 | 307 | | | | | | |
| 菜 | 野 | | | | | | | | | | | | |
| 合 | 計 | 890.60 | 747,201 | 839 | 150,804.40 | 32,597,996 | 216 | 177,107.40 | 57,230,589 | 323 | 186,252.00 | 20,460,407 | 110 |

野菜品目別産地別取扱高表

| 品目 | (県内) | | | (中央市場) | | | 北九州市 | | | 合計 | | |
|---------|-----------|-----------|-------|----------|---------|-----|--------------|-------------|-------|---------------|---------------|-------|
| | 数量(kg) | 金額 | 平均@ | 数量(kg) | 金額 | 平均@ | 数量(kg) | 金額 | 平均@ | 数量(kg) | 金額 | 平均@ |
| 大根 | | | | | | | | | | 4,722,649.80 | 185,689,048 | 39 |
| 人参 | | | | | | | | | | 745,680.74 | 59,928,235 | 80 |
| ごぼう | | | | | | | | | | 29,589.00 | 4,808,312 | 163 |
| れんこん | | | | | | | | | | 17,560.00 | 10,949,688 | 624 |
| たけのこ | | | | | | | | | | 108.00 | 6,113 | 57 |
| ゆでたけのこ | | | | | | | 135.00 | 176,094 | 1,304 | 127,407.60 | 22,296,475 | 175 |
| 白きり | 15,000.00 | 464,292 | 31 | 4,500.00 | 116,856 | 26 | 544.00 | 1,209,600 | 2,224 | 17,533.87 | 18,014,534 | 1,027 |
| キャベツ | | | | | | | 1,230,640.00 | 64,825,710 | 53 | 6,984,870.20 | 416,147,651 | 60 |
| グリーンボウル | | | | | | | | | | 8,624.00 | 842,119 | 98 |
| 春菊 | | | | | | | | | | 465,083.35 | 289,325,950 | 622 |
| ほうれん草 | | | | | | | | | | 685,880.31 | 283,039,114 | 413 |
| 青葱 | 1,710.60 | 1,776,625 | 1,039 | | | | | | | 601,896.45 | 472,861,400 | 786 |
| 白葱 | | | | | | | | | | 407.90 | 106,703 | 262 |
| ふき | | | | | | | | | | 111,423.00 | 31,306,311 | 281 |
| みつば | | | | | | | 4.00 | 3,240 | 810 | 44,170.10 | 13,171,782 | 298 |
| みょうろ | | | | | | | | | | 6.40 | 3,888 | 608 |
| にら | | | | | | | | | | 86,563.35 | 35,181,073 | 406 |
| レタ | | | | | | | | | | 80,788.80 | 29,853,602 | 370 |
| サニーレタス | | | | | | | | | | 1,383,533.00 | 165,013,718 | 119 |
| グリーンリーフ | | | | | | | | | | 769,784.00 | 170,560,602 | 222 |
| セルリー | | | | | | | | | | 606,639.50 | 141,590,408 | 233 |
| カリフラワー | 115.00 | 12,809 | 111 | | | | | | | 281,889.00 | 65,910,621 | 234 |
| ブロッコリー | | | | | | | | | | 175,552.00 | 24,269,012 | 138 |
| アスパラ | | | | | | | | | | 1,316,076.70 | 401,513,188 | 305 |
| パセリ | | | | | | | | | | 364,980.90 | 401,627,402 | 1,100 |
| チンゲンサイ | | | | | | | | | | 33,807.22 | 32,488,218 | 961 |
| かつお菜 | | | | | | | | | | 160,495.30 | 47,372,457 | 295 |
| サラダ菜 | | | | | | | | | | 61,081.40 | 23,197,236 | 380 |
| その他葉菜類 | | | | | | | | | | 91,944.00 | 41,540,535 | 452 |
| トマト | | | | | | | 100.00 | 111,240 | 1,112 | 2,414,566.61 | 737,362,041 | 305 |
| きゅうり | | | | | | | | | | 2,528,615.76 | 919,226,036 | 364 |
| 南瓜 | | | | | | | 155,136.00 | 62,594,851 | 403 | 3,077,268.40 | 973,648,548 | 316 |
| 白瓜 | | | | | | | | | | 2,654,196.22 | 724,580,894 | 273 |
| ピーマン | | | | | | | | | | 97,521.00 | 12,592,437 | 129 |
| ししとう | | | | | | | 888.00 | 655,301 | 738 | 56,711.00 | 5,106,541 | 90 |
| オクラ | | | | | | | | | | 3,815.97 | 1,425,707 | 374 |
| とうもろこし | | | | | | | | | | 8,234.32 | 5,679,438 | 690 |
| 米ナス | | | | | | | | | | 93,146.18 | 73,703,323 | 791 |
| ペテト | | | | | | | | | | 69,093.00 | 14,683,540 | 213 |
| いんげん | | | | | | | 271,074.00 | 44,772,123 | 165 | 3,352.50 | 1,603,530 | 478 |
| きぬさや | | | | | | | | | | 15,257.75 | 9,727,730 | 638 |
| さやえんどう | | | | | | | | | | 408.71 | 250,202 | 612 |
| そら豆 | | | | | | | | | | 7,825.99 | 6,095,626 | 779 |
| 枝豆 | | | | | | | | | | 4,396.45 | 3,054,371 | 695 |
| その他豆類 | | | | | | | | | | 3,870.80 | 958,482 | 248 |
| 里芋 | | | | | | | | | | 45,498.70 | 21,814,534 | 479 |
| 玉葱 | | | | | | | | | | 5,405.80 | 3,084,382 | 571 |
| 甘藷 | | | | | | | | | | 21,393.60 | 4,271,671 | 200 |
| 馬鈴薯 | | | | | | | | | | 466,346.30 | 38,564,265 | 83 |
| メークイ | | | | | | | | | | 722.50 | 72,009 | 100 |
| 長芋 | | | | | | | | | | 4,056.00 | 312,561 | 77 |
| 山の芋 | | | | | | | | | | 4,526.00 | 467,965 | 103 |
| らっきょう | | | | | | | | | | 53.50 | 5,746 | 107 |
| にんにく | | | | | | | | | | 441.64 | 92,426 | 209 |
| 生姜 | | | | | | | | | | 3,062.72 | 1,866,998 | 610 |
| アーリーレッド | | | | | | | | | | 94.00 | 19,342 | 206 |
| 松茸 | | | | | | | | | | 1,744.68 | 131,726 | 76 |
| 生椎茸 | | | | | | | 322.00 | 471,420 | 1,464 | 27,510.44 | 14,761,929 | 537 |
| えのめ | | | | | | | | | | 882,669.36 | 234,854,794 | 266 |
| しなめじ | | | | | | | | | | 1,371,982.50 | 530,047,726 | 386 |
| マッシュルーム | | | | | | | | | | 22,959.88 | 27,166,202 | 1,183 |
| 貝わら | | | | | | | | | | 455,102.44 | 183,268,762 | 403 |
| 大葉 | | | | | | | | | | 1,414.70 | 2,431,768 | 1,719 |
| 妙菜 | | | | | | | | | | 633.05 | 674,337 | 1,065 |
| ハーブ類 | | | | | | | | | | 28,396.60 | 29,789,460 | 1,049 |
| その他香辛野菜 | | | | | | | | | | 3,554.57 | 2,534,027 | 713 |
| 大梅 | | | | | | | | | | 120,258.18 | 215,716,349 | 1,794 |
| 小梅 | | | | | | | | | | 35,334.00 | 16,349,805 | 463 |
| ボス | | | | | | | 400.00 | 151,145 | 378 | 11,941.00 | 5,557,223 | 465 |
| ゆず | | | | | | | | | | 776.00 | 238,895 | 308 |
| もやし | | | | | | | | | | 17,799.35 | 5,517,353 | 310 |
| 缶詰 | | | | | | | | | | 3,139.00 | 1,353,248 | 431 |
| 野菜加工品 | | | | | | | 1,757.00 | 2,944,352 | 1,676 | 2,004.00 | 3,169,478 | 1,582 |
| その他野菜 | | | | | | | | | | 232,528.80 | 89,391,964 | 384 |
| 合計 | 16,825.60 | 2,253,726 | 134 | 4,500.00 | 116,856 | 26 | 1,671,050.60 | 183,016,852 | 110 | 37,202,924.97 | 8,789,989,470 | 236 |
| 鶏卵 | | | | | | | 53.60 | 13,068 | 244 | 243,234.74 | 60,953,884 | 251 |

野菜品目別産地別取扱高表

| | | (県名) | | | (中央市場) | | | | | | | | |
|--------|---------------|---------------|---------------|--------------|-------------|-------------|--------------|--------------|------------|-----------|------------|-----------|-------|
| 品目 | 産地 | 北海道 | | | 青森県 | | | 岩手県 | | | 宮城県 | | |
| | | 数量(kg) | 金額 | 平均@ | 数量(kg) | 金額 | 平均@ | 数量(kg) | 金額 | 平均@ | 数量(kg) | 金額 | 平均@ |
| 根菜類 | 大根 | 3,094,773.00 | 262,765,203 | 85 | 833,783.00 | 67,167,494 | 81 | 1,128,000.00 | 86,275,800 | 76 | | | |
| | 人参 | 2,552,400.70 | 299,805,562 | 117 | 353,340.00 | 40,921,837 | 116 | | | | | | |
| | ごぼう | 2,060.00 | 286,621 | 139 | 834,727.00 | 143,539,421 | 172 | | | | | | |
| | れんこん | 156.00 | 29,484 | 189 | | | | | | | 936.00 | 335,664 | 359 |
| | たけのこ | | | | | | | | | | | | |
| 葉菜類 | 白菜 | 442,710.00 | 44,145,431 | 100 | 135.00 | 20,023 | 148 | | | | | | |
| | キャベツ | 672,146.00 | 52,787,616 | 79 | | | | 56,250.00 | 4,495,500 | 80 | | | |
| | グリーンポウル | 1,910.00 | 215,729 | 113 | | | | | | | | | |
| | 春うれん | 4,025.60 | 4,586,328 | 1,139 | 1,575.00 | 1,379,025 | 876 | | | | | | |
| | 青葱 | 310.00 | 95,688 | 309 | | | | | | | | | |
| | 白ふ | 271,129.00 | 110,376,021 | 407 | | | | | | | | | |
| | みつば | | | | | | | | | | | | |
| | みょうろ | 37.50 | 54,000 | 1,440 | | | | | | | | | |
| | にら | 6,220.00 | 6,239,862 | 1,003 | | | | | | | | | |
| | レタ | 10,112.00 | 1,979,532 | 196 | | | | | | | | | |
| 菜類 | サニーレタス | 1,120.00 | 588,060 | 525 | | | | | | | | | |
| | グリーンリーフ | 9,917.00 | 7,288,650 | 735 | | | | | | | | | |
| | セルリー | 3,510.00 | 2,119,176 | 604 | | | | | | | | | |
| | カリフラワー | 1,854.00 | 1,023,613 | 552 | | | | | | | | | |
| | ブロッコリー | 198,854.00 | 93,270,013 | 469 | | | | | | | | | |
| | アスパラ | | | | 486.00 | 481,140 | 990 | 1.10 | 3,920 | 3,564 | | | |
| | パセリ | 135.00 | 152,010 | 1,126 | | | | | | | | | |
| | チンゲンサイ | 570.00 | 677,970 | 1,189 | | | | | | | | | |
| | かつお菜 | | | | | | | | | | | | |
| | サラダ | | | | | | | | | | | | |
| その他葉菜類 | 55,557.00 | 11,884,163 | 214 | 405.00 | 95,958 | 237 | 411.76 | 161,773 | 393 | 53.15 | 96,941 | 1,824 | |
| 果菜類 | 茄子 | 75,499.00 | 30,894,205 | 409 | 35,330.00 | 13,212,194 | 374 | | | | | | |
| | トマト | 7,350.00 | 3,289,140 | 448 | 8,505.00 | 2,622,878 | 308 | 395.50 | 306,180 | 774 | 506.35 | 916,456 | 1,810 |
| | きゅうり | 1,731,185.70 | 226,907,425 | 131 | 2,070.00 | 339,909 | 164 | | | | 5,870.00 | 517,503 | 88 |
| | 南瓜 | | | | | | | | | | | | |
| | 白瓜 | 2,030.00 | 1,998,592 | 985 | 12,053.00 | 5,164,322 | 428 | 196.00 | 115,992 | 592 | 13,955.00 | 9,989,702 | 716 |
| | ピーマン | 69.00 | 169,452 | 2,456 | | | | | | | | | |
| | オクラ | | | | | | | | | | | | |
| | とうもろこし | 169,720.00 | 39,927,593 | 235 | 11,930.00 | 3,279,840 | 275 | | | | | | |
| | 米ナ | 17.50 | 11,232 | 642 | | | | | | | | | |
| | ペテマト | 50,788.35 | 44,838,352 | 883 | 2,250.56 | 1,615,560 | 718 | | | | | | |
| 豆類 | いんげん | 2,897.60 | 4,870,022 | 1,681 | 16.00 | 12,096 | 756 | | | | | | |
| | きぬさや | 4,675.50 | 12,628,022 | 2,701 | 83.00 | 208,548 | 2,513 | 5.00 | 8,100 | 1,620 | | | |
| | さやえんどう | 2,172.00 | 4,785,200 | 2,203 | 48.00 | 52,488 | 1,094 | | | | | | |
| | 実えんどう | | | | | | | | | | | | |
| | そら豆 | 200.00 | 32,400 | 162 | 696.00 | 199,044 | 286 | | | | 272.00 | 245,700 | 903 |
| 土物類 | その他豆類 | | | | 792.00 | 479,952 | 606 | | | | | | |
| | 里芋 | 13,751,028.40 | 1,411,792,242 | 103 | 3,350.00 | 298,123 | 89 | | | | | | |
| | 甘藷 | 2,065,649.50 | 213,890,308 | 104 | 39,840.00 | 4,473,188 | 112 | | | | | | |
| | メークイン | 3,719,412.60 | 367,317,576 | 99 | 636,690.00 | 86,104,904 | 135 | | | | | | |
| | 長芋 | 1,186,090.00 | 421,196,020 | 355 | 816,760.00 | 276,502,127 | 339 | 14,780.00 | 4,433,216 | 300 | | | |
| | 山の芋 | | | | | | | | | | | | |
| | らっきょう | | | | | | | | | | | | |
| | にんにく | 1,080.00 | 392,796 | 364 | 66,565.70 | 88,252,688 | 1,326 | | | | | | |
| | 生姜 | | | | | | | | | | | | |
| | アーリーレッド | 69,692.00 | 10,159,154 | 146 | | | | | | | | | |
| 茸類 | 松茸 | 11,236.00 | 9,252,532 | 823 | | | | 32.08 | 1,770,336 | 55,185 | | | |
| | 椎茸 | | | | | | | | | | | | |
| | えのめ | | | | | | | | | | | | |
| | なめこ | | | | | | | | | | | | |
| | マッシュルーム | | | | | | | | | | | | |
| 香辛棟物類 | 貝割れ | | | | | | | | | | | | |
| | 大葉 | | | | | | | | | | | | |
| | 妙花 | | | | | | | | | | 26.00 | 41,429 | 1,593 |
| | ハーブ | 96.30 | 246,694 | 2,562 | 4.00 | 11,232 | 2,808 | | | | | | |
| | その他香辛野菜 | 768.60 | 704,711 | 917 | 23.80 | 124,632 | 5,237 | 11.60 | 54,648 | 4,711 | | | |
| その他 | 大梅 | | | | | | | | | | | | |
| | 小梅 | | | | | | | | | | | | |
| | ボス | | | | | | | | | | | | |
| | ゆず | | | | | | | | | | | | |
| | ゆず | | | | | | | | | | | | |
| 野菜加工品 | 31,750.40 | 16,463,049 | 519 | 213.30 | 189,330 | 888 | | | | | | | |
| その他野菜 | 40,644.76 | 37,829,323 | 931 | 768.50 | 692,810 | 902 | 793.65 | 663,325 | 836 | 24.00 | 166,752 | 6,948 | |
| 合計 | 30,253,560.01 | 3,759,966,772 | 124 | 3,662,559.86 | 737,470,625 | 201 | 1,200,876.69 | 98,288,790 | 82 | 21,642.50 | 12,310,147 | 569 | |

野菜品目別産地別取扱高表

| 産地 | (秋 田 県) | | | (山 形 県) | | | (福 島 県) | | | (茨 城 県) | | |
|---------|-----------|-----------|-------|----------|------------|-------|-----------|------------|-------|--------------|-------------|-------|
| | 数量(kg) | 金額 | 平均@ | 数量(kg) | 金額 | 平均@ | 数量(kg) | 金額 | 平均@ | 数量(kg) | 金額 | 平均@ |
| 大根 | 27,398.00 | 2,041,699 | 75 | | | | | | | | | |
| 人参 | | | | | | | | | | 13.60 | 44,474 | 3,270 |
| ごぼう | | | | | | | | | | 139,140.00 | 24,125,743 | 173 |
| れんこん | | | | | | | | | | | | |
| たけのこ | | | | | | | | | | | | |
| ゆで筍 | | | | | | | | | | | | |
| 白キャベツ | | | | | | | | | | 898,972.00 | 52,447,824 | 58 |
| グリーンボウル | | | | | | | | | | 142,875.00 | 10,965,995 | 77 |
| 春ほうれん草 | | | | | | | | | | 525.00 | 1,288,008 | 2,453 |
| 青分葱 | | | | | | | | | | 111.00 | 253,044 | 2,280 |
| 白分葱 | 350.00 | 69,660 | 199 | | | | | | | 480.00 | 129,708 | 270 |
| ふつまわら | | | | | | | | | | | | |
| みつばら | | | | | | | | | | 20.00 | 20,844 | 1,042 |
| レタ | | | | 156.00 | 172,152 | 1,104 | | | | | | |
| サニーレタス | | | | | | | | | | 235,606.00 | 40,051,984 | 170 |
| グリーンリーフ | | | | | | | | | | | | |
| セルリー | | | | | | | | | | | | |
| カリフラワー | | | | | | | | | | 35.00 | 16,848 | 481 |
| ブロッコリー | | | | | | | | | | | | |
| アスパラ | | | | 56.40 | 110,623 | 1,961 | | | | | | |
| パセリ | | | | | | | | | | | | |
| チンゲンサイ | | | | | | | | | | 122.00 | 110,106 | 903 |
| かつお菜 | | | | | | | | | | | | |
| サラダ | | | | | | | | | | | | |
| その他葉菜類 | | | | | | | | | | 16,332.00 | 7,654,802 | 469 |
| 茄子 | | | | | | | | | | 1,910.00 | 1,070,298 | 560 |
| トマト | | | | | | | 35,836.00 | 17,878,957 | 499 | 33,488.00 | 11,833,690 | 353 |
| きゅうり | | | | | | | | | | 1,805.00 | 773,496 | 429 |
| 南瓜 | | | | 3,640.00 | 124,902 | 34 | 1,020.00 | 60,480 | 59 | 1,560.00 | 1,079,535 | 692 |
| 白瓜 | | | | | | | | | | | | |
| ピーマン | | | | | | | | | | 336.00 | 231,552 | 689 |
| ししとう | | | | 30.00 | 55,080 | 1,836 | | | | | | |
| オクラ | 118.00 | 22,216 | 188 | | | | | | | 3.00 | 8,100 | 2,700 |
| とうもろこし | | | | | | | | | | | | |
| 米ナスト | 717.50 | 362,945 | 506 | 270.00 | 104,814 | 388 | | | | | | |
| ベテトマト | | | | | | | | | | 1,521.00 | 857,033 | 563 |
| いんげん | | | | | | | | | | | | |
| きぬさや | | | | | | | 30.00 | 19,980 | 666 | | | |
| さやえんどう | | | | | | | | | | | | |
| 実えんどう | | | | | | | | | | | | |
| そら豆 | 80.00 | 38,826 | 485 | | | | | | | 428.00 | 379,836 | 887 |
| そ枝 | 340.00 | 156,276 | 460 | 4,332.50 | 5,731,992 | 1,323 | | | | 12.00 | 8,640 | 720 |
| その他豆類 | | | | | | | | | | | | |
| 里芋 | | | | | | | | | | | | |
| 玉葱 | | | | | | | | | | | | |
| 甘藷 | | | | | | | | | | 13,160.00 | 2,750,759 | 209 |
| 馬鈴薯 | | | | | | | | | | 2,100.00 | 585,468 | 279 |
| メークイン | | | | | | | | | | 119,750.00 | 24,338,989 | 203 |
| 長山芋 | | | | | | | | | | | | |
| らっきょう | 450.00 | 144,071 | 320 | | | | | | | | | |
| にんにく | | | | | | | | | | | | |
| 生姜 | | | | | | | | | | | | |
| アーリーレッド | | | | | | | | | | | | |
| 松茸 | | | | | | | | | | | | |
| 椎茸 | | | | | | | | | | | | |
| えのき | | | | | | | | | | | | |
| しめじ | 30.00 | 18,228 | 608 | | | | | | | | | |
| なめこ | | | | | | | | | | | | |
| マッシュルーム | | | | | | | | | | 55.02 | 63,244 | 1,149 |
| 貝割れ | | | | | | | | | | | | |
| 大葉 | | | | | | | | | | 2.00 | 15,120 | 7,560 |
| 大葉 | | | | | | | | | | 13.00 | 28,998 | 2,231 |
| 菜の花 | | | | | | | | | | | | |
| ハーブ類 | 1.00 | 1,836 | 1,836 | | | | | | | 208.70 | 553,641 | 2,653 |
| その他香辛野菜 | 257.40 | 576,125 | 2,238 | 315.67 | 587,385 | 1,861 | 84.80 | 435,758 | 5,139 | 386.90 | 571,099 | 1,476 |
| 大梅 | | | | | | | | | | | | |
| 小梅 | | | | | | | | | | | | |
| カボチャ | | | | | | | | | | | | |
| ゆず | | | | | | | | | | | | |
| もやし | | | | | | | | | | | | |
| 筍 | | | | | | | | | | | | |
| 野菜加工品 | | | | | | | | | | | | |
| その他野菜 | 853.90 | 2,212,833 | 2,591 | 682.15 | 4,048,030 | 5,934 | 17.00 | 94,068 | 5,533 | 2,092.00 | 2,130,344 | 1,018 |
| 合計 | 30,595.80 | 5,644,715 | 184 | 9,482.72 | 10,934,978 | 1,153 | 36,987.80 | 18,489,243 | 500 | 1,613,062.22 | 184,389,222 | 114 |
| 鶏卵 | | | | | | | | | | | | |

野菜品目別産地別取扱高表

| 産地 | | (県名) 栃木県 | | | (中央市場) 群馬県 | | | 埼玉県 | | | 千葉県 | | |
|---------|----------|-----------|-------|--------------|--------------|-------------|----------|-----------|-----------|------------|------------|------------|-------|
| | | 数量(kg) | 金額 | 平均@ | 数量(kg) | 金額 | 平均@ | 数量(kg) | 金額 | 平均@ | 数量(kg) | 金額 | 平均@ |
| 大根 | | | | | | | | | | | 691,778.00 | 49,824,539 | 72 |
| 人参 | | | | | | | | | | | 9,117.40 | 4,411,021 | 484 |
| ごぼう | | | | | | | | | | | 93.40 | 203,332 | 2,177 |
| れんこん | | | | | | | | | | | 560.00 | 188,784 | 337 |
| たけのこ | | | | | | | | | | | | | |
| ゆでたまご | | | | | | | | | | | | | |
| 白キャベツ | | | | | 3,783.00 | 136,318 | 36 | | | | | | |
| グリーンポウル | | | | | 6,994,854.00 | 701,133,239 | 100 | | | | | | |
| 春菊 | | | | | 32,250.00 | 2,083,450 | 65 | | | | | | |
| ほうれん草 | 635.00 | 1,560,406 | 2,457 | 28,315.00 | 24,199,425 | 855 | | | | | | | |
| 青葱 | | | | | | | | 4.00 | 6,156 | 1,539 | | | |
| 白ふつま | | | | | 13,314.00 | 4,161,814 | 313 | | | | | | |
| みつば | 89.00 | 81,270 | 913 | | | | | 50.00 | 51,570 | 1,031 | 275.00 | 287,064 | 1,044 |
| レタス | | | | | 133,006.00 | 25,849,822 | 194 | | | | | | |
| サニーレタス | | | | | | | | | | | | | |
| グリーンリーフ | | | | | | | | | | | | | |
| セルリー | | | | | | | | | | | | | |
| カリフラワー | | | | | | | | 66.00 | 28,836 | 437 | | | |
| ブロッコリー | | | | | | | | | | | | | |
| アスパラ | | | | | | | | | | | | | |
| パセリ | | | | | | | | | | | | | |
| チンゲンサイ | | | | | 458.00 | 153,112 | 334 | | | | | | |
| かつお菜 | | | | | | | | | | | | | |
| サラタ | | | | | | | | | | | 128.00 | 150,584 | 1,176 |
| その他葉菜類 | 135.00 | 27,297 | 202 | 18,607.60 | 4,018,757 | 216 | 6.00 | 6,048 | 1,008 | 570.50 | 562,736 | 986 | |
| 茄子 | | | | | 25.00 | 13,878 | 555 | 325.00 | 180,414 | 555 | | | |
| トマ | | | | | | | | | | | | | |
| きゅうり | | | | | | | | | | | 400.00 | 348,408 | 871 |
| 南 | | | | | | | | | | | | | |
| 瓜 | | | | | | | | | | | | | |
| 白 | | | | | | | | | | | | | |
| ピーマン | 128.00 | 73,224 | 572 | | | | | | | | 86.00 | 61,128 | 711 |
| しとう | | | | | | | | | | | 78.70 | 82,971 | 1,054 |
| オクラ | | | | | | | | | | | | | |
| とうもろこし | | | | | 2,640.00 | 665,550 | 252 | 52.20 | 113,087 | 2,166 | | | |
| 米 | | | | | | | | | | | | | |
| ペテ | | | | | 14.40 | 17,496 | 1,215 | | | | 45.60 | 67,781 | 1,486 |
| いんげん | | | | | | | | | | | | | |
| さやえんどう | | | | | | | | | | | | | |
| 実えんどう | | | | | | | | | | | | | |
| そら豆 | | | | | | | | | | | 56.00 | 47,628 | 850 |
| 枝豆 | | | | | 40.00 | 31,536 | 788 | | | | 110.00 | 92,880 | 844 |
| その他豆類 | | | | | | | | | | | | | |
| 里芋 | | | | | | | | | | | 40.00 | 24,948 | 624 |
| 玉葱 | | | | | | | | 220.00 | 61,966 | 282 | | | |
| 甘藷 | | | | | | | | | | | 5,475.00 | 1,380,554 | 252 |
| 馬鈴薯 | | | | | | | | | | | | | |
| メークイン | | | | | | | | | | | | | |
| 長山芋 | | | | | | | | | | | | | |
| らっきょう | | | | | 18,418.00 | 16,064,578 | 872 | 3,296.00 | 2,761,884 | 838 | | | |
| にんにく | | | | | | | | | | | | | |
| 生姜 | | | | | | | | | | | | | |
| アーリーレッド | | | | | | | | | | | | | |
| 松茸 | | | | | | | | | | | | | |
| 椎茸 | | | | | | | | | | | | | |
| えのめ | | | | | | | | | | | | | |
| しめじ | | | | | | | | | | | | | |
| なめこ | | | | | | | | | | | | | |
| マッシュルーム | | | | | | | | | | | 34.80 | 63,893 | 1,836 |
| 貝 | | | | | | | | | | | 269.00 | 188,838 | 702 |
| 大葉 | | | | | | | | | | | | | |
| 妙 | | | | | | | | | | | | | |
| 菜 | | | | | | | | | | | | | |
| ハーブ | | | | | | | | | | | 294.35 | 800,453 | 2,719 |
| その他香辛野菜 | | | | | 9.60 | 47,347 | 4,932 | 38.60 | 194,670 | 5,043 | 322.05 | 475,364 | 1,476 |
| 大 | | | | | 110.00 | 57,240 | 520 | | | | | | |
| 小 | | | | | | | | | | | | | |
| カボ | | | | | | | | | | | | | |
| ゆず | | | | | | | | | | | | | |
| もやし | | | | | | | | 58.00 | 8,316 | 143 | | | |
| 野菜加工品 | | | | | 7,134.00 | 2,124,847 | 298 | 66.00 | 21,978 | 333 | | | |
| その他野菜 | 6,702.00 | 5,562,966 | 830 | 2,209.75 | 1,489,232 | 674 | 115.50 | 166,590 | 1,442 | 550.00 | 406,892 | 740 | |
| 合計 | 7,689.00 | 7,305,163 | 950 | 7,255,188.35 | 782,247,641 | 108 | 4,297.30 | 3,601,515 | 838 | 710,283.80 | 59,669,798 | 84 | |
| 鶏卵 | | | | | | | | | | | | | |

野菜品目別産地別取扱高表

| 品目 | 産地 | (都 京 都) | | | (神 奈 川 県) | | | (新 潟 県) | | | (富 山 県) | | | (石 川 県) | | | |
|------|------|---------|---------|-------|-----------|---------|-------|------------|-------------|-----|-----------|-----------|-----|------------|------------|-----|-----|
| | | 数 | 量(kg) | 金額 | 平均@ | 数 | 量(kg) | 金額 | 平均@ | 数 | 量(kg) | 金額 | 平均@ | 数 | 量(kg) | 金額 | 平均@ |
| 大か | 根 | | | | | | | | | | | | | | | | |
| 人ご | ぼ | | | | | | | | | | | | | | | | |
| これ | ん | | | | | | | | | | | | | | | | |
| たけ | の | | | | | | | | | | | | | | | | |
| ゆで | で | | | | | | | | | | | | | | | | |
| 白 | 菜 | | | | | | | | | | | | | | | | |
| キヤベツ | ツ | | | | | | | | | | | | | | | | |
| グリーン | ボウル | | | | | | | | | | | | | | | | |
| 春 | 菊 | | | | | | | | | | | | | | | | |
| ほう | れん | | | | | | | | | | | | | | | | |
| 青 | 葱 | | | | | | | | | | | | | | | | |
| 分 | 葱 | | | | | | | | | | | | | | | | |
| 白 | 葱 | | | | | | | | | | | | | | | | |
| ふ | き | | | | | | | | | | | | | | | | |
| つ | わ | | | | | | | | | | | | | | | | |
| み | つ | | | | | | | | | | | | | | | | |
| に | ば | | | | | | | | | | | | | | | | |
| レ | タ | | | | | | | | | | | | | | | | |
| サニ | ー | | | | | | | | | | | | | | | | |
| グ | リ | | | | | | | | | | | | | | | | |
| セ | ル | | | | | | | | | | | | | | | | |
| カ | リ | | | | | | | | | | | | | | | | |
| フ | ロ | | | | | | | | | | | | | | | | |
| ア | ス | | | | | | | | | | | | | | | | |
| パ | セ | | | | | | | | | | | | | | | | |
| チ | ン | | | | | | | | | | | | | | | | |
| カ | ツ | | | | | | | | | | | | | | | | |
| カ | サ | | | | | | | | | | | | | | | | |
| サ | ラ | | | | | | | | | | | | | | | | |
| その他 | 葉菜類 | 61.80 | 103,777 | 1,679 | | | | | | | | | | | | | |
| 茄 | 子 | | | | | | | | | | | | | | | | |
| ト | マ | | | | | | | | | | | | | | | | |
| き | ゆ | | | | | | | | | | | | | | | | |
| 南 | 瓜 | | | | | | | | | | | | | | | | |
| 白 | 瓜 | | | | | | | | | | | | | | | | |
| ビ | ー | | | | | | | | | | | | | | | | |
| し | し | | | | | | | | | | | | | | | | |
| オ | ク | | | | | | | | | | | | | | | | |
| とう | も | | | | | | | | | | | | | | | | |
| 米 | ナ | | | | | | | | | | | | | | | | |
| ベ | テ | | | | | | | | | | | | | | | | |
| い | ん | | | | | | | | | | | | | | | | |
| き | ぬ | | | | | | | | | | | | | | | | |
| さ | や | | | | | | | | | | | | | | | | |
| 実 | え | | | | | | | | | | | | | | | | |
| そ | ら | | | | | | | | | | | | | | | | |
| 枝 | 豆 | | | | | | | | | | | | | | | | |
| その他 | 豆類 | | | | | | | | | | | | | | | | |
| 星 | 芋 | | | | | | | | | | | | | | | | |
| 玉 | 葱 | | | | | | | | | | | | | | | | |
| 甘 | 藷 | | | | | | | | | | | | | | | | |
| 馬 | 鈴 | | | | | | | | | | | | | | | | |
| メ | ー | | | | | | | | | | | | | | | | |
| ク | イ | | | | | | | | | | | | | | | | |
| 長 | 芋 | | | | | | | | | | | | | | | | |
| 山 | の | | | | | | | | | | | | | | | | |
| ら | っ | | | | | | | | | | | | | | | | |
| に | ん | | | | | | | | | | | | | | | | |
| 生 | 姜 | | | | | | | | | | | | | | | | |
| ア | ー | | | | | | | | | | | | | | | | |
| 松 | 茸 | | | | | | | | | | | | | | | | |
| 生 | 椎 | | | | | | | | | | | | | | | | |
| え | の | | | | | | | | | | | | | | | | |
| し | め | | | | | | | | | | | | | | | | |
| な | め | | | | | | | | | | | | | | | | |
| マ | ツ | | | | | | | | | | | | | | | | |
| 具 | わ | | | | | | | | | | | | | | | | |
| 大 | れ | | | | | | | | | | | | | | | | |
| 妙 | 菜 | | | | | | | | | | | | | | | | |
| 菜 | の | | | | | | | | | | | | | | | | |
| ハ | ー | | | | | | | | | | | | | | | | |
| フ | 類 | | | | | | | | | | | | | | | | |
| その他 | 香辛野菜 | | | | | | | | | | | | | | | | |
| 大 | 梅 | | | | | | | | | | | | | | | | |
| 小 | ス | | | | | | | | | | | | | | | | |
| カ | ズ | | | | | | | | | | | | | | | | |
| ゆ | し | | | | | | | | | | | | | | | | |
| も | 筍 | | | | | | | | | | | | | | | | |
| 野 | 菜 | | | | | | | | | | | | | | | | |
| 加工 | 品 | | | | | | | | | | | | | | | | |
| その他 | 野菜 | 152.80 | 186,687 | 1,222 | 330.00 | 160,272 | 486 | 193,525.51 | 176,702,239 | 913 | | | | 695.00 | 216,000 | 315 | |
| 合 | 計 | 215.80 | 328,091 | 1,520 | 455.60 | 185,394 | 407 | 545,026.31 | 366,578,446 | 673 | 37,596.00 | 4,495,094 | 120 | 170,587.00 | 19,890,166 | 117 | |
| 鶏 | 卵 | | | | | | | | | | | | | | | | |

野菜品目別産地別取扱高表

| 産地 | (県名) 福井県 | | | (中央市場) 山梨県 | | | 長野県 | | | 岐阜県 | | |
|---------|-----------|---------|-----|------------|------------|-------|---------------|---------------|---------|----------|-----------|-------|
| | 数量(kg) | 金額 | 平均@ | 数量(kg) | 金額 | 平均@ | 数量(kg) | 金額 | 平均@ | 数量(kg) | 金額 | 平均@ |
| 大根 | | | | | | | | | | | | |
| 人参 | | | | | | | | | | | | |
| ごぼう | | | | | | | | | | | | |
| れんこん | | | | | | | | | | | | |
| たけのこ | | | | | | | | | | | | |
| ゆでたけのこ | | | | | | | | | | | | |
| 白キャベツ | 10,163.00 | 735,395 | 72 | 79,560.00 | 5,955,487 | 75 | 15,648,115.00 | 1,234,090,173 | 79 | | | |
| グリーンポウル | | | | 2,900.00 | 286,416 | 99 | 267,665.00 | 29,070,453 | 109 | | | |
| 春菊 | | | | 210.00 | 13,608 | 65 | 791,010.00 | 86,923,812 | 110 | | | |
| ほうれん草 | | | | | | | 524.25 | 773,793 | 1,476 | | | |
| 青葱 | | | | | | | 14,641.30 | 12,245,179 | 836 | | | |
| 白ふつ | | | | | | | 5,169.00 | 1,370,356 | 265 | | | |
| みつば | | | | | | | 164,105.00 | 56,231,064 | 343 | | | |
| レタス | | | | 14,560.00 | 2,582,174 | 177 | 5,064,486.00 | 767,341,435 | 152 | | | |
| サニーレタス | | | | 2,200.00 | 357,425 | 162 | 594,762.00 | 162,151,171 | 273 | | | |
| グリーンリーフ | | | | 240.00 | 32,400 | 135 | 425,080.00 | 144,334,392 | 340 | | | |
| セルリー | | | | | | | 191,909.00 | 57,419,604 | 299 | | | |
| カリフラワー | | | | | | | 216.00 | 53,870 | 249 | | | |
| ブロッコリー | | | | | | | 34,548.00 | 19,972,213 | 578 | | | |
| アスパラ | | | | | | | | | | | | |
| パセリ | | | | | | | 10,826.00 | 16,755,477 | 1,548 | | | |
| チンゲンサイ | | | | | | | 2,252.00 | 521,910 | 232 | | | |
| かつお菜 | | | | | | | | | | | | |
| サラダ | | | | | | | | | | | | |
| その他葉菜類 | | | | 352.00 | 1,136,376 | 3,228 | 448,228.80 | 219,253,647 | 489 | | | |
| 茄子 | | | | | | | | | | 2,100.00 | 1,275,024 | 607 |
| トマト | | | | | | | | | | | | |
| きゅうり | | | | | | | | | | 10.00 | 5,184 | 518 |
| 南瓜 | 60.00 | 30,024 | 500 | | | | | | | | | |
| 白瓜 | | | | | | | 692.00 | 418,284 | 604 | | | |
| ピーマン | | | | | | | | | | 99.60 | 184,032 | 1,848 |
| ししとう | | | | | | | | | | | | |
| オクラ | | | | | | | | | | | | |
| とうもろこし | | | | | | | 315.00 | 75,445 | 240 | | | |
| 米ナス | | | | | | | 30.00 | 9,504 | 317 | | | |
| ベテト | | | | | | | 300.50 | 1,498,911 | 4,988 | | | |
| いんげん | | | | | | | 36.00 | 38,016 | 1,056 | | | |
| きぬさや | | | | | | | 1.00 | 2,700 | 2,700 | | | |
| さやえんどう | | | | | | | | | | | | |
| 実えんどう | | | | | | | | | | | | |
| そら豆 | | | | | | | | | | | | |
| 枝豆 | | | | | | | | | | 266.40 | 276,912 | 1,039 |
| その他豆類 | | | | | | | | | | | | |
| 里芋 | | | | | | | | | | | | |
| 玉葱 | | | | | | | | | | | | |
| 甘藷 | | | | | | | | | | | | |
| 馬鈴薯 | | | | | | | | | | | | |
| メークイ | | | | | | | | | | | | |
| 長芋 | | | | | | | 241,830.00 | 88,836,194 | 367 | | | |
| 山の芋 | | | | | | | | | | | | |
| らっきょう | | | | | | | | | | | | |
| んにく | | | | | | | | | | | | |
| 生姜 | | | | | | | | | | | | |
| アーリーレッド | | | | | | | | | | | | |
| 松茸 | | | | | | | 1.80 | 189,540 | 105,300 | | | |
| 椎茸 | | | | | | | | | | | | |
| えのき | | | | | | | 15,315.75 | 7,735,527 | 505 | | | |
| しめじ | | | | | | | 36,771.00 | 13,766,963 | 374 | | | |
| なめこ | | | | | | | | | | | | |
| マッシュルーム | | | | | | | | | | | | |
| 貝割れ | | | | | | | | | | | | |
| 大葉 | | | | | | | | | | | | |
| 妙葉 | | | | | | | | | | | | |
| 菜の花 | | | | | | | | | | | | |
| ハーブ類 | | | | 58.00 | 156,266 | 2,694 | 1,057.85 | 1,296,087 | 1,225 | | | |
| その他香辛野菜 | | | | | | | 578.10 | 942,151 | 1,630 | | | |
| 大梅 | | | | | | | | | | | | |
| 小梅 | | | | | | | 355.00 | 191,700 | 540 | | | |
| カボチャ | | | | | | | | | | | | |
| ゆず | | | | | | | | | | 250.00 | 76,680 | 307 |
| もやし | | | | | | | | | | | | |
| 筍 | | | | | | | | | | | | |
| 野菜加工品 | | | | | | | 2,619.00 | 1,188,089 | 454 | | | |
| その他野菜 | | | | 214.00 | 97,632 | 456 | 22,088.60 | 16,339,104 | 740 | 14.00 | 8,424 | 602 |
| 合計 | 10,223.00 | 765,419 | 75 | 100,294.00 | 10,617,784 | 106 | 23,985,528.95 | 2,941,036,764 | 123 | 2,740.00 | 1,826,256 | 667 |
| 鶏卵 | | | | | | | | | | | | |

野菜品目別産地別取扱高表

| 産地 | (県 名) | | | (中 央 市 場) | | | 三 重 県 | | | 滋 賀 県 | | | 京 都 府 | | |
|---------|-----------|------------|-------|-------------|-------------|-------|----------|---------|-------|-----------|-----------|-------|-----------|------------|-------|
| | 数 | 金額 | 平均@ | 数 | 金額 | 平均@ | 数 | 金額 | 平均@ | 数 | 金額 | 平均@ | 数 | 金額 | 平均@ |
| 大根 | | | | | | | | | | | | | 570.00 | 124,524 | 218 |
| 人参 | | | | | | | | | | | | | 380.00 | 130,378 | 343 |
| ごぼう | | | | | | | | | | | | | | | |
| れんこん | | | | | | | | | | | | | | | |
| たけのこ | | | | | | | | | | | | | | | |
| ゆでたけのこ | | | | | | | | | | | | | | | |
| 白菜 | | | | | | | | | | | | | | | |
| キャベツ | | | | 21,020.00 | 2,007,234 | 95 | | | | 21,037.00 | 1,567,299 | 75 | | | |
| グリーンポウチ | | | | | | | | | | | | | | | |
| 春菊 | | | | | | | | | | | | | | | |
| ほうれん草 | 486.00 | 780,580 | 1,606 | 30.00 | 11,988 | 400 | | | | | | | 6,078.00 | 4,182,106 | 688 |
| 青葱 | | | | | | | | | | | | | | | |
| 白ふつ | | | | | | | | | | | | | | | |
| つみつばら | 407.00 | 694,062 | 1,705 | 24.00 | 24,786 | 1,033 | 32.00 | 36,288 | 1,134 | | | | | | |
| レタ | | | | | | | | | | | | | | | |
| サニーレタス | | | | | | | | | | | | | | | |
| グリーンリーフ | | | | | | | | | | | | | | | |
| セルリーフ | 520.00 | 72,250 | 139 | | | | | | | | | | | | |
| カリフラワー | | | | | | | | | | | | | | | |
| ブロッコリー | | | | | | | | | | | | | | | |
| アスパラ | | | | | | | | | | | | | | | |
| パセリ | 215.50 | 33,426 | 155 | | | | | | | | | | | | |
| チンゲンサイ | 1,104.68 | 2,689,512 | 2,435 | | | | | | | | | | | | |
| かつお菜 | | | | | | | | | | | | | | | |
| サラダ | 264.00 | 329,011 | 1,246 | | | | | | | | | | | | |
| その他葉菜類 | 150.00 | 31,936 | 213 | 2,160.50 | 1,171,811 | 542 | | | | 20.00 | 33,480 | 1,674 | 95.00 | 72,036 | 758 |
| 茄子 | | | | | | | | | | | | | | | |
| トマト | | | | | | | | | | | | | | | |
| きゅうり | | | | | | | | | | | | | | | |
| 南瓜 | | | | 6.00 | 3,564 | 594 | 800.00 | 104,404 | 131 | | | | | | |
| 白瓜 | | | | | | | | | | | | | | | |
| ピーマン | | | | | | | | | | | | | | | |
| ピーナツ | 2.40 | 1,555 | 648 | 4.00 | 4,320 | 1,080 | | | | | | | 3,440.00 | 4,056,512 | 1,179 |
| オクラ | | | | 24.00 | 17,280 | 720 | | | | | | | | | |
| とうもろこし | | | | | | | | | | | | | | | |
| 米ナメテ | 535.50 | 2,190,888 | 4,091 | 1,081.70 | 1,746,817 | 1,615 | 25.92 | 27,215 | 1,050 | | | | 135.00 | 88,128 | 653 |
| いんげん | | | | | | | | | | | | | | | |
| きぬさや | | | | | | | | | | | | | | | |
| さやえんどう | | | | | | | | | | | | | | | |
| 実えんどう | | | | | | | | | | | | | | | |
| そら豆 | | | | | | | | | | | | | | | |
| 枝豆 | | | | | | | | | | | | | | | |
| その他豆類 | | | | | | | | | | | | | | | |
| 里芋 | 120.00 | 94,284 | 786 | | | | | | | | | | | | |
| 玉葱 | | | | | | | | | | | | | | | |
| 甘藷 | | | | | | | | | | | | | | | |
| 馬鈴薯 | | | | | | | | | | | | | | | |
| メークイ | | | | | | | | | | | | | | | |
| 長芋 | | | | | | | | | | | | | | | |
| 山の芋 | | | | | | | | | | | | | | | |
| らっきょう | | | | | | | | | | | | | | | |
| にんにく | | | | | | | | | | | | | | | |
| 生姜 | | | | | | | | | | | | | | | |
| アーリーレッド | | | | | | | | | | | | | | | |
| 松茸 | | | | | | | | | | | | | | | |
| 椎茸 | | | | | | | | | | | | | | | |
| えのめ | 150.00 | 81,000 | 540 | | | | | | | | | | | | |
| なめこ | | | | | | | | | | | | | | | |
| マッシュルーム | | | | | | | | | | | | | | | |
| 貝割れ | 5,110.50 | 15,566,903 | 3,046 | | | | 391.00 | 130,086 | 333 | | | | | | |
| 大葉 | | | | 12,612.50 | 41,355,838 | 3,279 | | | | | | | | | |
| 大葉 | | | | | | | | | | | | | | | |
| しょうが | | | | 2.00 | 432 | 216 | | | | | | | 155.00 | 257,256 | 1,660 |
| ハーブ類 | 0.95 | 1,642 | 1,728 | 170.05 | 293,231 | 1,724 | 190.60 | 365,299 | 1,917 | | | | | | |
| その他香辛野菜 | 6,621.50 | 49,072,762 | 7,411 | 34,069.43 | 159,580,925 | 4,684 | 1.45 | 1,696 | 1,170 | | | | | | |
| 大梅 | | | | | | | | | | | | | | | |
| 小梅 | | | | | | | | | | | | | | | |
| カボチャ | 62.00 | 47,250 | 762 | | | | | | | | | | | | |
| ゆめし | | | | | | | | | | | | | | | |
| もやし | | | | | | | | | | | | | | | |
| 野菜加工品 | | | | 1.00 | 1,080 | 1,080 | | | | | | | | | |
| その他野菜 | 2,590.25 | 3,512,321 | 1,356 | 18,565.69 | 9,175,501 | 494 | | | | 6.60 | 18,230 | 2,762 | 289.55 | 422,128 | 1,458 |
| 合計 | 18,340.28 | 75,199,382 | 4,100 | 89,770.87 | 215,394,807 | 2,399 | 1,440.97 | 664,988 | 461 | 21,063.60 | 1,619,009 | 77 | 19,121.83 | 21,685,753 | 1,134 |
| 鶏卵 | | | | | | | | | | | | | | | |

野菜品目別産地別取扱高表

| 品目 | 産地 | (大阪府) | | | (兵庫県) | | | (奈良県) | | | (和歌山県) | | | (鳥取県) | | |
|---------|----|----------|---------|-----|------------|------------|-------|----------|-----------|--------|-----------|------------|--------|-----------|------------|-------|
| | | 数量(kg) | 金額 | 平均@ | 数量(kg) | 金額 | 平均@ | 数量(kg) | 金額 | 平均@ | 数量(kg) | 金額 | 平均@ | 数量(kg) | 金額 | 平均@ |
| 大根 | 根 | | | | | | | | | | | | | | | |
| 人参 | 参 | | | | | | | | | | 89.10 | 300,283 | 3,370 | | | |
| ごぼう | う | | | | | | | | | | | | | | | |
| これん | ん | | | | | | | | | | | | | | | |
| たけのこ | の | | | | | | | | | | | | | | | |
| ゆで | で | | | | | | | | | | | | | | | |
| 白キャベツ | 葉 | | | | | | | | | | | | | | | |
| グリーンポウ | ル | | | | | | | | | | | | | | | |
| 春ほうれん草 | 草 | | | | 1,401.75 | 1,836,916 | 1,310 | | | | | | | | | |
| 青分 | 葱 | | | | | | | | | | | | | | | |
| 白ふつま | 葱 | | | | | | | | | | | | | 6,231.00 | 2,864,332 | 460 |
| つばら | わ | | | | | | | | | | | | | | | |
| レタ | ば | | | | | | | | | | | | | | | |
| サニーレタス | ら | | | | | | | | | | | | | | | |
| グリーンリーフ | ス | | | | | | | | | | | | | | | |
| セルリー | リー | | | | | | | | | | | | | | | |
| カリフラワー | フ | | | | | | | | | | | | | | | |
| ブロッコリー | ラ | | | | | | | | | | | | | | | |
| アスパラ | ー | 13.50 | 7,290 | 540 | | | | | | | | | | 19,888.00 | 7,331,582 | 369 |
| パセリ | ア | | | | | | | | | | | | | | | |
| チンゲンサイ | セ | | | | | | | | | | | | | | | |
| かつお菜 | リ | | | | | | | | | | | | | | | |
| さらた菜 | イ | | | | | | | | | | | | | | | |
| その他葉菜類 | 菜 | | | | 92.00 | 14,688 | 160 | | | | | | | | | |
| 茄子 | 菜 | | | | | | | | | | | | | | | |
| トマト | 類 | | | | | | | | | | | | | | | |
| きゅうり | 子 | | | | | | | | | | | | | | | |
| 南瓜 | ト | | | | | | | | | | | | | | | |
| 白ピー | マ | | | | | | | | | | | | | | | |
| しとう | ト | 15.00 | 11,664 | 778 | | | | 77.00 | 237,859 | 3,089 | 96.00 | 230,310 | 2,399 | | | |
| オクラ | ウ | | | | 36.00 | 23,328 | 648 | | | | | | | | | |
| とうもろこし | リ | | | | | | | | | | | | | | | |
| 米ナス | 瓜 | 882.50 | 497,955 | 564 | | | | 6,405.50 | 1,644,580 | 257 | 20.00 | 10,152 | 508 | | | |
| ベテマ | ン | | | | | | | | | | 1,241.40 | 1,723,626 | 1,388 | | | |
| いんげん | マ | | | | | | | | | | | | | | | |
| きぬさや | ト | | | | | | | | | | | | | | | |
| さやえんどう | マ | | | | | | | | | | | | | | | |
| 実えんどう | ト | | | | 436.00 | 308,858 | 708 | | | | 128.00 | 139,104 | 1,087 | | | |
| そら豆 | 豆 | | | | 52.00 | 34,808 | 669 | | | | | | | | | |
| 枝豆 | 類 | | | | | | | | | | | | | | | |
| その他豆類 | 類 | | | | | | | | | | | | | | | |
| 里芋 | 芋 | | | | | | | | | | | | | | | |
| 甘藷 | 芋 | 250.00 | 36,828 | 147 | 83,880.00 | 11,879,299 | 142 | | | | | | | | | |
| 馬鈴薯 | 薯 | | | | | | | | | | | | | | | |
| メーカーイ | 薯 | | | | | | | | | | | | | | | |
| 長山 | 芋 | | | | | | | | | | | | | | | |
| らっきょう | 芋 | | | | | | | | | | | | | 40,076.00 | 26,747,344 | 667 |
| にんにく | 芋 | | | | | | | | | | | | | | | |
| 生姜 | 芋 | | | | | | | | | | | | | | | |
| アーリーレッド | 芋 | | | | | | | | | | | | | | | |
| 松茸 | 茸 | | | | | | | | | | 6.01 | 557,172 | 92,707 | | | |
| 椎茸 | 茸 | | | | 14,993.70 | 13,528,293 | 902 | | | | | | | | | |
| えのめ | 茸 | | | | | | | | | | | | | | | |
| しなめ | 茸 | | | | | | | | | | | | | | | |
| マッシュルーム | 茸 | | | | 4,617.60 | 4,324,424 | 937 | | | | | | | | | |
| 貝わら | 茸 | | | | | | | | | | | | | | | |
| 大妙 | 茸 | | | | | | | | | | | | | | | |
| 菜の | 茸 | | | | | | | | | | | | | | | |
| ハーブ | 茸 | | | | 12.20 | 32,616 | 2,673 | 6.00 | 2,916 | 486 | 1.00 | 7,128 | 7,128 | | | |
| その他香辛野菜 | 茸 | | | | 125.00 | 294,354 | 2,355 | | | | 7.50 | 9,720 | 1,296 | 348.35 | 318,438 | 914 |
| 大梅 | 茸 | | | | | | | | | | 80,032.00 | 50,075,957 | 626 | | | |
| 小梅 | 茸 | | | | | | | | | | 476.00 | 362,556 | 762 | | | |
| ポス | 茸 | | | | | | | | | | | | | | | |
| ゆし | 茸 | | | | | | | | | | | | | 3,855.00 | 1,251,288 | 325 |
| もやし | 茸 | | | | | | | | | | | | | | | |
| 野菜加工品 | 茸 | | | | | | | | | | 7,288.00 | 4,171,822 | 572 | | | |
| その他野菜 | 茸 | 24.00 | 18,360 | 765 | 0.34 | 2,462 | 7,241 | 0.30 | 23,220 | 77,400 | 316.30 | 156,211 | 494 | 525.76 | 634,976 | 1,208 |
| 合計 | 茸 | 1,185.00 | 572,097 | 483 | 105,646.59 | 32,280,046 | 306 | 6,488.80 | 1,908,575 | 294 | 89,701.31 | 57,744,041 | 644 | 70,924.11 | 39,147,960 | 552 |
| 鶏卵 | 茸 | | | | | | | | | | | | | | | |

野菜品目別産地別取扱高表

(県名) (中央市場)

| 品目 | 産地 | 島根県 | | | 岡山県 | | | 広島県 | | | 山口県 | | | 徳島県 | | |
|---------|---------|--------|-------|-----|------------|------------|-------|------------|------------|--------|------------|-------------|--------|-----------|------------|-------|
| | | 数量(kg) | 金額 | 平均@ | 数量(kg) | 金額 | 平均@ | 数量(kg) | 金額 | 平均@ | 数量(kg) | 金額 | 平均@ | 数量(kg) | 金額 | 平均@ |
| 大根 | 根 | | | | | | | | | | 618,295.00 | 37,675,718 | 61 | | | |
| 人参 | 参 | | | | 205.00 | 105,516 | 515 | | | | | | | 6,410.00 | 461,462 | 72 |
| ごぼう | ごぼう | | | | | | | | | | | | | 6.00 | 8,532 | 1,422 |
| たけのこ | たけのこ | | | | | | | | | | | | | | | |
| ゆでたまご | ゆでたまご | | | | | | | | | | | | | | | |
| 白キャベツ | 白キャベツ | | | | | | | 97,614.00 | 7,063,349 | 72 | 1,490.00 | 107,676 | 72 | 9,000.00 | 729,000 | 81 |
| グリーンポウチ | グリーンポウチ | | | | | | | | | | | | | | | |
| 春ほうれん草 | 春ほうれん草 | | | | | | | | | | 6,705.00 | 6,118,513 | 913 | | | |
| 青分葱 | 青分葱 | | | | | | | 104,355.00 | 65,223,902 | 625 | 7,495.30 | 33,648,477 | 4,489 | | | |
| 白分葱 | 白分葱 | | | | 828.00 | 247,774 | 299 | 2,300.00 | 2,610,198 | 1,135 | 757.60 | 711,103 | 939 | | | |
| ふつま | ふつま | | | | | | | | | | 125.00 | 14,364 | 115 | | | |
| つばき | つばき | | | | | | | | | | | | | | | |
| わらび | わらび | | | | | | | | | | | | | | | |
| らっきょう | らっきょう | | | | 861.00 | 3,539,063 | 4,110 | | | | | | | | | |
| レタ | レタ | | | | | | | | | | | | | | | |
| サニーレタス | サニーレタス | | | | | | | | | | | | | | | |
| グリーンリーフ | グリーンリーフ | | | | | | | | | | | | | | | |
| セルリー | セルリー | | | | | | | | | | | | | | | |
| カリフラワー | カリフラワー | | | | | | | | | | 64.00 | 3,974 | 62 | | | |
| ブロッコリー | ブロッコリー | | | | 120.00 | 97,200 | 810 | | | | | | | 17,900.00 | 7,721,846 | 431 |
| アスパラ | アスパラ | | | | | | | | | | 65.00 | 69,552 | 1,070 | | | |
| パセリ | パセリ | | | | | | | | | | | | | 20.00 | 10,800 | 540 |
| チンゲンサイ | チンゲンサイ | | | | | | | | | | 42.00 | 10,358 | 247 | | | |
| かつお | かつお | | | | | | | | | | | | | | | |
| サラダ | サラダ | | | | | | | | | | | | | | | |
| その他葉菜類 | その他葉菜類 | | | | 303.50 | 517,320 | 1,705 | 886.00 | 126,308 | 143 | 170.95 | 597,435 | 3,495 | 35.00 | 5,616 | 160 |
| 茄子 | 茄子 | | | | | | | | | | 104.50 | 84,947 | 813 | | | |
| トマト | トマト | | | | 304.00 | 181,116 | 596 | | | | 207,409.00 | 45,237,535 | 218 | | | |
| きゅうり | きゅうり | | | | | | | | | | | | | | | |
| 南瓜 | 南瓜 | | | | 4,482.00 | 1,860,025 | 415 | | | | | | | | | |
| 白瓜 | 白瓜 | | | | | | | | | | | | | | | |
| ピーマン | ピーマン | | | | 2,130.00 | 875,005 | 411 | | | | | | | | | |
| ししとう | ししとう | | | | | | | | | | 61.10 | 77,988 | 1,276 | 21.00 | 72,576 | 3,456 |
| オクラ | オクラ | | | | | | | | | | | | | | | |
| とうもろこし | とうもろこし | | | | | | | | | | | | | | | |
| 米ナスタ | 米ナスタ | | | | 216.00 | 48,870 | 226 | | | | | | | | | |
| ベテマト | ベテマト | | | | 5,941.00 | 1,981,757 | 334 | | | | 1,992.60 | 1,563,208 | 785 | | | |
| いんげん | いんげん | | | | | | | | | | | | | | | |
| きぬさや | きぬさや | | | | | | | | | | | | | 41.00 | 77,652 | 1,894 |
| さやえんどう | さやえんどう | | | | | | | | | | | | | | | |
| 実えんどう | 実えんどう | | | | | | | | | | | | | 60.00 | 60,480 | 1,008 |
| そら豆 | そら豆 | | | | 75.00 | 52,056 | 694 | | | | | | | | | |
| 枝豆 | 枝豆 | | | | | | | | | | 4,169.75 | 4,614,646 | 1,107 | 128.00 | 124,416 | 972 |
| その他豆類 | その他豆類 | | | | | | | | | | | | | 4.00 | 1,728 | 432 |
| 里芋 | 里芋 | | | | | | | | | | 365.00 | 285,768 | 783 | 5.00 | 3,780 | 756 |
| 玉葱 | 玉葱 | | | | | | | | | | 3,520.00 | 498,291 | 142 | 47,640.00 | 15,945,358 | 335 |
| 甘藷 | 甘藷 | | | | | | | | | | | | | | | |
| 馬鈴薯 | 馬鈴薯 | | | | | | | | | | | | | | | |
| メークイ | メークイ | | | | | | | | | | | | | | | |
| 長芋 | 長芋 | | | | | | | | | | | | | | | |
| 山の芋 | 山の芋 | | | | | | | | | | | | | | | |
| らっきょう | らっきょう | | | | | | | | | | | | | | | |
| にんにく | にんにく | | | | | | | | | | | | | | | |
| 生姜 | 生姜 | | | | | | | | | | | | | | | |
| アーリーレッド | アーリーレッド | | | | | | | | | | 2,470.00 | 321,288 | 130 | | | |
| 松茸 | 松茸 | | | | | | | 0.60 | 42,660 | 71,100 | 9.60 | 717,336 | 74,722 | | | |
| 椎茸 | 椎茸 | | | | | | | | | | | | | 120.00 | 108,864 | 907 |
| えのめ | えのめ | | | | | | | 414.00 | 335,340 | 810 | | | | | | |
| なめこ | なめこ | | | | | | | | | | | | | | | |
| マッシュルーム | マッシュルーム | | | | 73,401.08 | 76,407,642 | 1,041 | | | | | | | | | |
| 貝 | 貝 | | | | | | | 3,061.40 | 1,398,654 | 457 | | | | | | |
| 大葉 | 大葉 | | | | | | | 152.30 | 676,389 | 4,441 | | | | | | |
| 生姜 | 生姜 | | | | | | | | | | | | | | | |
| 花類 | 花類 | | | | | | | | | | 3,996.21 | 3,776,785 | 945 | 52.00 | 65,448 | 1,259 |
| ハーブ | ハーブ | | | | | | | | | | | | | | | |
| その他香辛野菜 | その他香辛野菜 | 6.90 | 5,832 | 845 | 25.00 | 20,250 | 810 | 1,193.60 | 2,271,947 | 1,903 | 19,323.10 | 37,914,449 | 1,962 | 2,442.35 | 6,780,132 | 2,776 |
| 大梅 | 大梅 | | | | | | | | | | | | | | | |
| 小梅 | 小梅 | | | | | | | | | | | | | | | |
| ポスズ | ポスズ | | | | | | | | | | 2.00 | 540 | 270 | 1,182.30 | 1,411,902 | 1,194 |
| ゆず | ゆず | | | | 186.00 | 35,150 | 189 | | | | | | | | | |
| もやし | もやし | | | | | | | | | | | | | | | |
| 筍 | 筍 | | | | | | | | | | | | | | | |
| 野菜加工品 | 野菜加工品 | | | | 92,437.00 | 10,290,122 | 111 | 9,221.00 | 4,955,202 | 537 | 11,934.46 | 7,481,296 | 627 | 4,228.00 | 7,558,781 | 1,788 |
| その他野菜 | その他野菜 | | | | | | | | | | | | | | | |
| 合計 | 合計 | 6.90 | 5,832 | 845 | 181,514.58 | 96,258,866 | 530 | 219,197.90 | 84,703,949 | 386 | 890,567.17 | 181,531,247 | 204 | 89,312.45 | 41,178,116 | 461 |
| 鶏卵 | 鶏卵 | | | | | | | | | | | | | | | |

野菜品目別産地別取扱高表

(県名) (中央市場)

| 産地 | 香川県 | | | 愛媛県 | | | 高知県 | | | 福岡県 | | |
|----------|------------|------------|-------|------------|------------|-------|------------|-------------|-------|---------------|---------------|-------|
| | 数量(kg) | 金額 | 平均@ | 数量(kg) | 金額 | 平均@ | 数量(kg) | 金額 | 平均@ | 数量(kg) | 金額 | 平均@ |
| 大根 | | | | | | | | | | 4,722,649.80 | 185,689,048 | 39 |
| 人参 | 12,675.00 | 4,014,253 | 317 | | | | | | | 745,680.74 | 59,928,235 | 80 |
| ごぼう | | | | | | | | | | 29,589.00 | 4,808,312 | 163 |
| れんこん | 8.00 | 3,888 | 486 | | | | | | | 17,560.00 | 10,949,688 | 624 |
| たけのこ | | | | | | | | | | 108.00 | 6,113 | 57 |
| ゆでたまご | | | | | | | 2,585.00 | 3,313,764 | 1,282 | 127,407.60 | 22,296,475 | 175 |
| 白キャベツ | | | | | | | | | | 254,705.50 | 8,131,833 | 32 |
| グリーンポウロウ | | | | | | | | | | 6,984,870.20 | 416,147,651 | 60 |
| 春ほうれん草 | | | | | | | | | | 8,624.00 | 842,119 | 98 |
| 青分葱 | | | | 1,340.00 | 457,504 | 341 | 599.00 | 554,256 | 925 | 465,083.35 | 289,325,950 | 622 |
| 白ふつま | | | | | | | | | | 685,880.31 | 283,039,114 | 413 |
| みつば | | | | | | | | | | 407.90 | 106,703 | 262 |
| にら | | | | | | | | | | 111,423.00 | 31,306,311 | 281 |
| レタ | | | | | | | | | | 44,170.10 | 13,171,782 | 298 |
| サニーレタス | | | | | | | | | | 6.40 | 3,888 | 608 |
| グリーンリーフ | | | | | | | 30,040.30 | 22,360,995 | 744 | 86,563.35 | 35,181,073 | 406 |
| セルリー | | | | | | | | | | 80,788.80 | 29,853,602 | 370 |
| カリフラワー | | | | | | | | | | 1,383,533.00 | 165,013,718 | 119 |
| ブロッコリー | | | | | | | | | | 769,784.00 | 170,560,602 | 222 |
| アスパラ | 66.00 | 74,088 | 1,123 | | | | | | | 606,639.50 | 141,590,408 | 233 |
| パセリ | 150.00 | 19,899 | 133 | | | | | | | 281,889.00 | 65,910,621 | 234 |
| チンゲンサイ | | | | | | | | | | 175,552.00 | 24,269,012 | 138 |
| かつお菜 | | | | | | | | | | 1,316,076.70 | 401,513,188 | 305 |
| サラダ菜 | | | | | | | | | | 364,980.90 | 401,627,402 | 1,100 |
| その他葉菜類 | | | | 55.00 | 19,656 | 357 | 36.00 | 75,600 | 2,100 | 33,807.22 | 32,488,218 | 961 |
| 茄子 | | | | | | | | | | 160,495.30 | 47,372,457 | 295 |
| トマト | | | | | | | | | | 61,081.40 | 23,197,236 | 380 |
| きゅうり | | | | 3,380.00 | 1,091,988 | 323 | 280.85 | 457,488 | 1,629 | 91,944.00 | 41,540,535 | 452 |
| 南瓜 | | | | | | | | | | 2,414,566.61 | 737,362,041 | 305 |
| 白瓜 | | | | | | | 4,540.70 | 6,328,950 | 1,394 | 2,528,615.76 | 919,226,036 | 364 |
| ピーマン | | | | | | | 5,387.00 | 6,833,538 | 1,269 | 3,077,268.40 | 973,648,548 | 316 |
| ししとう | 294.00 | 515,840 | 1,755 | | | | 280.85 | 457,488 | 1,629 | 2,654,196.22 | 724,580,894 | 273 |
| オクラ | | | | | | | 10.00 | 2,160 | 216 | 97,521.00 | 12,592,437 | 129 |
| とうもろこし | | | | | | | | | | 56,711.00 | 5,108,541 | 90 |
| 米ネギ | | | | | | | 35,022.00 | 21,949,974 | 627 | 3,815.97 | 1,425,707 | 374 |
| ベトナム | | | | | | | 96,120.20 | 142,655,614 | 1,484 | 8,234.32 | 5,679,438 | 690 |
| いんげん | | | | | | | 10.50 | 31,320 | 2,983 | 93,146.18 | 73,703,323 | 791 |
| きぬさや | | | | | | | | | | 69,093.00 | 14,683,540 | 213 |
| さやえんどう | | | | | | | 80,347.93 | 28,203,563 | 351 | 3,352.50 | 1,603,530 | 478 |
| 実えんどう | | | | | | | 19.40 | 24,675 | 1,272 | 427,518.67 | 153,765,452 | 360 |
| そら豆 | 142.00 | 134,460 | 947 | 280.00 | 168,556 | 602 | 24,298.00 | 21,773,362 | 896 | 15,257.75 | 9,727,730 | 638 |
| 枝豆 | | | | | | | 0.20 | 588 | 2,940 | 408.71 | 250,202 | 612 |
| その他豆類 | | | | | | | | | | 7,825.99 | 6,095,626 | 779 |
| 里芋 | 305.00 | 67,521 | 221 | 120.00 | 17,075 | 142 | | | | 4,396.45 | 3,054,371 | 695 |
| 玉葱 | 111,020.00 | 13,898,877 | 125 | 267,680.00 | 38,723,421 | 145 | | | | 3,870.80 | 958,482 | 248 |
| 甘藷 | | | | | | | | | | 45,498.70 | 21,814,534 | 479 |
| 馬鈴薯 | | | | | | | | | | 5,405.80 | 3,084,382 | 571 |
| メークイン | | | | | | | 1,220.00 | 162,000 | 133 | 21,393.60 | 4,271,671 | 200 |
| 長山芋 | | | | | | | | | | 466,346.30 | 38,564,265 | 83 |
| らっきょう | | | | | | | | | | 722.50 | 72,009 | 100 |
| にんにく | | | | | | | | | | 4,056.00 | 312,561 | 77 |
| 生姜 | | | | | | | | | | 4,526.00 | 467,965 | 103 |
| アーリーレッド | | | | | | | | | | | | |
| 松茸 | | | | | | | | | | 1,744.68 | 131,726 | 76 |
| 椎茸 | | | | | | | | | | 27,510.44 | 14,761,929 | 537 |
| えのめ | 300.00 | 188,730 | 629 | | | | | | | 882,669.36 | 234,854,794 | 266 |
| なめこ | | | | | | | | | | 1,371,982.50 | 530,047,726 | 386 |
| マッシュルーム | | | | | | | | | | 22,959.88 | 27,166,202 | 1,183 |
| 貝 | | | | | | | | | | 455,102.44 | 183,268,762 | 403 |
| 大妙菜 | 8.00 | 35,683 | 4,460 | 8,338.00 | 26,508,775 | 3,179 | | | | 1,414.70 | 2,431,768 | 1,719 |
| 菜の花 | | | | | | | 155,752.25 | 275,953,078 | 1,772 | 633.05 | 674,337 | 1,065 |
| ハーブ類 | | | | | | | | | | 28,396.60 | 29,789,460 | 1,049 |
| その他香辛野菜 | 1.00 | 4,968 | 4,968 | 1.50 | 648 | 432 | 8,163.40 | 3,931,511 | 482 | 3,554.57 | 2,534,027 | 713 |
| 大梅 | | | | | | | | | | 35,334.00 | 16,349,805 | 463 |
| 小梅 | | | | 450.00 | 535,248 | 1,189 | | | | 11,941.00 | 5,557,223 | 465 |
| カボチャ | | | | 96.00 | 31,968 | 333 | 12,355.70 | 7,167,332 | 580 | 776.00 | 238,895 | 308 |
| ゆず | | | | | | | | | | 17,799.35 | 5,517,353 | 310 |
| もやし | | | | | | | | | | 3,139.00 | 1,353,248 | 431 |
| 筍 | | | | | | | 100.00 | 129,708 | 1,297 | 2,004.00 | 3,169,478 | 1,582 |
| 野菜加工品 | | | | | | | 970.00 | 845,447 | 872 | 232,528.80 | 89,391,964 | 384 |
| その他野菜 | 24.91 | 36,093 | 1,449 | 10.00 | 35,856 | 3,586 | 1,198.75 | 487,884 | 407 | 1,735,044.94 | 316,251,399 | 182 |
| 合計 | 124,993.91 | 18,994,300 | 152 | 281,798.50 | 67,636,055 | 240 | 527,262.68 | 594,229,497 | 1,127 | 37,202,924.97 | 8,789,989,470 | 236 |
| 鶏卵 | | | | | | | | | | 243,234.74 | 60,953,884 | 251 |

野菜品目別産地別取扱高表

| 品目 | 産地 | (県名) 宮崎県 | | | (中央市場) | | | (国名) 沖縄県 | | | (国名) 韓国 | | |
|---------|----|---------------|---------------|-----|---------------|---------------|-------|-----------|------------|-------|------------|-------------|--------|
| | | 数量(kg) | 金額 | 平均@ | 数量(kg) | 金額 | 平均@ | 数量(kg) | 金額 | 平均@ | 数量(kg) | 金額 | 平均@ |
| 大根 | 根 | 159,929.80 | 8,410,229 | 53 | 2,283,373.00 | 119,764,956 | 52 | | | | | | |
| かぼ | か | | | | 63.00 | 11,945 | 190 | | | | | | |
| 人参 | 参 | 122,960.00 | 9,062,031 | 74 | 1,273,509.80 | 110,844,973 | 87 | 5,350.00 | 347,004 | 65 | | | |
| ごぼう | う | 90,619.50 | 30,856,875 | 341 | 142,713.00 | 46,455,344 | 326 | | | | | | |
| れんこん | ん | | | | | | | | | | | | |
| たけのこ | の | 52,230.30 | 4,122,217 | 79 | 2,956.00 | 4,402,275 | 1,489 | | | | | | |
| ゆで | で | | | | | | | | | | | | |
| 白菜 | 菜 | 8,673,300.00 | 386,666,215 | 45 | 5,661,587.00 | 259,767,049 | 46 | | | | | | |
| キャベツ | ツ | 1,643,809.00 | 114,915,498 | 70 | 4,314,739.00 | 283,402,163 | 66 | | | | 144,000.00 | 12,999,852 | 90 |
| グリーンポウル | ル | 2,120.00 | 210,384 | 99 | 653,328.00 | 49,208,342 | 75 | | | | | | |
| 春菊 | 菊 | | | | | | | | | | | | |
| ほうれん草 | 草 | 32,966.50 | 11,161,656 | 339 | 10,259.80 | 7,490,619 | 730 | | | | | | |
| 青葱 | 葱 | 1,007.50 | 397,760 | 395 | 1,079.00 | 315,083 | 292 | | | | | | |
| 青分 | 分 | | | | | | | | | | | | |
| 白葱 | 葱 | 60,710.20 | 14,429,481 | 238 | 12,628.00 | 4,245,480 | 336 | | | | | | |
| ふき | き | | | | 12.60 | 3,130 | 248 | | | | | | |
| つわ | わ | 10,138.40 | 7,628,078 | 752 | 1,074.00 | 722,534 | 673 | | | | | | |
| みつば | つ | 135.00 | 47,520 | 352 | 33.00 | 37,584 | 1,139 | | | | | | |
| ら | ら | 536,875.30 | 258,212,236 | 481 | 1,025.00 | 507,600 | 495 | | | | | | |
| レタ | ス | 2,450.00 | 329,014 | 134 | 52,030.00 | 8,049,202 | 155 | | | | | | |
| サニーレタス | ス | 571.00 | 66,451 | 116 | 672.00 | 60,804 | 90 | | | | | | |
| グリーンリーフ | フ | 1,043.00 | 40,661 | 39 | 512.00 | 150,594 | 294 | | | | | | |
| セルリー | リー | | | | 60.00 | 6,998 | 117 | | | | | | |
| カリフラワー | ワ | | | | | | | | | | | | |
| ブロッコリー | リー | 24,672.00 | 14,324,711 | 581 | 13,070.00 | 5,352,232 | 410 | | | | | | |
| アスパラ | ラ | 40.00 | 864 | 22 | | | | | | | | | |
| パセリ | リ | | | | | | | | | | | | |
| チンゲンサイ | サイ | | | | 12.00 | 3,888 | 324 | | | | | | |
| かつお菜 | 菜 | | | | | | | | | | | | |
| サラダ | ダ | | | | | | | | | | | | |
| その他葉菜類 | 類 | 5,089.00 | 815,289 | 160 | 144,809.50 | 17,576,630 | 121 | 128.00 | 356,476 | 2,785 | | | |
| 茄子 | 子 | 15,855.20 | 5,131,595 | 324 | 9,359.50 | 2,779,240 | 297 | | | | 220.00 | 47,510 | 216 |
| トマト | ト | 60,775.26 | 11,741,852 | 193 | 38,704.50 | 11,009,052 | 284 | 1,759.00 | 367,263 | 209 | | | |
| きゅうり | リ | 249,194.70 | 72,994,977 | 293 | 1,036,370.00 | 297,478,688 | 287 | | | | | | |
| 南瓜 | 瓜 | 12,522.00 | 2,774,139 | 222 | 79,530.00 | 18,686,240 | 235 | 31,210.00 | 16,203,855 | 519 | 3,290.00 | 529,740 | 161 |
| 白瓜 | 瓜 | | | | | | | | | | | | |
| ピーマン | マン | 450,884.67 | 165,711,126 | 368 | 1,090,290.60 | 469,926,703 | 431 | 1,883.00 | 779,847 | 414 | 380,213.00 | 187,322,105 | 493 |
| ししとう | とう | 3,281.96 | 2,083,446 | 635 | 2.40 | 4,320 | 1,800 | | | | 33.00 | 50,324 | 1,525 |
| オクラ | ラ | 21,509.60 | 15,388,959 | 715 | 184,125.89 | 196,640,098 | 1,068 | 187.80 | 127,915 | 681 | | | |
| とうもろこし | し | 64,031.50 | 20,957,816 | 327 | 7,176.00 | 2,171,697 | 303 | 1,525.00 | 773,993 | 508 | | | |
| 米ナス | ス | 487.50 | 250,182 | 513 | 50.00 | 27,756 | 555 | | | | | | |
| ベテト | ト | 399,884.74 | 224,809,265 | 562 | 84,661.20 | 45,213,489 | 534 | | | | 10.50 | 8,748 | 833 |
| いんげん | ん | 292.07 | 284,433 | 974 | 39,932.34 | 39,771,394 | 996 | 1,751.80 | 1,221,890 | 698 | | | |
| きぬさや | や | | | | 11,437.10 | 15,601,960 | 1,364 | | | | 0.40 | 1,175 | 2,938 |
| きぬさや | や | | | | 42,466.12 | 36,000,228 | 848 | | | | | | |
| えんどう | う | 173.10 | 95,312 | 551 | 58,400.50 | 40,281,117 | 690 | | | | | | |
| えんどう | う | 812.00 | 182,270 | 224 | 40,243.40 | 22,613,526 | 562 | | | | | | |
| そら豆 | 豆 | 3,775.00 | 3,026,268 | 802 | 8,852.85 | 6,990,852 | 790 | | | | | | |
| 枝豆 | 豆 | 191.30 | 164,992 | 862 | 2.00 | 648 | 324 | 107.10 | 158,080 | 1,476 | | | |
| その他豆類 | 類 | 95,479.40 | 32,203,243 | 337 | 30,649.60 | 14,871,006 | 485 | 10.00 | 6,480 | 648 | | | |
| 里芋 | 芋 | 43,775.00 | 8,755,954 | 200 | | | | | | | 2,000.00 | 139,320 | 70 |
| 甘藷 | 藷 | 1,342,785.90 | 305,606,549 | 228 | 396,745.00 | 82,826,773 | 209 | | | | | | |
| 馬鈴薯 | 薯 | 5,450.00 | 550,769 | 101 | 883,974.20 | 119,398,982 | 135 | 1,400.00 | 45,360 | 32 | | | |
| メークイン | ン | 1,959.30 | 266,049 | 136 | 826,830.40 | 131,905,581 | 160 | | | | | | |
| 長芋 | 芋 | | | | | | | | | | | | |
| 山芋 | 芋 | | | | | | | | | | | | |
| らっきょう | ょう | 43,211.00 | 10,335,307 | 239 | 118,970.26 | 40,260,858 | 338 | 1,306.20 | 2,004,912 | 1,535 | | | |
| にんにく | く | | | | 3,635.00 | 2,706,281 | 745 | | | | | | |
| 生姜 | 姜 | 87,358.40 | 70,402,876 | 806 | | | | | | | | | |
| アーリーレッド | ッド | | | | | | | | | | | | |
| 松茸 | 茸 | | | | | | | | | | 1.80 | 58,320 | 32,400 |
| 生椎茸 | 茸 | 176,104.85 | 144,813,284 | 822 | 95.00 | 74,919 | 789 | | | | | | |
| えのめ | め | 81,250.07 | 21,264,016 | 262 | | | | | | | | | |
| なめこ | こ | | | | | | | | | | | | |
| マッシュルーム | ーム | | | | | | | | | | | | |
| 貝 | 貝 | | | | | | | | | | | | |
| 大葉 | 葉 | | | | | | | | | | | | |
| 大葉 | 葉 | | | | 40.55 | 52,856 | 1,303 | | | | | | |
| ハーブ類 | 類 | | | | 21.80 | 6,308 | 289 | | | | | | |
| その他香辛野菜 | 菜 | | | | 357.90 | 671,047 | 1,875 | 554.02 | 1,240,412 | 2,239 | | | |
| 大梅 | 梅 | 62.25 | 21,883 | 352 | 688.18 | 183,666 | 267 | 2,844.00 | 3,133,929 | 1,102 | | | |
| 小梅 | 梅 | | | | | | | | | | | | |
| カボス | ス | 39.40 | 23,229 | 590 | | | | | | | | | |
| ゆず | ず | 1,172.00 | 84,293 | 72 | | | | | | | | | |
| もやし | し | | | | | | | | | | | | |
| 筍 | 筍 | | | | | | | | | | | | |
| 野菜加工品 | 品 | 81,316.45 | 24,109,324 | 296 | 20,608.12 | 11,912,699 | 578 | | | | 60.00 | 28,080 | 468 |
| その他野菜 | 菜 | 305,414.35 | 105,619,792 | 346 | 66,714.75 | 14,777,076 | 221 | 32,113.06 | 13,255,361 | 413 | 80.00 | 45,986 | 575 |
| 合計 | 計 | 14,969,715.47 | 2,111,350,370 | 141 | 19,650,480.86 | 2,543,224,485 | 129 | 82,128.98 | 40,022,777 | 487 | 529,908.70 | 201,231,160 | 380 |
| 鶏卵 | 卵 | 204,329.83 | 48,203,254 | 236 | 11,869.80 | 2,686,179 | 226 | | | | | | |

野菜品目別産地別取扱高表

| 品目 | 産地 | (国名) 中国 | | | (中央市場) 台湾 | | | フィリピン | | | タイ | | |
|---------|------|---------------|---------------|-------|------------|-------------|-------|------------|------------|-----|-----------|------------|-------|
| | | 数量(kg) | 金額 | 平均@ | 数量(kg) | 金額 | 平均@ | 数量(kg) | 金額 | 平均@ | 数量(kg) | 金額 | 平均@ |
| 大根 | 根 | | | | | | | | | | | | |
| 人参 | 参 | 470,246.00 | 37,309,523 | 79 | 3,450.00 | 213,840 | 62 | | | | | | |
| ごぼう | ぼう | 582,590.00 | 67,327,935 | 116 | 100,970.00 | 15,872,220 | 157 | | | | | | |
| れんこん | こん | 1,330.00 | 574,560 | 432 | | | | | | | | | |
| たけのこ | のこ | 8,406.00 | 8,046,616 | 957 | | | | | | | | | |
| ゆで野菜 | 野菜 | | | | | | | | | | | | |
| キャベツ | ツ | 484,595.00 | 32,464,951 | 67 | | | | | | | | | |
| グリーンポウ | ポウ | | | | | | | | | | | | |
| 春菊 | 菊 | | | | | | | | | | | | |
| ほうれん草 | 草 | | | | | | | | | | | | |
| 青葱 | 葱 | 360.00 | 106,488 | 296 | | | | | | | | | |
| 白葱 | 葱 | 282,332.00 | 50,058,362 | 177 | | | | | | | | | |
| ふつ | つ | | | | | | | | | | | | |
| みつば | つば | | | | | | | | | | | | |
| にら | ら | | | | | | | | | | | | |
| レタス | タス | | | | 750,935.00 | 112,193,849 | 149 | | | | | | |
| サニーレタス | レタス | | | | | | | | | | | | |
| グリーンリーフ | リーフ | | | | | | | | | | | | |
| セルリー | リー | | | | | | | | | | | | |
| カリフラワー | ラワー | | | | | | | | | | | | |
| ブロッコリー | コリー | 36,690.00 | 13,645,835 | 372 | | | | | | | | | |
| アスパラ | パ | | | | | | | | | | 375.80 | 750,848 | 1,998 |
| パセリ | セリ | | | | | | | | | | | | |
| チンゲンサイ | サイ | | | | | | | | | | | | |
| かつお菜 | 菜 | | | | | | | | | | | | |
| さらた | ら | | | | | | | | | | | | |
| その他葉菜類 | 葉菜類 | 23,386.80 | 11,141,118 | 476 | 1,865.00 | 3,009,528 | 1,614 | | | | | | |
| 茄子 | 子 | | | | | | | | | | | | |
| トマト | ト | | | | | | | | | | | | |
| きゅうり | り | | | | | | | | | | | | |
| 南瓜 | 瓜 | | | | | | | | | | | | |
| 白瓜 | 瓜 | | | | | | | | | | | | |
| ピーマン | マン | 1,286.60 | 985,197 | 766 | | | | | | | | | |
| ししとう | とう | | | | | | | | | | | | |
| オクラ | クラ | | | | | | | 100,403.00 | 67,146,059 | 669 | 6,542.80 | 4,689,880 | 717 |
| とうもろこし | こし | | | | | | | | | | | | |
| 米ナス | ナス | | | | | | | | | | | | |
| ベテト | ト | | | | | | | | | | | | |
| いんげん | げん | | | | | | | | | | | | |
| きぬさや | さや | 100.00 | 27,000 | 270 | | | | | | | 58.00 | 15,660 | 270 |
| さやえんどう | えんどう | 96.00 | 67,392 | 702 | | | | | | | 1,112.00 | 890,914 | 801 |
| 実えんどう | えんどう | | | | | | | | | | | | |
| そら豆 | 豆 | | | | 7.80 | 4,212 | 540 | | | | | | |
| 枝豆 | 豆 | | | | | | | | | | | | |
| その他豆類 | 豆類 | | | | | | | | | | | | |
| 里芋 | 芋 | 169,142.50 | 38,944,747 | 230 | | | | | | | | | |
| 玉葱 | 葱 | 2,337,545.00 | 184,088,479 | 79 | | | | | | | 320.00 | 3,456 | 11 |
| 甘藷 | 藷 | | | | | | | | | | | | |
| 馬鈴薯 | 薯 | | | | | | | | | | | | |
| メークイ | イ | | | | | | | | | | | | |
| 長芋 | 芋 | 1,070.00 | 185,760 | 174 | | | | | | | | | |
| 山の芋 | 芋 | | | | | | | | | | | | |
| らっきょう | ょう | | | | | | | | | | | | |
| にんにく | にく | 240,366.00 | 83,652,469 | 348 | | | | | | | | | |
| 生姜 | 姜 | 132,165.70 | 39,484,973 | 299 | | | | | | | | | |
| アーリーレッド | レッド | 20.00 | 2,268 | 113 | | | | | | | | | |
| 松茸 | 茸 | 6,318.20 | 54,153,722 | 8,571 | | | | | | | | | |
| 生椎茸 | 茸 | 10,495.00 | 7,518,118 | 716 | | | | | | | | | |
| えのめ | め | | | | | | | | | | | | |
| しめじ | じ | | | | | | | | | | | | |
| なめこ | こ | | | | | | | | | | | | |
| マッシュルーム | ーム | | | | | | | | | | | | |
| 貝割れ | 割れ | | | | | | | | | | | | |
| 大葉 | 葉 | 106.00 | 368,929 | 3,480 | | | | | | | | | |
| 妙葉 | 葉 | | | | | | | | | | | | |
| 菜の花 | 花 | | | | | | | | | | | | |
| ハーブ | ーブ | | | | | | | | | | | | |
| その他香辛野菜 | 香辛野菜 | 76.75 | 144,960 | 1,889 | | | | | | | 29,638.10 | 33,147,075 | 1,118 |
| 大梅 | 梅 | | | | | | | | | | | | |
| 小梅 | 梅 | | | | | | | | | | | | |
| カボス | ボス | | | | | | | | | | | | |
| ゆず | ず | | | | | | | | | | | | |
| もやし | やし | | | | | | | | | | | | |
| 筍 | 筍 | 16,223.25 | 7,486,181 | 461 | | | | | | | | | |
| 野菜加工品 | 加工品 | 5,579,996.60 | 508,992,317 | 91 | 170.50 | 87,347 | 512 | | | | 6,276.00 | 2,682,017 | 427 |
| その他野菜 | 野菜 | 25,922.10 | 8,849,931 | 341 | | | | 112.00 | 38,070 | 340 | | | |
| 合計 | 計 | 10,410,865.50 | 1,155,627,831 | 111 | 857,398.30 | 131,380,996 | 153 | 100,515.00 | 67,184,129 | 668 | 44,322.70 | 42,179,850 | 952 |
| 鶏卵 | 卵 | | | | | | | | | | | | |

野菜品目別産地別取扱高表

| 品目 | 産地 | (国名) アメリカ (中央市場) | | | ニュージーランド | | | オーストラリア | | | ヨーロッパ | | | イスラエル | | |
|----------|----------|------------------|-------------|-------|--------------|-------------|-------|-----------|-----------|-------|-----------|------------|-------|--------|--------|--------|
| | | 数量(kg) | 金額 | 平均@ | 数量(kg) | 金額 | 平均@ | 数量(kg) | 金額 | 平均@ | 数量(kg) | 金額 | 平均@ | 数量(kg) | 金額 | 平均@ |
| 大根 | 根 | | | | | | | | | | | | | | | |
| 人参 | 人参 | 190.00 | 102,600 | 540 | | | | | | | | | | | | |
| ごぼう | ごぼう | | | | | | | | | | | | | | | |
| れんこん | れんこん | | | | | | | | | | | | | | | |
| たけのこ | たけのこ | | | | | | | | | | | | | | | |
| ゆでたまご | ゆでたまご | | | | | | | | | | | | | | | |
| 白キャベツ | 白キャベツ | | | | | | | | | | | | | | | |
| グリーンポウチン | グリーンポウチン | | | | | | | | | | | | | | | |
| 春ほうれん草 | 春ほうれん草 | | | | | | | | | | | | | | | |
| 青分葱 | 青分葱 | | | | | | | | | | | | | | | |
| 白ふつま | 白ふつま | | | | | | | | | | | | | | | |
| つばき | つばき | | | | | | | | | | | | | | | |
| レタ | レタ | 8,574.00 | 2,253,370 | 263 | | | | | | | | | | | | |
| サニーレタス | サニーレタス | | | | | | | | | | | | | | | |
| グリーンリーフ | グリーンリーフ | | | | | | | | | | | | | | | |
| セルリー | セルリー | 175.00 | 38,232 | 218 | 70.00 | 103,680 | 1,481 | | | | 650.00 | 944,352 | 1,453 | | | |
| カリフラワー | カリフラワー | | | | | | | | | | | | | | | |
| ブロッコリー | ブロッコリー | 136,176.00 | 52,332,421 | 384 | 2,950.00 | 1,172,767 | 398 | 80.00 | 7,560 | 94 | | | | | | |
| アスパラ | アスパラ | 115.60 | 157,896 | 1,366 | | | | 5,300.50 | 6,064,369 | 1,144 | | | | | | |
| パセリ | パセリ | | | | | | | | | | | | | | | |
| チンゲンサイ | チンゲンサイ | | | | | | | | | | | | | | | |
| かつお菜 | かつお菜 | | | | | | | | | | | | | | | |
| サラダ菜 | サラダ菜 | | | | | | | | | | | | | | | |
| その他葉菜類 | その他葉菜類 | 46,728.00 | 29,528,071 | 632 | 1,155.00 | 1,117,368 | 967 | 350.00 | 401,058 | 1,146 | 6,324.00 | 9,271,800 | 1,466 | | | |
| 茄子 | 茄子 | | | | | | | | | | | | | | | |
| トマト | トマト | 39,800.00 | 19,741,504 | 496 | 63,804.00 | 32,118,254 | 503 | | | | | | | | | |
| きゅうり | きゅうり | | | | | | | | | | | | | | | |
| 南瓜 | 南瓜 | | | | 1,220,750.00 | 152,764,264 | 125 | | | | | | | | | |
| 白瓜 | 白瓜 | | | | | | | | | | | | | | | |
| ピーマン | ピーマン | | | | 44,300.00 | 32,072,118 | 724 | | | | 24,200.00 | 16,127,664 | 666 | | | |
| ししとう | ししとう | | | | 6.00 | 15,876 | 2,646 | | | | | | | | | |
| オクラ | オクラ | | | | | | | | | | | | | | | |
| とうもろこし | とうもろこし | | | | | | | | | | | | | | | |
| 米ナス | 米ナス | | | | | | | | | | | | | | | |
| ベテト | ベテト | | | | | | | | | | | | | | | |
| いんげん | いんげん | | | | | | | | | | | | | | | |
| きぬさや | きぬさや | | | | | | | | | | | | | | | |
| さやえんどう | さやえんどう | | | | | | | | | | | | | | | |
| 実えんどう | 実えんどう | | | | | | | | | | 20.00 | 3,240 | 162 | | | |
| そら豆 | そら豆 | | | | | | | | | | | | | | | |
| 枝豆 | 枝豆 | | | | | | | | | | | | | | | |
| その他豆類 | その他豆類 | | | | | | | | | | | | | | | |
| 里芋 | 里芋 | 10,913.70 | 1,184,340 | 109 | 26,650.00 | 3,102,624 | 116 | | | | | | | | | |
| 甘藷 | 甘藷 | | | | | | | | | | | | | | | |
| 馬鈴薯 | 馬鈴薯 | | | | | | | | | | | | | | | |
| メークイ | メークイ | | | | | | | | | | | | | | | |
| 長山 | 長山 | | | | | | | | | | | | | | | |
| のらびん | のらびん | | | | | | | | | | 1,405.50 | 1,215,972 | 865 | | | |
| しょうが | しょうが | | | | | | | | | | | | | | | |
| アーリーレッド | アーリーレッド | 45,395.00 | 10,855,512 | 239 | 53,850.00 | 13,103,964 | 243 | | | | | | | | | |
| 松茸 | 松茸 | 2,376.00 | 13,954,782 | 5,873 | | | | | | | 527.40 | 3,108,402 | 5,894 | | | |
| 椎茸 | 椎茸 | | | | | | | | | | | | | | | |
| えのめ | えのめ | | | | | | | | | | | | | | | |
| なめこ | なめこ | | | | | | | | | | | | | | | |
| マッシュルーム | マッシュルーム | | | | | | | | | | | | | | | |
| 貝わら | 貝わら | | | | | | | | | | | | | | | |
| 大葉 | 大葉 | | | | | | | | | | | | | | | |
| 妙葉 | 妙葉 | | | | | | | | | | | | | | | |
| 菜の花 | 菜の花 | | | | | | | | | | | | | | | |
| ハーブ類 | ハーブ類 | 117.50 | 176,904 | 1,506 | | | | | | | | | | 1.70 | 19,830 | 11,665 |
| その他香辛野菜 | その他香辛野菜 | | | | 180.00 | 260,712 | 1,448 | 1,155.00 | 1,603,692 | 1,388 | 1,142.00 | 1,762,952 | 1,544 | | | |
| 大梅 | 大梅 | | | | | | | | | | | | | | | |
| 小梅 | 小梅 | | | | | | | | | | | | | | | |
| カボチャ | カボチャ | | | | | | | | | | | | | | | |
| ゆず | ゆず | | | | | | | | | | | | | | | |
| もやし | もやし | | | | | | | | | | | | | | | |
| 筍 | 筍 | | | | | | | | | | | | | | | |
| 野菜加工品 | 野菜加工品 | | | | | | | | | | | | | | | |
| その他野菜 | その他野菜 | 9.00 | 29,862 | 3,318 | | | | 4,115.00 | 1,901,602 | 438 | 5,165.50 | 3,560,652 | 689 | | | |
| 合計 | 合計 | 290,569.80 | 130,355,494 | 449 | 1,413,715.00 | 235,831,627 | 167 | 11,000.50 | 9,878,281 | 898 | 39,434.40 | 35,995,034 | 913 | 1.70 | 19,830 | 11,665 |
| 鶏卵 | 鶏卵 | | | | | | | | | | | | | | | |

野菜品目別産地別取扱高表

| 産地 | (国名) カナダ | | | (中央市場) 中南米 | | | その他外国 | | | 合計 | | |
|---------|----------|-----------|-------|------------|-------------|--------|-----------|-----------|-------|----------------|----------------|-------|
| | 数量(kg) | 金額 | 平均@ | 数量(kg) | 金額 | 平均@ | 数量(kg) | 金額 | 平均@ | 数量(kg) | 金額 | 平均@ |
| 大根 | | | | | | | | | | 18,856,232.60 | 1,118,889,189 | 59 |
| かぼち | | | | | | | | | | 757,481.14 | 64,997,285 | 86 |
| 人参 | | | | | | | | | | 10,366,789.25 | 987,665,958 | 95 |
| ごぼう | | | | | | | | | | 2,192,906.25 | 435,169,967 | 198 |
| れんこん | | | | | | | | | | 1,365,016.20 | 433,669,801 | 318 |
| たけのこ | | | | | | | | | | 224,845.50 | 58,680,244 | 261 |
| ゆで筍 | | | | | | | | | | 22,995.62 | 24,562,153 | 1,068 |
| 白菜 | | | | | | | | | | 42,634,106.50 | 2,517,001,781 | 59 |
| キャベツ | | | | | | | | | | 32,430,097.20 | 2,429,834,464 | 75 |
| グリーンポウル | | | | | | | | | | 1,612,096.00 | 149,182,230 | 93 |
| 春菊 | | | | | | | | | | 473,801.00 | 293,149,045 | 619 |
| ほうれん草 | | | | | | | | | | 1,208,991.12 | 598,330,924 | 495 |
| 青葱 | | | | | | | | | | 967,201.25 | 722,160,217 | 747 |
| 分葱 | | | | | | | | | | 4,257.24 | 3,638,898 | 855 |
| 白ふ | | | | | | | | | | 2,945,060.60 | 947,700,743 | 322 |
| つばき | | | | | | | | | | 44,728.15 | 13,335,274 | 298 |
| みつば | | | | | | | | | | 18,221.80 | 13,549,117 | 744 |
| にら | | | | | | | | | | 161,703.35 | 77,919,529 | 482 |
| レタス | | | | | | | | | | 1,553,272.20 | 787,723,831 | 507 |
| サニーレタス | | | | | | | | | | 13,745,957.00 | 1,921,325,564 | 140 |
| グリーンリーフ | | | | | | | | | | 1,416,639.50 | 343,042,393 | 242 |
| セルリー | | | | | | | | | | 1,112,990.50 | 307,556,989 | 276 |
| カリフラワー | | | | | | | | | | 525,736.50 | 133,480,374 | 254 |
| ブロッコリー | | | | 100.00 | 15,876 | 159 | | | | 325,310.75 | 44,320,754 | 136 |
| アスパラ | | | | 51,233.70 | 58,289,794 | 1,138 | | | | 2,216,044.70 | 740,689,668 | 334 |
| パセリ | | | | | | | | | | 704,394.36 | 781,393,930 | 1,109 |
| チンゲンサイ | | | | | | | | | | 82,568.57 | 106,724,901 | 1,293 |
| かつお菜 | | | | | | | | | | 341,487.88 | 107,862,305 | 316 |
| サラダ | | | | | | | | | | 61,081.40 | 23,197,236 | 380 |
| その他葉菜類 | | | | 6,738.50 | 4,360,738 | 647 | | | | 92,396.00 | 42,090,114 | 456 |
| 茄子 | | | | | | | | | | 3,915,459.69 | 1,423,147,916 | 363 |
| トマト | 6,872.00 | 3,485,942 | 507 | | | | | | | 3,943,394.49 | 1,337,155,553 | 339 |
| きゅうり | | | | | | | | | | 9,797,652.52 | 2,913,929,286 | 297 |
| 南瓜 | | | | 887,237.00 | 134,068,653 | 151 | 39,750.00 | 5,091,543 | 128 | 8,274,417.22 | 2,327,602,495 | 281 |
| 白瓜 | | | | | | | | | | 4,646,984.80 | 661,845,886 | 142 |
| ピーマン | | | | | | | | | | 76,179.00 | 6,480,122 | 85 |
| ししとう | | | | | | | | | | 3,101,891.83 | 1,332,244,378 | 429 |
| オクラ | | | | | | | | | | 124,134.91 | 167,398,335 | 1,349 |
| とうもろこし | | | | | | | | | | 437,324.53 | 374,267,107 | 856 |
| 米ナス | | | | | | | | | | 622,625.50 | 147,627,062 | 237 |
| テトマト | | | | | | | | | | 93,447.03 | 33,052,242 | 354 |
| いんげん | | | | | | | 7,578.00 | 4,252,070 | 561 | 2,533,846.35 | 1,299,548,677 | 513 |
| きぬさや | | | | 67.00 | 93,831 | 1,400 | | | | 138,708.21 | 120,136,528 | 866 |
| さやえんどう | | | | 565.00 | 571,931 | 1,012 | | | | 22,196.66 | 35,229,253 | 1,587 |
| 実えんどう | | | | | | | | | | 96,937.31 | 90,572,772 | 934 |
| そら豆 | | | | | | | | | | 74,486.90 | 48,858,954 | 656 |
| 枝豆 | | | | | | | | | | 76,862.40 | 37,947,735 | 494 |
| その他豆類 | | | | | | | | | | 70,727.10 | 45,233,171 | 640 |
| 里芋 | | | | | | | | | | 5,858.20 | 3,468,300 | 592 |
| 玉葱 | | | | | | | | | | 692,963.20 | 184,833,847 | 267 |
| 甘藷 | | | | | | | | | | 27,163,182.90 | 2,542,299,119 | 94 |
| 馬鈴薯 | | | | | | | | | | 2,841,078.90 | 652,150,875 | 230 |
| メークイ | | | | | | | | | | 5,093,603.20 | 573,716,931 | 113 |
| 長芋 | | | | | | | | | | 6,519,514.50 | 811,638,263 | 124 |
| 山の芋 | | | | | | | | | | 2,260,530.00 | 791,153,317 | 350 |
| らっきょう | | | | | | | | | | 28,684.70 | 22,670,131 | 790 |
| にんにく | | | | | | | | | | 218,421.10 | 87,605,192 | 401 |
| 生姜 | | | | | | | | | | 342,555.47 | 194,867,018 | 569 |
| アーリーレッド | | | | | | | | | | 758,447.40 | 426,593,527 | 562 |
| 松茸 | 988.20 | 5,530,677 | 5,597 | 264.60 | 2,708,909 | 10,238 | | | | 222,192.78 | 41,010,261 | 185 |
| 椎茸 | | | | | | | | | | 10,531.65 | 82,912,600 | 7,873 |
| えのめ | | | | | | | | | | 1,129,581.92 | 974,439,978 | 863 |
| しめじ | | | | | | | | | | 2,518,261.18 | 678,617,058 | 269 |
| なめこ | | | | | | | | | | 1,799,667.58 | 757,269,276 | 421 |
| マッシュルーム | | | | | | | | | | 301,854.20 | 142,332,957 | 472 |
| 貝 | | | | | | | | | | 101,063.58 | 108,016,592 | 1,069 |
| 大葉 | | | | | | | | | | 480,809.30 | 211,024,276 | 439 |
| 大葉 | | | | | | | | | | 180,552.04 | 495,434,512 | 2,744 |
| 妙花 | | | | | | | | | | 156,902.00 | 277,149,524 | 1,766 |
| ハーブ | | | | | | | | | | 49,607.33 | 49,391,793 | 996 |
| その他香辛野菜 | 1.00 | 2,484 | 2,484 | | | | | | | 13,598.93 | 17,470,370 | 1,285 |
| 大梅 | | | | | | | | | | 287,471.94 | 579,960,245 | 2,017 |
| 小梅 | | | | | | | | | | 193,451.90 | 102,120,983 | 528 |
| カボス | | | | | | | | | | 17,965.50 | 9,565,372 | 532 |
| ゆず | | | | | | | | | | 48,944.00 | 21,786,283 | 445 |
| もやし | | | | | | | | | | 71,959.45 | 26,087,012 | 363 |
| 筍 | | | | | | | | | | 522,112.50 | 98,748,601 | 189 |
| 野菜加工品 | | | | | | | | | | 18,597.25 | 10,958,275 | 589 |
| その他野菜 | | | | | | | | | | 6,069,664.21 | 767,197,431 | 126 |
| 合計 | -1.00 | -2,484 | 2,484 | | | | 15.90 | 16,436 | 1,034 | 6,300,930.20 | 1,667,511,724 | 265 |
| 鶏卵 | 7,860.20 | 9,016,619 | 1,147 | 946,205.80 | 200,109,732 | 211 | 47,326.30 | 9,323,783 | 197 | 242,932,245.59 | 42,041,123,993 | 173 |
| | | | | | | | | | | 477,672.57 | 115,382,623 | 242 |

野菜目別月別取扱高表

| | | (中央市場) | | | | | | | | |
|--------|------------|---------------|---------------|------------|---------------|---------------|------------|---------------|---------------|-----------|
| 月 | 品目 | 1月 | | | 2月 | | | 3月 | | |
| | | 数量(kg) | 金額 | 平均@ | 数量(kg) | 金額 | 平均@ | 数量(kg) | 金額 | 平均@ |
| 根菜類 | 大根 | 1,760,602.00 | 77,661,773 | 44 | 1,726,332.60 | 72,018,323 | 42 | 1,578,586.00 | 61,591,182 | 39 |
| | かぶ | 155,263.50 | 7,039,030 | 45 | 95,198.20 | 5,061,338 | 53 | 12,084.80 | 1,030,754 | 85 |
| | 人参 | 841,332.00 | 70,191,477 | 83 | 788,529.40 | 66,486,340 | 84 | 1,243,787.10 | 104,365,718 | 84 |
| | ごぼう | 146,546.40 | 37,649,037 | 257 | 162,255.90 | 41,434,720 | 255 | 162,642.20 | 42,682,455 | 262 |
| | れんこん | 148,239.00 | 31,147,599 | 210 | 172,666.50 | 36,315,828 | 210 | 172,463.50 | 45,601,861 | 264 |
| 葉菜類 | たけのこ | 1,991.60 | 2,209,723 | 1,110 | 4,210.25 | 5,071,573 | 1,205 | 22,617.05 | 17,218,844 | 761 |
| | ゆで筍 | 0.80 | 1,782 | 2,228 | 3.32 | 8,267 | 2,490 | 528.43 | 1,084,076 | 2,052 |
| | 白キャベツ | 4,138,423.00 | 164,900,200 | 40 | 3,833,552.50 | 148,425,005 | 39 | 2,873,900.00 | 140,842,809 | 49 |
| | レッドキャベツ | 2,119,591.00 | 133,712,183 | 63 | 2,359,818.00 | 136,451,658 | 58 | 2,549,718.20 | 133,110,054 | 52 |
| | 春菊 | 77,594.00 | 4,743,899 | 61 | 81,376.00 | 5,089,338 | 63 | 77,164.00 | 5,106,500 | 66 |
| | ほうれん草 | 64,963.25 | 41,758,786 | 643 | 63,887.70 | 27,601,922 | 432 | 47,582.45 | 15,488,234 | 326 |
| | 青葱 | 113,328.04 | 48,012,863 | 424 | 142,638.13 | 47,573,997 | 334 | 132,308.19 | 50,193,466 | 379 |
| | 青分葱 | 73,769.20 | 53,724,236 | 728 | 74,373.60 | 44,160,626 | 594 | 80,561.70 | 43,013,593 | 534 |
| | 白葱 | 533.30 | 650,311 | 1,219 | 937.24 | 861,962 | 920 | 1,798.00 | 1,058,289 | 589 |
| | ふき | 322,910.00 | 88,073,473 | 273 | 286,215.90 | 69,797,553 | 244 | 241,311.60 | 53,387,922 | 221 |
| 菜類 | みつば | 6,570.10 | 1,795,110 | 273 | 8,164.50 | 2,307,060 | 283 | 9,803.70 | 3,069,356 | 313 |
| | みつば | 11,352.70 | 6,901,570 | 608 | 14,163.60 | 5,138,530 | 363 | 16,011.00 | 6,094,848 | 381 |
| | にら | 11,293.40 | 83,007,017 | 739 | 121,378.00 | 76,858,000 | 633 | 143,344.30 | 59,574,919 | 416 |
| | レタ | 1,158,975.00 | 166,012,658 | 143 | 998,683.00 | 124,042,955 | 124 | 1,078,463.00 | 136,736,557 | 127 |
| | サニーレタス | 86,510.50 | 20,039,145 | 232 | 95,576.00 | 17,281,792 | 181 | 111,136.00 | 20,411,926 | 184 |
| | グリーンリーフ | 73,742.00 | 16,193,359 | 220 | 79,924.00 | 15,832,320 | 198 | 81,156.50 | 15,729,812 | 194 |
| | セルリー | 45,008.00 | 7,722,555 | 172 | 43,536.00 | 7,876,408 | 181 | 48,250.50 | 9,434,060 | 196 |
| | カリフラワー | 61,285.75 | 7,284,995 | 119 | 53,999.00 | 6,940,801 | 129 | 26,920.00 | 4,585,471 | 170 |
| | ブロッコリー | 236,474.00 | 79,325,581 | 335 | 252,569.00 | 71,736,775 | 284 | 257,201.00 | 79,839,709 | 310 |
| | アスパラ | 11,989.30 | 22,028,335 | 1,837 | 32,287.00 | 42,704,888 | 1,323 | 86,396.30 | 116,331,099 | 1,346 |
| | パセリ | 6,886.75 | 6,312,460 | 917 | 6,204.80 | 4,967,715 | 801 | 6,916.70 | 5,481,259 | 792 |
| | チンゲンサイ | 24,280.20 | 7,627,418 | 314 | 27,075.20 | 6,351,478 | 235 | 31,580.00 | 6,432,289 | 204 |
| | かたお菜 | 9,188.90 | 3,596,273 | 391 | 1,274.30 | 196,891 | 155 | 216.30 | 20,390 | 94 |
| | カラダ | 6,243.00 | 2,942,960 | 471 | 6,096.00 | 2,337,725 | 383 | 8,700.00 | 2,790,437 | 321 |
| | その他葉菜類 | 276,943.19 | 121,714,885 | 439 | 286,843.11 | 86,966,566 | 303 | 351,138.92 | 103,379,668 | 294 |
| 果菜類 | 茄子 | 189,210.20 | 74,101,064 | 392 | 190,281.10 | 87,865,217 | 462 | 333,027.35 | 120,321,804 | 361 |
| | トマト | 590,131.72 | 144,918,400 | 246 | 478,215.26 | 148,586,323 | 311 | 585,926.93 | 208,757,917 | 356 |
| | きゅうり | 439,478.20 | 179,154,912 | 408 | 454,335.10 | 150,134,667 | 330 | 661,492.52 | 183,920,968 | 278 |
| | 南瓜 | 205,537.00 | 33,302,926 | 162 | 301,606.00 | 40,321,244 | 134 | 344,783.00 | 47,323,592 | 137 |
| | 白瓜 | | | | 711.00 | 107,633 | 151 | 722.00 | 102,566 | 142 |
| | ピーマン | 182,603.40 | 112,202,999 | 614 | 192,411.90 | 125,586,492 | 653 | 233,329.60 | 135,465,546 | 581 |
| | ししとう | 6,251.20 | 10,305,905 | 1,649 | 7,055.10 | 9,397,469 | 1,332 | 8,307.00 | 10,440,946 | 1,257 |
| | オクラ | 10,422.40 | 8,930,518 | 857 | 12,592.20 | 8,911,789 | 708 | 18,012.60 | 12,809,804 | 711 |
| | とうもろこし | 45.00 | 18,598 | 413 | 300.00 | 124,113 | 414 | 410.00 | 223,409 | 545 |
| | 米ナス | 4,710.20 | 1,754,946 | 373 | 4,614.00 | 1,722,578 | 373 | 5,457.00 | 1,749,006 | 321 |
| | ベトナムト | 188,507.41 | 86,395,871 | 458 | 145,271.42 | 82,901,250 | 571 | 176,915.89 | 104,318,885 | 590 |
| | 豆類 | いんげん | 8,929.60 | 8,609,381 | 964 | 8,260.40 | 7,922,246 | 959 | 10,617.30 | 9,856,008 |
| きぬさや | | 1,849.20 | 2,043,357 | 1,105 | 2,094.90 | 2,372,475 | 1,133 | 2,363.70 | 2,987,153 | 1,264 |
| さやえんどう | | 11,822.00 | 9,188,130 | 777 | 12,814.60 | 13,220,590 | 1,032 | 18,143.50 | 16,888,466 | 931 |
| 実えんどう | | 6,908.00 | 3,935,142 | 570 | 12,109.50 | 7,873,033 | 650 | 15,516.30 | 10,835,768 | 698 |
| そら豆 | | 4,376.00 | 2,832,419 | 647 | 8,879.00 | 5,836,805 | 657 | 15,593.00 | 7,588,352 | 487 |
| 枝豆 | | | | | | | | 7.80 | 4,212 | 540 |
| その他豆類 | | 6.00 | 2,592 | 432 | | | | | | |
| 里芋 | | 91,011.30 | 24,639,673 | 271 | 53,270.70 | 15,080,958 | 283 | 41,967.20 | 11,977,158 | 285 |
| 玉葱 | | 1,651,737.10 | 213,006,937 | 129 | 1,650,416.50 | 224,269,897 | 136 | 2,360,126.10 | 279,303,157 | 118 |
| 甘藷 | | 320,324.40 | 69,298,270 | 216 | 338,872.20 | 66,404,381 | 196 | 325,102.00 | 63,175,135 | 194 |
| 馬鈴薯 | 392,055.20 | 38,638,384 | 99 | 369,277.20 | 35,756,475 | 97 | 302,147.40 | 44,699,202 | 148 | |
| 薯類 | メーカーイン芋 | 492,954.60 | 53,763,828 | 109 | 475,113.20 | 46,599,699 | 98 | 614,412.20 | 60,904,322 | 99 |
| | 長山芋 | 136,090.00 | 51,811,895 | 381 | 155,320.00 | 57,215,642 | 368 | 198,870.00 | 73,198,171 | 368 |
| | 山の芋 | 2,156.50 | 1,860,233 | 863 | 1,608.00 | 1,343,412 | 835 | 1,800.00 | 1,537,779 | 854 |
| | らっきょう | 187.05 | 259,835 | 1,389 | 500.31 | 679,178 | 1,358 | 582.90 | 935,182 | 1,604 |
| | らんにく | 22,719.20 | 14,860,583 | 654 | 25,308.00 | 14,290,181 | 565 | 28,229.00 | 16,701,767 | 592 |
| | 生姜 | 40,934.80 | 24,684,144 | 603 | 41,159.20 | 24,729,975 | 601 | 48,262.40 | 30,029,090 | 622 |
| | アーリーレッド | 9,210.00 | 2,197,066 | 239 | 11,775.00 | 2,780,604 | 236 | 16,595.00 | 3,534,829 | 213 |
| | 松茸 | | | | | | | | | |
| | 生椎茸 | 85,711.69 | 99,013,725 | 1,155 | 91,152.05 | 79,752,127 | 875 | 104,452.46 | 74,591,968 | 714 |
| 茸類 | えのき | 258,482.75 | 77,798,617 | 301 | 218,016.00 | 64,656,729 | 297 | 215,557.50 | 51,523,204 | 239 |
| | しめじ | 159,342.70 | 81,025,327 | 508 | 159,530.10 | 69,976,222 | 439 | 176,565.10 | 64,916,069 | 368 |
| | なめこ | 20,872.00 | 9,750,716 | 467 | 22,955.50 | 10,786,499 | 470 | 25,064.55 | 11,761,640 | 469 |
| | マッシュルーム | 7,656.86 | 9,135,830 | 1,193 | 7,423.74 | 7,832,760 | 1,055 | 9,021.56 | 8,575,029 | 951 |
| | 香辛 | 32,598.81 | 13,763,609 | 422 | 32,603.97 | 15,580,853 | 478 | 37,766.06 | 17,536,068 | 464 |
| | 大葉 | 14,494.50 | 36,606,005 | 2,526 | 15,316.59 | 28,742,841 | 1,877 | 17,326.10 | 33,135,728 | 1,912 |
| | 妙薬 | 4,210.00 | 10,526,504 | 2,500 | 3,238.00 | 7,392,626 | 2,283 | 6,916.00 | 14,905,654 | 2,155 |
| 雑物類 | 菜の花 | 12,079.17 | 9,428,606 | 781 | 16,211.45 | 13,690,475 | 844 | 12,381.19 | 15,214,309 | 1,229 |
| | ハーブ類 | 1,040.40 | 1,149,909 | 1,105 | 1,028.47 | 1,149,198 | 1,117 | 1,128.30 | 1,372,779 | 1,217 |
| | その他香辛野菜 | 16,774.31 | 37,831,355 | 2,255 | 18,377.57 | 39,703,971 | 2,160 | 22,078.05 | 49,704,621 | 2,251 |
| | その他 | | | | | | | | | |
| その他 | 大カボス | 2,458.20 | 1,209,578 | 492 | 1,922.60 | 927,784 | 483 | 150.00 | 478,653 | 3,191 |
| | ゆづ | 2,730.70 | 1,330,774 | 487 | 2,952.50 | 1,612,409 | 546 | 2,437.00 | 1,208,953 | 496 |
| | もやし | 45,583.80 | 8,628,029 | 189 | 44,414.00 | 8,406,557 | 189 | 47,551.50 | 9,010,532 | 189 |
| | 筍 | 1,430.00 | 969,003 | 678 | 980.00 | 759,429 | 775 | 1,583.00 | 994,895 | 628 |
| | 野菜加工品 | 396,254.44 | 60,527,651 | 153 | 567,441.34 | 69,023,584 | 122 | 612,853.96 | 71,149,379 | 116 |
| | その他野菜 | 507,496.20 | 197,514,288 | 389 | 451,138.83 | 116,123,482 | 257 | 487,470.31 | 129,330,327 | 265 |
| | 合計 | 18,672,214.09 | 3,142,908,227 | 168 | 18,430,304.85 | 2,897,481,896 | 157 | 19,608,854.67 | 3,304,962,801 | 169 |
| 鶏卵 | 37,986.12 | 7,115,222 | 187 | 37,040.65 | 8,041,863 | 217 | 40,957.02 | 9,359,418 | 229 | |

野菜品目別月別取扱高表

(中央市場)

| 品目 | 月 | 4月 | | | 5月 | | | 6月 | | |
|----------|---|---------------|---------------|-------|---------------|---------------|-------|---------------|---------------|-------|
| | | 数量(kg) | 金額 | 平均@ | 数量(kg) | 金額 | 平均@ | 数量(kg) | 金額 | 平均@ |
| 大根 | | 1,335,888.00 | 74,265,868 | 56 | 1,151,621.00 | 73,630,730 | 64 | 1,138,327.00 | 74,554,731 | 65 |
| かぶ | | 1,595.00 | 526,621 | 330 | 3,084.90 | 442,248 | 143 | 886.50 | 272,228 | 307 |
| 人参 | | 881,873.75 | 78,798,846 | 89 | 853,286.00 | 69,377,351 | 81 | 866,891.90 | 68,534,053 | 79 |
| ごぼう | | 171,394.05 | 41,559,422 | 242 | 137,344.05 | 32,882,644 | 239 | 142,282.30 | 32,932,840 | 231 |
| れんこん | | 94,731.40 | 33,316,051 | 352 | 33,529.50 | 15,008,286 | 448 | 14,229.20 | 11,566,205 | 813 |
| たけのこ | | 163,051.80 | 28,690,410 | 176 | 31,360.90 | 2,450,260 | 78 | 40.00 | 21,600 | 540 |
| ゆで筍 | | 11,848.76 | 12,854,112 | 1,085 | 6,581.76 | 6,062,072 | 921 | 1,301.45 | 1,088,735 | 837 |
| 白菜 | | 3,235,864.00 | 174,985,756 | 54 | 3,265,724.00 | 152,684,711 | 47 | 2,812,392.00 | 162,674,714 | 58 |
| キャベツ | | 2,785,200.00 | 176,628,440 | 63 | 2,654,394.00 | 211,100,652 | 80 | 2,487,099.00 | 181,485,649 | 73 |
| レッドキャベツ | | 110,884.00 | 7,918,370 | 71 | 123,330.00 | 12,215,988 | 99 | 158,438.00 | 14,075,124 | 89 |
| 春菊 | | 32,339.30 | 15,981,547 | 494 | 23,846.60 | 14,028,087 | 588 | 17,727.50 | 10,977,437 | 619 |
| ほうれん草 | | 137,458.41 | 51,192,455 | 372 | 102,655.02 | 43,911,354 | 428 | 93,620.62 | 48,503,625 | 518 |
| 青葱 | | 85,034.20 | 43,987,305 | 517 | 91,311.25 | 53,131,075 | 582 | 86,455.20 | 54,754,561 | 633 |
| 白葱 | | 206.60 | 187,370 | 907 | | | | 8.00 | 6,588 | 824 |
| ふき | | 196,176.00 | 56,920,835 | 290 | 178,107.00 | 59,823,145 | 336 | 191,729.60 | 59,508,413 | 310 |
| つわわ | | 9,612.80 | 3,382,607 | 352 | 5,366.65 | 1,333,963 | 249 | 42.90 | 16,524 | 385 |
| みつば | | 7,265.30 | 5,589,600 | 769 | 2,930.60 | 1,803,162 | 615 | 483.80 | 224,965 | 465 |
| にら | | 18,614.00 | 3,806,424 | 204 | 14,375.05 | 3,903,604 | 272 | 14,079.50 | 3,835,946 | 272 |
| レタス | | 146,120.20 | 59,767,207 | 409 | 152,272.80 | 44,980,937 | 295 | 142,013.50 | 46,114,796 | 325 |
| サニーレタス | | 1,182,369.00 | 154,774,329 | 131 | 998,749.00 | 145,153,740 | 145 | 1,041,980.00 | 126,271,249 | 121 |
| グリーンリーフ | | 121,427.00 | 27,247,922 | 224 | 109,346.00 | 25,231,041 | 231 | 117,784.00 | 19,014,329 | 161 |
| セルリーフ | | 84,339.00 | 20,149,171 | 239 | 77,830.00 | 19,445,183 | 250 | 74,892.00 | 14,670,674 | 196 |
| カリフラワー | | 47,409.00 | 12,691,804 | 268 | 49,765.00 | 12,827,961 | 258 | 36,304.00 | 11,962,987 | 330 |
| ブロッコリー | | 12,772.00 | 2,809,046 | 220 | 17,346.00 | 2,474,712 | 143 | 2,728.00 | 619,855 | 227 |
| アスパラ | | 177,723.00 | 74,632,476 | 420 | 191,090.00 | 64,726,661 | 339 | 115,608.00 | 42,495,679 | 368 |
| パセリ | | 67,978.50 | 112,423,913 | 1,654 | 49,062.77 | 80,021,740 | 1,631 | 99,135.63 | 111,850,470 | 1,128 |
| チンゲンサイ | | 7,383.77 | 5,643,401 | 764 | 6,272.05 | 6,883,048 | 1,097 | 5,947.60 | 7,023,331 | 1,181 |
| かつお菜 | | 30,973.80 | 7,356,380 | 238 | 30,860.80 | 7,027,218 | 228 | 31,526.80 | 7,562,602 | 240 |
| サラダ | | 23.40 | 1,572 | 67 | | | | | | |
| その他葉菜類 | | 8,999.00 | 3,140,665 | 349 | 9,651.00 | 3,586,326 | 372 | 8,023.00 | 2,989,475 | 373 |
| 茄子 | | 349,539.65 | 107,273,493 | 307 | 323,491.46 | 103,342,380 | 319 | 322,465.28 | 97,166,926 | 301 |
| トマト | | 381,735.20 | 140,835,664 | 369 | 526,355.60 | 162,407,431 | 309 | 530,312.72 | 152,678,763 | 288 |
| きゅうり | | 902,088.55 | 262,877,101 | 291 | 1,162,588.30 | 214,439,027 | 184 | 1,037,065.05 | 219,951,133 | 212 |
| 南瓜 | | 907,452.10 | 167,719,758 | 185 | 950,550.60 | 173,926,324 | 183 | 927,173.00 | 175,638,053 | 189 |
| 白瓜 | | 368,675.00 | 50,481,833 | 137 | 342,080.00 | 50,714,442 | 148 | 401,990.00 | 58,908,129 | 147 |
| ピーマン | | 5,343.00 | 475,036 | 89 | 5,632.00 | 499,153 | 89 | 33,020.00 | 3,022,968 | 92 |
| ししとう | | 323,317.32 | 135,442,966 | 419 | 382,712.65 | 104,974,331 | 274 | 307,018.56 | 102,026,755 | 332 |
| オクラ | | 10,379.50 | 12,914,609 | 1,244 | 12,620.70 | 13,612,283 | 1,079 | 12,936.85 | 13,649,223 | 1,055 |
| とうもろこし | | 31,257.54 | 27,770,648 | 888 | 40,254.05 | 47,913,333 | 1,190 | 72,424.89 | 76,076,567 | 1,050 |
| 米ナス | | 4,504.00 | 2,828,195 | 628 | 59,793.50 | 21,018,684 | 352 | 188,011.00 | 40,855,667 | 217 |
| ベテトマト | | 7,003.00 | 2,361,161 | 337 | 9,965.00 | 3,023,957 | 303 | 13,662.04 | 3,548,673 | 260 |
| いんげん | | 233,188.94 | 116,379,063 | 499 | 289,277.28 | 99,719,653 | 345 | 258,702.68 | 80,905,275 | 313 |
| さやえんどう | | 12,805.15 | 10,667,972 | 833 | 13,672.94 | 10,047,444 | 735 | 19,301.55 | 11,420,609 | 592 |
| きぬさや | | 3,795.66 | 3,581,642 | 944 | 2,382.90 | 3,155,233 | 1,324 | 1,154.50 | 2,581,632 | 2,236 |
| 実えんどう | | 19,790.08 | 18,287,171 | 924 | 12,390.31 | 11,064,022 | 893 | 3,729.40 | 3,723,810 | 999 |
| そら豆 | | 18,300.20 | 14,015,344 | 766 | 13,948.25 | 7,308,822 | 524 | 349.35 | 209,779 | 600 |
| 枝豆 | | 20,106.90 | 10,630,882 | 529 | 24,773.40 | 9,150,971 | 369 | 544.40 | 423,144 | 777 |
| その他豆類 | | | | | 3,599.30 | 3,006,135 | 835 | 20,233.15 | 12,241,581 | 605 |
| 里芋 | | | | | 10.30 | 4,990 | 484 | 155.80 | 71,516 | 459 |
| 玉葱 | | 32,816.70 | 9,168,127 | 279 | 25,370.00 | 9,177,408 | 362 | 27,422.40 | 9,516,063 | 347 |
| 甘藷 | | 2,756,237.50 | 284,540,976 | 103 | 2,533,616.90 | 197,636,744 | 78 | 2,303,824.80 | 169,489,310 | 74 |
| 馬鈴薯 | | 241,126.00 | 50,742,591 | 210 | 124,001.40 | 32,154,612 | 259 | 142,852.90 | 36,338,890 | 254 |
| メークイン | | 446,865.40 | 60,448,197 | 135 | 609,313.00 | 66,929,760 | 110 | 530,687.60 | 63,939,224 | 120 |
| 長山 | | 495,552.20 | 80,762,118 | 163 | 547,454.30 | 90,671,684 | 166 | 472,479.30 | 70,857,460 | 150 |
| らっきょう | | 190,360.00 | 70,527,003 | 370 | 197,775.00 | 74,362,746 | 376 | 215,885.00 | 78,272,758 | 363 |
| らんにく | | 1,921.00 | 1,768,694 | 921 | 1,960.00 | 1,814,454 | 926 | 1,725.00 | 1,582,632 | 917 |
| 生アーリーレッド | | 686.99 | 1,158,568 | 1,686 | 110,451.65 | 49,502,078 | 448 | 104,115.20 | 34,139,986 | 328 |
| 松茸 | | 28,962.00 | 18,420,490 | 636 | 32,271.00 | 16,895,288 | 524 | 30,660.86 | 15,427,849 | 503 |
| 生椎茸 | | 51,634.50 | 34,373,346 | 666 | 66,169.30 | 46,535,912 | 703 | 76,815.60 | 50,386,947 | 656 |
| えのきめ | | 13,477.00 | 3,266,977 | 242 | 16,814.08 | 3,389,885 | 202 | 18,526.70 | 2,657,705 | 143 |
| なめこ | | | | | | | | | | |
| マッシュルーム | | | | | | | | | | |
| 貝 | | | | | | | | | | |
| 大炒め | | | | | | | | | | |
| 菜の花 | | | | | | | | | | |
| ハーブ類 | | | | | | | | | | |
| その他香辛野菜 | | | | | | | | | | |
| 大梅 | | | | | | | | | | |
| 小梅 | | | | | | | | | | |
| カボス | | | | | | | | | | |
| ゆず | | | | | | | | | | |
| もやし | | | | | | | | | | |
| 筍 | | | | | | | | | | |
| 野菜加工品 | | | | | | | | | | |
| その他野菜 | | | | | | | | | | |
| 合計 | | 20,702,710.30 | 3,527,150,740 | 170 | 20,440,686.13 | 3,342,038,303 | 163 | 19,575,567.81 | 3,310,802,273 | 169 |
| 鶏卵 | | 39,315.84 | 9,268,493 | 236 | 40,138.22 | 9,780,717 | 244 | 40,701.20 | 8,949,762 | 220 |

野菜品目別月別取扱高表

(中央市場)

| 品目 | 月 | 7月 | | | 8月 | | | 9月 | | |
|---------|---|---------------|---------------|--------|---------------|---------------|-------|---------------|---------------|-------|
| | | 数量(kg) | 金額 | 平均@ | 数量(kg) | 金額 | 平均@ | 数量(kg) | 金額 | 平均@ |
| 大根 | | 1,194,186.00 | 82,077,694 | 69 | 1,550,260.00 | 132,636,746 | 86 | 1,575,367.00 | 122,659,054 | 78 |
| かぶ | | 491.00 | 225,396 | 459 | 475.00 | 212,220 | 447 | 1,352.50 | 534,982 | 396 |
| 人参 | | 786,823.40 | 84,512,065 | 107 | 687,379.00 | 75,395,691 | 110 | 761,832.00 | 91,656,502 | 120 |
| ごぼう | | 135,901.20 | 30,340,530 | 223 | 118,679.35 | 25,032,791 | 211 | 150,727.00 | 27,542,244 | 183 |
| れんこん | | 28,297.00 | 13,723,602 | 485 | 88,248.00 | 33,808,332 | 383 | 133,817.00 | 41,050,871 | 307 |
| たけのこ | | | | | | | | | | |
| ゆで筍 | | 117.60 | 102,937 | 875 | | | | | | |
| 白菜 | | 2,862,520.00 | 206,484,374 | 72 | 3,017,070.00 | 266,680,431 | 88 | 3,841,340.00 | 367,620,154 | 96 |
| キャベツ | | 2,679,151.00 | 171,690,661 | 64 | 3,180,861.00 | 341,342,802 | 107 | 3,303,102.00 | 341,579,310 | 103 |
| レッドキャベツ | | 191,394.00 | 15,481,907 | 81 | 208,240.00 | 27,468,655 | 132 | 198,130.00 | 23,377,721 | 118 |
| 春菊 | | 14,151.30 | 10,346,610 | 731 | 11,252.85 | 16,154,403 | 1,436 | 14,240.25 | 19,986,961 | 1,404 |
| ほうれん草 | | 70,472.60 | 47,036,895 | 667 | 41,591.90 | 43,882,309 | 1,055 | 44,576.06 | 45,704,376 | 1,025 |
| 青葱 | | 91,263.15 | 56,932,437 | 624 | 81,183.80 | 85,194,743 | 1,049 | 68,158.50 | 78,609,593 | 1,153 |
| 分葱 | | | | | | | | 12.40 | 4,264 | 344 |
| 白葱 | | 184,707.00 | 60,582,439 | 328 | 165,828.00 | 60,184,864 | 363 | 246,193.40 | 87,113,726 | 354 |
| ふき | | | | | | | | | | |
| つわ | | 62.00 | 16,092 | 260 | 8.00 | 1,296 | 162 | | | |
| みつば | | 16,468.90 | 4,712,753 | 286 | 10,921.75 | 10,574,550 | 968 | 8,906.90 | 8,909,860 | 1,000 |
| にら | | 128,179.20 | 48,214,944 | 376 | 105,375.00 | 70,450,058 | 669 | 109,792.30 | 58,726,849 | 535 |
| レタス | | 1,229,104.00 | 158,099,225 | 129 | 1,417,672.00 | 222,297,919 | 157 | 1,163,773.00 | 219,910,440 | 189 |
| サニーレタス | | 140,944.00 | 31,146,292 | 221 | 141,537.00 | 49,547,662 | 350 | 131,771.50 | 44,118,054 | 335 |
| グリーンリーフ | | 95,825.00 | 29,447,326 | 307 | 107,051.00 | 58,085,136 | 543 | 106,333.50 | 38,324,264 | 360 |
| セルリー | | 45,855.00 | 14,312,658 | 312 | 41,355.00 | 11,495,541 | 278 | 34,300.00 | 11,812,781 | 344 |
| カリフラワー | | 593.00 | 280,260 | 473 | 366.00 | 226,692 | 619 | 5,115.00 | 862,250 | 169 |
| ブロッコリー | | 84,488.00 | 34,252,516 | 405 | 94,522.00 | 40,698,065 | 431 | 71,084.00 | 38,153,795 | 537 |
| アスパラ | | 110,882.22 | 90,987,302 | 821 | 107,292.11 | 78,583,052 | 732 | 72,388.82 | 60,987,951 | 843 |
| パセリ | | 6,514.20 | 6,716,001 | 1,031 | 8,426.60 | 11,545,531 | 1,370 | 6,014.60 | 11,701,595 | 1,946 |
| チンゲンサイ | | 27,026.50 | 8,924,073 | 330 | 23,749.90 | 11,652,781 | 491 | 27,687.30 | 15,939,050 | 576 |
| かつお菜 | | | | | | | | | | |
| サラダ | | 6,873.00 | 2,932,978 | 427 | 6,055.00 | 4,789,102 | 791 | 7,344.00 | 5,503,386 | 749 |
| その他葉菜類 | | 331,025.68 | 112,953,426 | 341 | 329,210.10 | 152,695,206 | 464 | 296,500.71 | 138,263,638 | 466 |
| 茄子 | | 406,818.04 | 109,970,219 | 270 | 388,688.46 | 119,580,143 | 308 | 278,479.74 | 99,189,261 | 356 |
| トマト | | 1,026,687.91 | 263,712,138 | 257 | 1,121,482.40 | 279,940,619 | 250 | 854,772.70 | 391,344,126 | 458 |
| きゅうり | | 639,081.30 | 176,619,898 | 276 | 678,430.40 | 226,112,372 | 333 | 807,835.30 | 255,864,825 | 317 |
| 南瓜 | | 431,379.50 | 71,755,551 | 166 | 396,245.00 | 60,543,189 | 153 | 467,432.00 | 60,002,021 | 128 |
| 白瓜 | | 21,100.00 | 1,349,008 | 64 | 9,281.00 | 865,902 | 93 | 370.00 | 57,856 | 156 |
| ピーマン | | 296,549.55 | 108,522,773 | 366 | 271,008.10 | 104,268,232 | 385 | 218,676.70 | 122,776,165 | 561 |
| ししとう | | 14,733.50 | 14,885,891 | 1,010 | 14,017.26 | 15,875,168 | 1,133 | 11,791.58 | 16,732,254 | 1,419 |
| オクラ | | 84,970.75 | 69,958,771 | 823 | 70,328.27 | 51,454,889 | 732 | 46,892.74 | 35,127,958 | 749 |
| とうもろこし | | 138,102.50 | 28,735,399 | 208 | 162,224.50 | 36,526,867 | 225 | 68,240.00 | 17,081,544 | 250 |
| 米ナス | | 11,259.10 | 3,033,773 | 269 | 8,811.82 | 3,446,286 | 391 | 7,798.30 | 3,350,456 | 430 |
| ベテトマト | | 275,398.04 | 95,748,101 | 348 | 221,113.40 | 113,954,920 | 515 | 182,114.42 | 167,561,225 | 920 |
| いんげん | | 11,133.85 | 9,304,174 | 836 | 8,552.05 | 9,730,604 | 1,138 | 9,794.65 | 9,894,183 | 1,010 |
| きぬさや | | 1,078.00 | 2,102,680 | 1,951 | 1,266.20 | 3,619,830 | 2,859 | 954.80 | 2,881,692 | 3,018 |
| さやえんどう | | 1,176.00 | 2,036,610 | 1,732 | 334.00 | 1,007,133 | 3,015 | 368.00 | 442,200 | 1,202 |
| 実えんどう | | | | | | | | | | |
| そら豆 | | 880.00 | 190,404 | 216 | | | | | | |
| 枝豆 | | 25,013.40 | 12,676,935 | 507 | 15,617.55 | 11,766,503 | 753 | 5,506.85 | 4,771,588 | 866 |
| その他豆類 | | 1,061.70 | 540,659 | 509 | 4,392.70 | 2,616,957 | 596 | 71.90 | 61,150 | 850 |
| 里芋 | | 27,637.00 | 9,003,217 | 326 | 42,245.50 | 14,185,242 | 336 | 48,117.40 | 13,705,843 | 285 |
| 玉葱 | | 2,023,726.50 | 166,752,424 | 82 | 2,171,191.00 | 191,115,642 | 88 | 2,350,457.50 | 212,483,382 | 90 |
| 甘藷 | | 147,707.20 | 38,088,591 | 258 | 160,300.50 | 41,682,804 | 260 | 208,787.00 | 50,611,106 | 242 |
| 馬鈴薯 | | 321,554.00 | 51,268,247 | 159 | 311,922.30 | 44,252,584 | 142 | 439,403.40 | 45,470,001 | 103 |
| メークイン | | 400,050.90 | 78,647,328 | 197 | 428,226.40 | 74,841,209 | 175 | 592,862.00 | 63,877,345 | 108 |
| 長芋 | | 202,000.00 | 71,951,037 | 356 | 229,765.00 | 79,098,790 | 344 | 197,290.00 | 66,536,799 | 337 |
| 山の芋 | | 2,103.00 | 1,895,940 | 902 | 1,813.00 | 1,674,432 | 924 | 1,585.00 | 1,327,817 | 838 |
| らっきょう | | 1,596.90 | 485,405 | 304 | 211.90 | 292,680 | 1,381 | 65.10 | 100,440 | 1,543 |
| らんにく | | 26,939.86 | 15,285,555 | 567 | 27,906.75 | 16,756,382 | 600 | 32,101.00 | 18,937,484 | 590 |
| 生姜 | | 89,491.50 | 51,015,047 | 570 | 91,701.70 | 47,640,598 | 520 | 83,746.30 | 37,862,424 | 452 |
| アーリーレッド | | 21,663.00 | 3,521,544 | 163 | 22,607.00 | 4,339,108 | 192 | 23,485.00 | 4,345,661 | 185 |
| 松茸 | | 151.20 | 1,993,679 | 13,186 | 1,857.20 | 13,986,477 | 7,531 | 3,382.20 | 24,931,260 | 7,371 |
| 生椎茸 | | 85,300.00 | 60,056,670 | 704 | 82,391.25 | 68,294,140 | 829 | 89,216.82 | 79,905,165 | 896 |
| えのき | | 159,160.75 | 36,274,487 | 228 | 169,725.00 | 35,559,064 | 210 | 198,206.30 | 52,094,652 | 263 |
| しめじ | | 115,808.60 | 40,352,941 | 348 | 128,874.50 | 47,237,638 | 367 | 144,898.84 | 65,858,808 | 455 |
| なめこ | | 24,237.55 | 11,744,409 | 485 | 25,289.00 | 11,863,096 | 469 | 27,148.75 | 13,105,841 | 483 |
| マッシュルーム | | 7,987.98 | 7,466,335 | 935 | 7,375.78 | 6,980,882 | 946 | 8,137.90 | 9,386,514 | 1,153 |
| 貝 | | 41,705.88 | 18,566,241 | 445 | 47,666.21 | 20,623,542 | 433 | 50,852.61 | 21,289,045 | 419 |
| 大妙 | | 14,766.25 | 43,941,021 | 2,976 | 15,335.80 | 69,902,025 | 4,558 | 13,955.40 | 48,081,155 | 3,445 |
| 菜の花 | | 32,886.50 | 51,769,127 | 1,574 | 25,728.53 | 46,689,273 | 1,815 | 13,285.67 | 23,084,619 | 1,738 |
| ハーブ類 | | 1,147.55 | 1,645,703 | 1,434 | 1,280.15 | 1,784,071 | 1,394 | 1,222.95 | 1,756,486 | 1,436 |
| その他香辛野菜 | | 24,774.60 | 46,683,294 | 1,884 | 23,923.32 | 53,741,033 | 2,246 | 18,607.09 | 46,361,393 | 2,492 |
| 大梅 | | 1,060.00 | 558,335 | 527 | | | | | | |
| 小梅 | | | | | | | | | | |
| カボス | | 5,166.50 | 2,550,482 | 494 | 6,777.30 | 3,329,788 | 491 | 7,542.00 | 2,697,190 | 358 |
| ゆめし | | 895.60 | 265,126 | 296 | 512.70 | 282,620 | 551 | 1,097.80 | 576,770 | 525 |
| もやし | | 35,773.00 | 6,908,612 | 193 | 41,339.60 | 7,661,346 | 185 | 41,692.00 | 7,890,485 | 189 |
| 筍 | | 1,136.50 | 620,050 | 546 | 1,701.00 | 1,082,349 | 636 | 1,054.00 | 660,258 | 626 |
| 野菜加工品 | | 372,888.17 | 48,838,240 | 131 | 477,313.26 | 61,246,462 | 128 | 482,016.78 | 63,364,566 | 131 |
| その他野菜 | | 593,967.47 | 133,852,331 | 225 | 599,452.40 | 133,930,593 | 223 | 446,879.79 | 130,081,313 | 291 |
| 合計 | | 18,633,023.05 | 3,295,677,795 | 177 | 20,060,837.52 | 3,972,020,062 | 198 | 20,868,056.02 | 4,194,175,997 | 201 |
| 鶏卵 | | 41,421.95 | 9,029,502 | 218 | 39,034.14 | 9,178,043 | 235 | 38,135.22 | 9,953,119 | 261 |

果実の品目別取扱高／前年対比表

| 品名 | 1 年 実 績 | | | 30 年 実 績 | | | 増 減 | | 前年比(%) | | |
|---------|--------------|---------------|----------|--------------|---------------|----------|-------------|--------------|--------|-----|-----|
| | 数量(kg) | 金額(円) | 平均@ | 数量(kg) | 金額(円) | 平均@ | 数量(kg) | 金額(円) | 数量 | 金額 | @ |
| ハウスミカン | 568,640.40 | 501,300,597 | 881.57 | 535,487.42 | 448,944,350 | 838.38 | 33,152.98 | 52,356,247 | 106 | 112 | 105 |
| 極 早 生 | 1,778,110.80 | 292,470,618 | 164.48 | 1,739,058.90 | 329,316,631 | 189.36 | 39,051.90 | -36,846,013 | 102 | 89 | 87 |
| 早生温州 | 2,184,364.60 | 443,740,932 | 203.14 | 1,854,999.90 | 463,768,553 | 250.01 | 329,364.70 | -20,027,621 | 118 | 96 | 81 |
| 青 島 系 | 759,140.80 | 210,124,642 | 276.79 | 1,099,892.20 | 292,107,935 | 265.57 | -340,751.40 | -81,983,293 | 69 | 72 | 104 |
| 普通温州 | 1,024,351.70 | 285,182,581 | 278.40 | 998,925.16 | 285,456,288 | 285.76 | 25,426.54 | -273,707 | 103 | 100 | 97 |
| 温州計 | 5,745,967.90 | 1,231,518,773 | 214.32 | 5,692,876.16 | 1,370,649,407 | 240.76 | 53,091.74 | -139,130,634 | 101 | 90 | 89 |
| 伊 予 柑 | 462,811.00 | 78,054,834 | 168.65 | 383,978.50 | 78,122,370 | 203.45 | 78,832.50 | -67,536 | 121 | 100 | 83 |
| 八 朔 | 223,503.40 | 37,200,741 | 166.44 | 174,390.50 | 33,680,862 | 193.13 | 49,112.90 | 3,519,879 | 128 | 110 | 86 |
| 清 見 | 165,005.00 | 39,090,286 | 236.90 | 116,580.00 | 28,718,261 | 246.33 | 48,425.00 | 10,372,025 | 142 | 136 | 96 |
| 甘 夏 柑 | 531,831.00 | 91,990,192 | 172.96 | 505,926.30 | 88,116,556 | 174.16 | 25,904.70 | 3,873,636 | 105 | 104 | 99 |
| ボ ン カ ン | 367,316.10 | 85,855,261 | 233.73 | 334,932.40 | 84,260,661 | 251.57 | 32,383.70 | 1,594,600 | 110 | 102 | 93 |
| デ コ ボ ン | 188,994.80 | 89,828,456 | 475.29 | 194,758.80 | 93,639,135 | 480.79 | -5,764.00 | -3,810,679 | 97 | 96 | 99 |
| 不 知 火 | 179,471.30 | 45,919,678 | 255.86 | 189,504.36 | 47,867,609 | 252.59 | -10,033.06 | -1,947,931 | 95 | 96 | 101 |
| その他柑橘 | 858,151.53 | 256,549,463 | 298.95 | 823,245.19 | 250,528,973 | 304.31 | 34,906.34 | 6,020,490 | 104 | 102 | 98 |
| 柑橘計 | 9,291,692.43 | 2,457,308,281 | 264.46 | 8,951,679.63 | 2,524,528,184 | 282.01 | 340,012.80 | -67,219,903 | 104 | 97 | 94 |
| つ が る | 993,947.00 | 299,331,227 | 301.15 | 940,975.00 | 298,849,260 | 317.59 | 52,972.00 | 481,967 | 106 | 100 | 95 |
| 早生ふじ | 517,876.00 | 153,211,056 | 295.84 | 624,010.00 | 171,040,356 | 274.09 | -106,134.00 | -17,829,300 | 83 | 90 | 108 |
| サンふじ | 3,709,945.50 | 1,022,335,631 | 275.56 | 3,106,256.00 | 911,850,516 | 293.55 | 603,689.50 | 110,485,115 | 119 | 112 | 94 |
| ふ じ | 368,340.00 | 169,623,380 | 460.50 | 368,495.00 | 181,321,235 | 492.05 | -155.00 | -11,697,855 | 100 | 94 | 94 |
| シナノスイート | 348,408.50 | 111,833,857 | 320.98 | 311,543.00 | 96,798,390 | 310.70 | 36,865.50 | 15,035,467 | 112 | 116 | 103 |
| ジョナゴールド | 982,031.00 | 348,490,273 | 354.86 | 1,173,806.00 | 443,798,339 | 378.08 | -191,775.00 | -95,308,066 | 84 | 79 | 94 |
| 王 林 | 1,049,800.00 | 376,417,442 | 358.56 | 715,329.00 | 232,054,073 | 324.40 | 334,471.00 | 144,363,369 | 147 | 162 | 111 |
| む つ | 55,890.00 | 22,689,670 | 405.97 | 50,025.00 | 22,412,579 | 448.02 | 5,865.00 | 277,091 | 112 | 101 | 91 |
| その他リンゴ | 926,557.50 | 277,835,172 | 299.85 | 868,671.50 | 266,007,608 | 306.22 | 57,886.00 | 11,827,564 | 107 | 104 | 98 |
| リンゴ計 | 8,952,795.50 | 2,781,767,708 | 310.71 | 8,159,110.50 | 2,624,132,356 | 321.61 | 793,685.00 | 157,635,352 | 110 | 106 | 97 |
| デラウェア | 159,427.56 | 201,911,725 | 1,266.47 | 183,729.02 | 226,102,234 | 1,230.62 | -24,301.46 | -24,190,509 | 87 | 89 | 103 |
| 巨 峰 | 419,078.45 | 390,329,633 | 931.39 | 390,115.95 | 351,001,249 | 899.73 | 28,962.50 | 39,328,384 | 107 | 111 | 104 |
| 種なし巨峰 | 171,585.80 | 216,280,562 | 1,260.48 | 179,554.95 | 219,848,008 | 1,224.40 | -7,969.15 | -3,567,446 | 96 | 98 | 103 |
| 巨 峰 計 | 590,664.25 | 606,610,195 | 1,026.99 | 569,670.90 | 570,849,257 | 1,002.06 | 20,993.35 | 35,760,938 | 104 | 106 | 102 |
| ベリー A | 41,279.40 | 22,521,039 | 545.57 | 50,883.60 | 27,615,560 | 542.72 | -9,604.20 | -5,094,521 | 81 | 82 | 101 |
| 温室ぶどう | 12,899.60 | 13,465,425 | 1,043.86 | 11,955.60 | 14,469,862 | 1,210.29 | 944.00 | -1,004,437 | 108 | 93 | 86 |
| ピオーネ | 279,913.70 | 281,971,598 | 1,007.35 | 307,921.15 | 310,122,502 | 1,007.14 | -28,007.45 | -28,150,904 | 91 | 91 | 100 |
| その他ぶどう | 358,938.60 | 542,197,119 | 1,510.55 | 295,557.15 | 424,443,290 | 1,436.07 | 63,381.45 | 117,753,829 | 121 | 128 | 105 |
| ぶ 萄 計 | 1,443,123.11 | 1,668,677,101 | 1,156.29 | 1,419,717.42 | 1,573,602,705 | 1,108.39 | 23,405.69 | 95,074,396 | 102 | 106 | 104 |
| 輸入葡萄 | 589,618.80 | 252,639,062 | 428.47 | 403,572.20 | 180,489,440 | 447.22 | 186,046.60 | 72,149,622 | 146 | 140 | 96 |
| 二十世紀 | 93,136.00 | 36,440,533 | 391.26 | 127,927.00 | 53,523,326 | 418.38 | -34,791.00 | -17,082,793 | 73 | 68 | 94 |
| 幸 水 | 669,013.00 | 299,337,902 | 447.43 | 690,019.50 | 295,318,499 | 427.98 | -21,006.50 | 4,019,403 | 97 | 101 | 105 |
| 豊 水 | 875,086.95 | 304,776,143 | 348.28 | 1,007,243.80 | 319,839,810 | 317.53 | -132,156.85 | -15,063,667 | 87 | 95 | 110 |
| あきづき | 110,742.00 | 39,081,867 | 352.90 | 120,404.50 | 37,672,115 | 312.87 | -9,662.50 | 1,409,752 | 92 | 104 | 113 |
| 新 高 | 255,320.00 | 73,136,681 | 286.45 | 269,069.50 | 76,513,291 | 284.36 | -13,749.50 | -3,376,610 | 95 | 96 | 101 |
| 新 興 | 133,389.40 | 40,637,548 | 304.65 | 143,587.00 | 45,479,225 | 316.73 | -10,197.60 | -4,841,677 | 93 | 89 | 96 |
| 晩 三 吉 | 15,515.00 | 3,835,836 | 247.23 | 21,865.00 | 5,894,478 | 269.58 | -6,350.00 | -2,058,642 | 71 | 65 | 92 |
| その他梨 | 72,227.40 | 26,676,209 | 369.33 | 95,256.90 | 34,764,326 | 364.95 | -23,029.50 | -8,088,117 | 76 | 77 | 101 |
| 西 洋 梨 | 172,634.80 | 61,260,301 | 354.85 | 152,891.40 | 55,801,814 | 364.97 | 19,743.40 | 5,458,487 | 113 | 110 | 97 |
| 梨 計 | 2,397,064.55 | 885,183,020 | 369.27 | 2,628,264.60 | 924,806,884 | 351.86 | -231,200.05 | -39,623,864 | 91 | 96 | 105 |
| あまおう | 1,801,403.41 | 2,442,359,707 | 1,355.80 | 1,784,618.34 | 2,409,410,165 | 1,350.09 | 16,785.07 | 32,949,542 | 101 | 101 | 100 |
| 幸の香いちご | 139,323.48 | 171,842,959 | 1,233.40 | 158,418.19 | 201,290,882 | 1,270.62 | -19,094.71 | -29,447,923 | 88 | 85 | 97 |
| 佐賀ほのか | 707,069.73 | 919,418,292 | 1,300.32 | 714,362.45 | 926,843,102 | 1,297.44 | -7,292.72 | -7,424,810 | 99 | 99 | 100 |
| その他苺 | 571,257.37 | 840,335,529 | 1,471.02 | 426,467.79 | 602,200,548 | 1,412.06 | 144,789.58 | 238,134,981 | 134 | 140 | 104 |
| 苺計(国内) | 3,219,053.99 | 4,373,956,487 | 1,358.77 | 3,083,866.77 | 4,139,744,697 | 1,342.38 | 135,187.22 | 234,211,790 | 104 | 106 | 101 |
| 輸入苺 | 152,635.00 | 233,632,147 | 1,530.65 | 171,940.00 | 265,259,395 | 1,542.74 | -19,305.00 | -31,627,248 | 89 | 88 | 99 |
| 苺 合 計 | 3,371,688.99 | 4,607,588,634 | 1,366.55 | 3,255,806.77 | 4,405,004,092 | 1,352.96 | 115,882.22 | 202,584,542 | 104 | 105 | 101 |
| 果実加工品 | 343,296.84 | 102,084,585 | 297.36 | 328,139.36 | 104,064,262 | 317.13 | 15,157.48 | -1,979,677 | 105 | 98 | 94 |

果実の品目別取扱高／前年対比表

| 品名 | 1 年 実 績 | | | 30 年 実 績 | | | 増 減 | | 前年比(%) | | |
|------------|---------------|----------------|----------|---------------|----------------|----------|-------------|--------------|--------|-----|-----|
| | 数量(kg) | 金額(円) | 平均@ | 数量(kg) | 金額(円) | 平均@ | 数量(kg) | 金額(円) | 数量 | 金額 | @ |
| 西村早生 | 161,552.00 | 45,882,425 | 284.01 | 190,066.30 | 46,606,609 | 245.21 | -28,514.30 | -724,184 | 85 | 98 | 116 |
| 伊豆柿 | 5,905.60 | 811,757 | 137.45 | 3,793.00 | 464,084 | 122.35 | 2,112.60 | 347,673 | 156 | 175 | 112 |
| 早生富有柿 | 207,449.98 | 53,343,774 | 257.14 | 245,155.30 | 59,143,821 | 241.25 | -37,705.32 | -5,800,047 | 85 | 90 | 107 |
| 富有柿 | 1,119,895.70 | 261,399,980 | 233.41 | 1,152,982.71 | 251,438,553 | 218.07 | -33,087.01 | 9,961,427 | 97 | 104 | 107 |
| 冷蔵柿 | 292,268.70 | 112,040,682 | 383.34 | 275,799.05 | 102,027,157 | 369.93 | 16,469.65 | 10,013,525 | 106 | 110 | 104 |
| その他柿 | 207,829.80 | 63,170,653 | 303.95 | 233,227.60 | 70,417,722 | 301.92 | -25,397.80 | -7,247,069 | 89 | 90 | 101 |
| 甘柿計 | 1,994,901.78 | 536,649,271 | 269.01 | 2,101,023.96 | 530,097,946 | 252.30 | -106,122.18 | 6,551,325 | 95 | 101 | 107 |
| 渋柿 | 257,774.00 | 29,402,197 | 114.06 | 248,020.50 | 31,565,120 | 127.26 | 9,753.50 | -2,162,923 | 104 | 93 | 90 |
| 脱渋柿 | 634,749.40 | 173,693,738 | 273.64 | 625,886.42 | 185,790,163 | 296.84 | 8,862.98 | -12,096,425 | 101 | 93 | 92 |
| 干柿(国内) | 84,840.18 | 147,629,893 | 1,740.09 | 74,449.43 | 125,381,555 | 1,684.11 | 10,390.75 | 22,248,338 | 114 | 118 | 103 |
| 干柿(輸入) | 3,702.00 | 2,681,148 | 724.24 | 2,915.40 | 2,030,067 | 696.32 | 786.60 | 651,081 | 127 | 132 | 104 |
| 柿計 | 2,887,425.18 | 739,745,206 | 256.19 | 2,974,930.88 | 747,453,229 | 251.25 | -87,505.70 | -7,708,023 | 97 | 99 | 102 |
| 西瓜 | 4,615,857.30 | 679,958,347 | 147.30 | 4,323,237.54 | 728,219,447 | 168.44 | 292,619.76 | -48,261,100 | 107 | 93 | 87 |
| 小玉西瓜 | 355,690.00 | 67,781,087 | 190.56 | 405,122.00 | 81,753,756 | 201.80 | -49,432.00 | -13,972,669 | 88 | 83 | 94 |
| 温室西瓜 | | | | 70.00 | 48,600 | 694.28 | -70.00 | -48,600 | | | |
| 西瓜計 | 4,971,547.30 | 747,739,434 | 150.40 | 4,728,429.54 | 810,021,803 | 171.30 | 243,117.76 | -62,282,369 | 105 | 92 | 88 |
| プリンスメロン | 13,676.00 | 3,915,623 | 286.31 | 27,665.00 | 7,371,462 | 266.45 | -13,989.00 | -3,455,839 | 49 | 53 | 107 |
| アングスメロン | 76,549.00 | 29,013,893 | 379.02 | 100,343.50 | 34,269,911 | 341.52 | -23,794.50 | -5,256,018 | 76 | 85 | 111 |
| 肥後グリーンメロン | 151,379.00 | 44,949,082 | 296.93 | 125,948.50 | 35,450,026 | 281.46 | 25,430.50 | 9,499,056 | 120 | 127 | 106 |
| その他メロン | 300,977.40 | 101,750,977 | 338.06 | 289,833.00 | 105,491,249 | 363.97 | 11,144.40 | -3,740,272 | 104 | 96 | 93 |
| アールス(静岡) | 113,329.70 | 154,211,139 | 1,360.73 | 137,973.90 | 162,614,098 | 1,178.58 | -24,644.20 | -8,402,959 | 82 | 95 | 115 |
| アールス(静岡以外) | 344,079.64 | 174,559,057 | 507.32 | 344,197.40 | 176,450,627 | 512.64 | -117.76 | -1,891,570 | 100 | 99 | 99 |
| アールス計 | 457,409.34 | 328,770,196 | 718.76 | 482,171.30 | 339,064,725 | 703.20 | -24,761.96 | -10,294,529 | 95 | 97 | 102 |
| 赤肉メロン | 330,353.70 | 161,792,953 | 489.75 | 430,831.00 | 202,556,218 | 470.15 | -100,477.30 | -40,763,265 | 77 | 80 | 104 |
| メロン計 | 1,330,344.44 | 670,192,724 | 503.77 | 1,456,792.30 | 724,203,591 | 497.12 | -126,447.86 | -54,010,867 | 91 | 93 | 101 |
| ハウスもも | 578.20 | 1,446,554 | 2,501.82 | 670.60 | 1,470,700 | 2,193.11 | -92.40 | -24,146 | 86 | 98 | 114 |
| もも | 940,998.31 | 651,176,790 | 692.00 | 1,127,089.74 | 753,949,882 | 668.93 | -186,091.43 | -102,773,092 | 83 | 86 | 103 |
| もも計 | 941,576.51 | 652,623,344 | 693.11 | 1,127,760.34 | 755,420,582 | 669.84 | -186,183.83 | -102,797,238 | 83 | 86 | 103 |
| ネクタリン | 20,505.00 | 10,006,385 | 487.99 | 27,125.84 | 13,046,309 | 480.95 | -6,620.84 | -3,039,924 | 76 | 77 | 101 |
| すもも | 203,530.91 | 146,332,880 | 718.97 | 250,926.82 | 154,830,243 | 617.03 | -47,395.91 | -8,497,363 | 81 | 95 | 117 |
| 桜桃(国内) | 44,383.44 | 101,939,608 | 2,296.79 | 58,084.31 | 117,528,433 | 2,023.41 | -13,700.87 | -15,588,825 | 76 | 87 | 114 |
| 輸入チェリー | 10,503.60 | 18,587,507 | 1,769.63 | 14,304.80 | 25,931,069 | 1,812.75 | -3,801.20 | -7,343,562 | 73 | 72 | 98 |
| 枇杷 | 45,054.64 | 49,419,927 | 1,096.88 | 34,012.56 | 47,387,759 | 1,393.24 | 11,042.08 | 2,032,168 | 132 | 104 | 79 |
| いちじく | 164,627.31 | 124,844,837 | 758.34 | 174,362.43 | 134,675,635 | 772.38 | -9,735.12 | -9,830,798 | 94 | 93 | 98 |
| 栗 | 86,505.50 | 43,170,307 | 499.04 | 114,628.70 | 64,827,532 | 565.54 | -28,123.20 | -21,657,225 | 75 | 67 | 88 |
| レモン | 1,467,841.35 | 452,702,025 | 308.41 | 1,302,200.20 | 457,415,294 | 351.26 | 165,641.15 | -4,713,269 | 113 | 99 | 88 |
| グレープフルーツ | 864,734.00 | 159,906,189 | 184.91 | 909,561.00 | 166,880,193 | 183.47 | -44,827.00 | -6,974,004 | 95 | 96 | 101 |
| オレンジ | 1,957,191.00 | 492,165,707 | 251.46 | 1,883,884.00 | 561,345,834 | 297.97 | 73,307.00 | -69,180,127 | 104 | 88 | 84 |
| バナナ | 15,709,737.10 | 2,223,873,928 | 141.56 | 16,369,047.00 | 2,220,043,230 | 135.62 | -659,309.90 | 3,830,698 | 96 | 100 | 104 |
| 青バナナ | 2,282,292.00 | 325,406,425 | 142.57 | 2,207,351.00 | 335,534,929 | 152.00 | 74,941.00 | -10,128,504 | 103 | 97 | 94 |
| バナナ計 | 17,992,029.10 | 2,549,280,353 | 141.68 | 18,576,398.00 | 2,555,578,159 | 137.57 | -584,368.90 | -6,297,806 | 97 | 100 | 103 |
| パイナップル | 2,736,064.05 | 463,875,426 | 169.54 | 2,751,046.80 | 484,315,337 | 176.04 | -14,982.75 | -20,439,911 | 99 | 96 | 96 |
| キウイ | 1,795,216.10 | 983,210,625 | 547.68 | 1,744,825.75 | 931,316,361 | 533.75 | 50,390.35 | 51,894,264 | 103 | 106 | 103 |
| 国内キウイ | 656,095.32 | 317,401,597 | 483.77 | 704,221.24 | 339,712,749 | 482.39 | -48,125.92 | -22,311,152 | 93 | 93 | 100 |
| パパイヤ | 9,168.00 | 9,622,572 | 1,049.58 | 11,198.00 | 11,811,595 | 1,054.79 | -2,030.00 | -2,189,023 | 82 | 81 | 100 |
| マンゴー | 23,848.50 | 16,263,203 | 681.93 | 28,370.30 | 22,672,871 | 799.17 | -4,521.80 | -6,409,668 | 84 | 72 | 85 |
| 国産マンゴー | 42,256.69 | 119,876,736 | 2,836.86 | 35,600.20 | 102,454,646 | 2,877.92 | 6,656.49 | 17,422,090 | 119 | 117 | 99 |
| ハネジューメロン | 150,623.00 | 22,145,095 | 147.02 | 495,602.00 | 45,309,121 | 91.42 | -344,979.00 | -23,164,026 | 30 | 49 | 161 |
| アボガド | 1,087,109.00 | 474,153,470 | 436.16 | 1,204,134.00 | 495,952,254 | 411.87 | -117,025.00 | -21,798,784 | 90 | 96 | 106 |
| その他輸入果実 | 90,526.60 | 116,747,451 | 1,289.64 | 105,401.30 | 133,061,898 | 1,262.43 | -14,874.70 | -16,314,447 | 86 | 88 | 102 |
| その他果実 | 32,581.22 | 30,744,565 | 943.62 | 44,688.82 | 34,608,417 | 774.43 | -12,107.60 | -3,863,852 | 73 | 89 | 122 |
| 果実計 | 66,089,110.16 | 22,418,256,605 | 339.21 | 65,982,145.44 | 22,401,800,459 | 339.51 | 106,964.72 | 16,456,146 | 100 | 100 | 100 |
| 国内果実計 | 37,040,965.36 | 16,127,973,478 | 435.40 | 36,225,257.74 | 16,010,672,717 | 441.97 | 815,707.62 | 117,300,761 | 102 | 101 | 99 |
| 輸入果実計 | 29,048,144.80 | 6,290,283,127 | 216.54 | 29,756,887.70 | 6,391,127,742 | 214.77 | -708,742.90 | -100,844,615 | 98 | 98 | 101 |

果実の産地別取扱高(上位10位)

1 全国

(トン,千円,%)

| 順位 | 県名 | 数 量 | | | | | 金 額 | | | | |
|----|-------|--------|--------|--------|--------|--------|------------|--------|------------|--------|--------|
| | | 1年 | 比率 | 30年 | 比率 | 前年比 | 1年 | 比率 | 30年 | 比率 | 前年比 |
| | 総 計 | 66,089 | 100.0% | 65,982 | 100.0% | 100.2% | 22,418,256 | 100.0% | 22,401,800 | 100.0% | 100.1% |
| 1 | 福 岡 | 10,251 | 15.5% | 10,551 | 16.0% | 97.2% | 5,937,219 | 26.5% | 5,945,978 | 26.5% | 99.9% |
| 2 | 青 森 | 7,732 | 11.7% | 6,793 | 10.3% | 113.8% | 2,415,341 | 10.8% | 2,246,994 | 10.0% | 107.5% |
| 3 | 佐 賀 | 4,361 | 6.6% | 3,957 | 6.0% | 110.2% | 2,371,473 | 10.6% | 2,085,811 | 9.3% | 113.7% |
| 4 | 熊 本 | 3,427 | 5.2% | 3,295 | 5.0% | 104.0% | 789,629 | 3.5% | 838,002 | 3.7% | 94.2% |
| 5 | 長 野 | 2,794 | 4.2% | 2,658 | 4.0% | 105.1% | 897,590 | 4.0% | 911,658 | 4.1% | 98.5% |
| 6 | 大 分 | 1,888 | 2.9% | 2,045 | 3.1% | 92.3% | 533,948 | 2.4% | 574,668 | 2.6% | 92.9% |
| 7 | 長 崎 | 1,415 | 2.1% | 1,293 | 2.0% | 109.4% | 812,365 | 3.6% | 746,028 | 3.3% | 108.9% |
| 8 | 愛 媛 | 830 | 1.3% | 907 | 1.4% | 91.5% | 152,948 | 0.7% | 194,630 | 0.9% | 78.6% |
| 9 | 山 形 | 697 | 1.1% | 712 | 1.1% | 97.9% | 213,375 | 1.0% | 247,644 | 1.1% | 86.2% |
| 10 | 和 歌 山 | 534 | 0.8% | 565 | 0.9% | 94.5% | 154,905 | 0.7% | 177,614 | 0.8% | 87.2% |
| | その他国内 | 3,112 | 4.6% | 3,449 | 5.1% | 90.2% | 1,849,180 | 8.1% | 2,041,645 | 9.2% | 90.6% |
| | 国 外 | 29,048 | 44.0% | 29,757 | 45.1% | 97.6% | 6,290,283 | 28.1% | 6,391,128 | 28.5% | 98.4% |

2 県内

(トン,千円,%)

| 順位 | 地区名 | 数 量 | | | | | 金 額 | | | | |
|----|-------|--------|--------|--------|--------|--------|-----------|--------|-----------|--------|--------|
| | | 1年 | 比率 | 30年 | 比率 | 前年比 | 1年 | 比率 | 30年 | 比率 | 前年比 |
| | 総 計 | 10,251 | 100.0% | 10,551 | 100.0% | 97.2% | 5,937,219 | 100.0% | 5,945,978 | 100.0% | 99.9% |
| 1 | 八女地区 | 2,133 | 20.8% | 2,411 | 22.9% | 88.5% | 1,592,458 | 26.8% | 1,698,571 | 28.6% | 93.8% |
| 2 | みやま市 | 1,913 | 18.7% | 1,801 | 17.1% | 106.2% | 610,480 | 10.3% | 637,191 | 10.7% | 95.8% |
| 3 | 浮羽地区 | 1,381 | 13.5% | 1,368 | 13.0% | 101.0% | 539,519 | 9.1% | 481,690 | 8.1% | 112.0% |
| 4 | 甘木地区 | 1,229 | 12.0% | 1,373 | 13.0% | 89.5% | 445,767 | 7.5% | 467,242 | 7.9% | 95.4% |
| 5 | 福岡市 | 973 | 9.5% | 1,013 | 9.6% | 96.1% | 448,183 | 7.5% | 469,764 | 7.9% | 95.4% |
| 6 | 糸島市 | 755 | 7.4% | 754 | 7.1% | 100.1% | 581,890 | 9.8% | 558,197 | 9.4% | 104.2% |
| 7 | 三潞地区 | 319 | 3.1% | 252 | 2.4% | 126.6% | 390,499 | 6.6% | 289,584 | 4.9% | 134.8% |
| 8 | 粕屋地区 | 260 | 2.5% | 242 | 2.3% | 107.4% | 84,603 | 1.4% | 82,426 | 1.4% | 102.6% |
| 9 | 柳川市 | 243 | 2.4% | 260 | 2.5% | 93.5% | 321,019 | 5.4% | 339,705 | 5.7% | 94.5% |
| 10 | 朝倉地区 | 181 | 1.8% | 189 | 1.8% | 95.8% | 115,362 | 1.9% | 101,525 | 1.7% | 113.6% |
| | その他県内 | 864 | 8.3% | 888 | 8.3% | 97.3% | 807,439 | 13.7% | 820,083 | 13.7% | 98.5% |

(注) 地区名と行政区分との関係については、品目別・産地別取扱高表(県内)を参照。

果実の品目別取扱高(上位10位)

1 全国

(トン,千円,%)

| 順位 | 品目名 | 数 量 | | | | | 金 額 | | | | |
|----|-------|--------|--------|--------|--------|--------|------------|--------|------------|--------|--------|
| | | 1年 | 比率 | 30年 | 比率 | 前年比 | 1年 | 比率 | 30年 | 比率 | 前年比 |
| | 総 計 | 66,089 | 100.0% | 65,982 | 100.0% | 100.2% | 22,418,257 | 100.0% | 22,401,800 | 100.0% | 100.1% |
| 1 | バナナ | 17,992 | 27.2% | 18,576 | 28.2% | 96.9% | 2,549,280 | 11.4% | 2,555,578 | 11.4% | 99.8% |
| 2 | りんご | 8,953 | 13.5% | 8,159 | 12.4% | 109.7% | 2,781,768 | 12.4% | 2,624,132 | 11.7% | 106.0% |
| 3 | 温州みかん | 6,315 | 9.6% | 6,228 | 9.4% | 101.4% | 1,732,819 | 7.7% | 1,819,594 | 8.1% | 95.2% |
| 4 | 西 瓜 | 4,972 | 7.5% | 4,728 | 7.2% | 105.2% | 747,739 | 3.3% | 810,022 | 3.6% | 92.3% |
| 5 | 莓 | 3,372 | 5.1% | 3,256 | 4.9% | 103.6% | 4,607,589 | 20.6% | 4,405,004 | 19.7% | 104.6% |
| 6 | 中 晩 柑 | 2,977 | 4.5% | 2,723 | 4.1% | 109.3% | 724,489 | 3.2% | 704,934 | 3.1% | 102.8% |
| 7 | 柿 | 2,976 | 4.5% | 3,052 | 4.6% | 97.5% | 890,056 | 4.0% | 874,865 | 3.9% | 101.7% |
| 8 | パ イ ン | 2,736 | 4.1% | 2,751 | 4.2% | 99.5% | 463,875 | 2.1% | 484,315 | 2.2% | 95.8% |
| 9 | キ ウ イ | 2,451 | 3.7% | 2,449 | 3.7% | 100.1% | 1,300,612 | 5.8% | 1,271,029 | 5.7% | 102.3% |
| 10 | 梨 | 2,224 | 3.4% | 2,475 | 3.8% | 89.9% | 823,923 | 3.7% | 869,005 | 3.9% | 94.8% |
| | その他果実 | 11,121 | 16.9% | 11,585 | 17.5% | 96.0% | 5,796,107 | 25.8% | 5,983,322 | 26.7% | 96.9% |

2 県内

(トン,千円,%)

| 順位 | 品目名 | 数 量 | | | | | 金 額 | | | | |
|----|-------|--------|--------|--------|--------|--------|-----------|--------|-----------|--------|--------|
| | | 1年 | 比率 | 30年 | 比率 | 前年比 | 1年 | 比率 | 30年 | 比率 | 前年比 |
| | 総 計 | 10,251 | 100.0% | 10,551 | 100.0% | 97.2% | 5,937,219 | 100.0% | 5,945,978 | 100.0% | 99.9% |
| 1 | 温州みかん | 2,108 | 20.6% | 2,104 | 19.9% | 100.2% | 564,453 | 9.5% | 624,234 | 10.5% | 90.4% |
| 2 | 莓 | 2,004 | 19.5% | 1,969 | 18.7% | 101.8% | 2,674,853 | 45.1% | 2,609,358 | 43.9% | 102.5% |
| 3 | 柿 | 1,981 | 19.3% | 2,086 | 19.8% | 95.0% | 531,001 | 8.9% | 526,164 | 8.8% | 100.9% |
| 4 | 梨 | 1,110 | 10.8% | 1,260 | 11.9% | 88.1% | 425,072 | 7.2% | 466,214 | 7.8% | 91.2% |
| 5 | ぶ どう | 863 | 8.4% | 836 | 7.9% | 103.2% | 949,736 | 16.0% | 885,949 | 14.9% | 107.2% |
| 6 | 西 瓜 | 655 | 6.4% | 695 | 6.6% | 94.2% | 90,058 | 1.5% | 100,604 | 1.7% | 89.5% |
| 7 | 中 晩 柑 | 636 | 6.2% | 601 | 5.7% | 105.8% | 136,980 | 2.3% | 128,585 | 2.2% | 106.5% |
| 8 | キ ウ イ | 540 | 5.3% | 626 | 5.9% | 86.3% | 275,132 | 4.6% | 310,661 | 5.2% | 88.6% |
| 9 | いちじく | 160 | 1.6% | 169 | 1.6% | 94.7% | 119,232 | 2.0% | 128,616 | 2.2% | 92.7% |
| 10 | す も も | 99 | 1.0% | 116 | 1.1% | 85.3% | 76,232 | 1.3% | 72,791 | 1.2% | 104.7% |
| | その他果実 | 95 | 1.9% | 89 | 2.0% | 106.7% | 94,470 | 2.9% | 92,802 | 2.8% | 101.8% |

バナナ＝青バナナ含む。温州みかん＝ハウスマカン＋温州計。莓＝輸入莓含む。

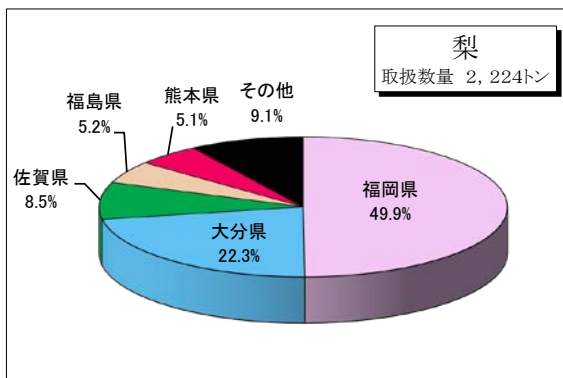
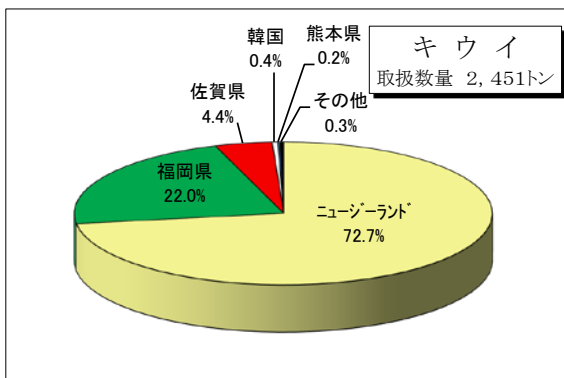
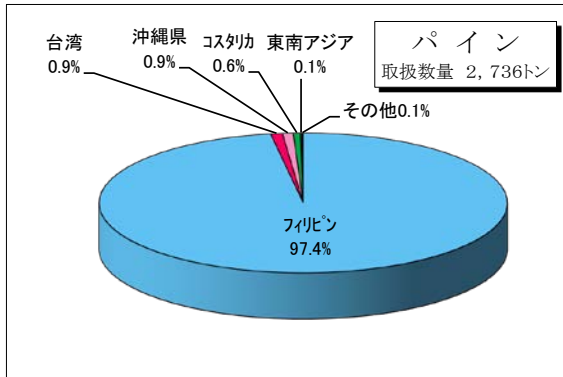
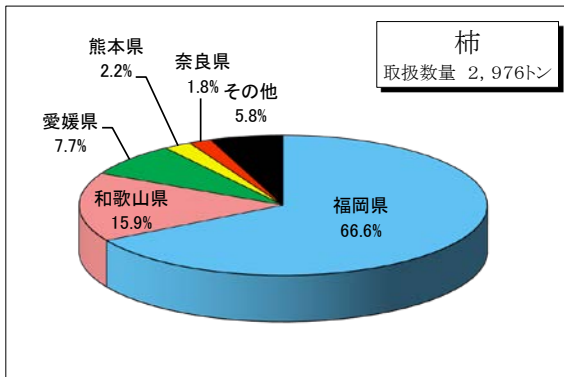
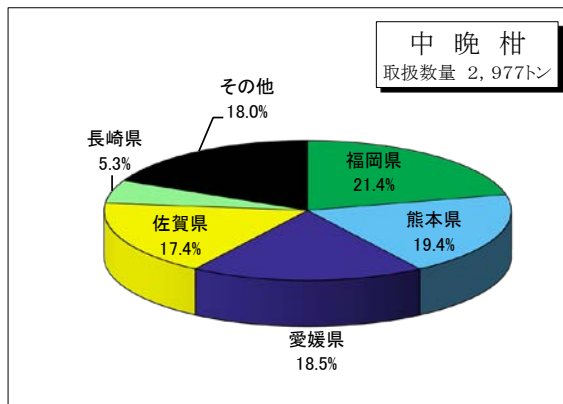
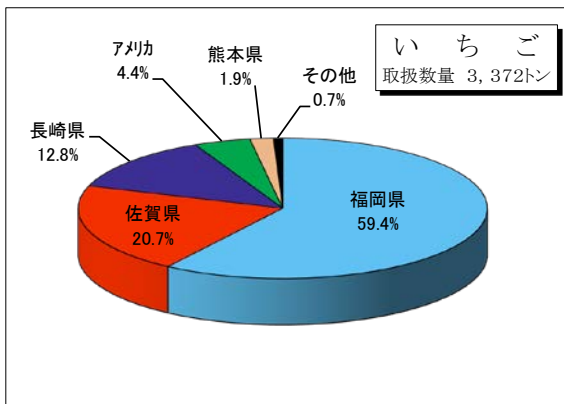
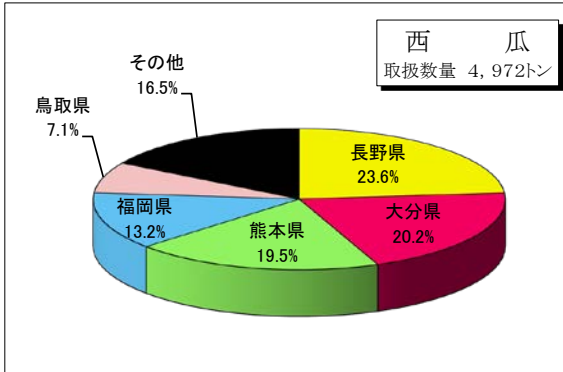
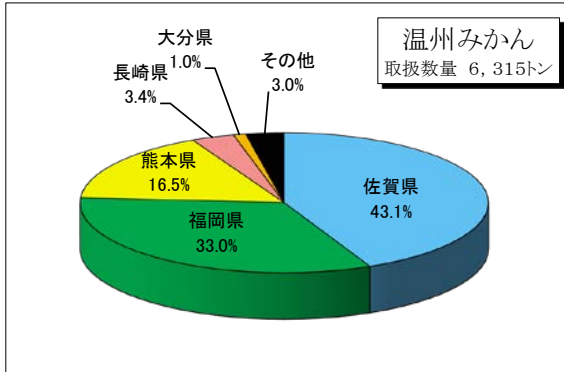
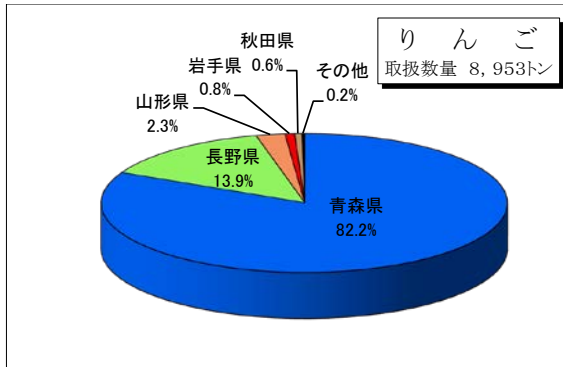
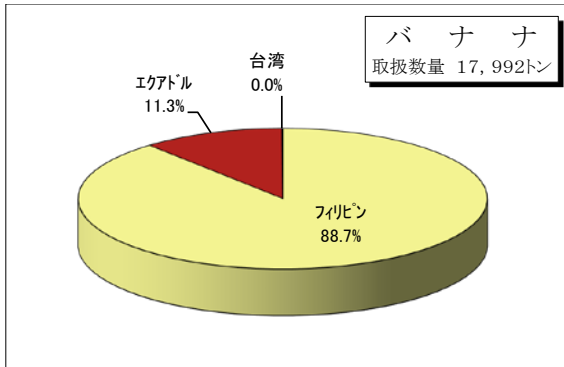
果実の品目別取扱高／前年対比表（外国産）

| 品名 | 1 年 実 績 | | | 30 年 実 績 | | | 増 減 | | 前年比(%) | | |
|---------|------------|-------------|----------|------------|-------------|----------|------------|-------------|--------|-----|-----|
| | 数量 kg | 金額 | 平均@ | 数量 kg | 金額 | 平均@ | 数量 kg | 金額 | 数量 | 金額 | @ |
| ハウスマカン | | | | | | | | | | | |
| 極 早 生 | | | | | | | | | | | |
| 早生温州 | | | | | | | | | | | |
| 青 島 系 | | | | | | | | | | | |
| 普通温州 | | | | | | | | | | | |
| 温州 計 | | | | | | | | | | | |
| 伊 予 柑 | | | | | | | | | | | |
| 八 朔 | | | | | | | | | | | |
| 清 見 | | | | | | | | | | | |
| 甘 夏 柑 | | | | | | | | | | | |
| ボ ン カ ン | | | | | | | | | | | |
| デ コ ボ ン | | | | | | | | | | | |
| 不 知 火 | | | | | | | | | | | |
| その他柑橘 | | | | 1,180.00 | 362,475 | 307.18 | -1,180.00 | -362,475 | | | |
| 柑 橘 計 | | | | 1,180.00 | 362,475 | 307.18 | -1,180.00 | -362,475 | | | |
| つ が る | | | | | | | | | | | |
| 早生ふじ | | | | | | | | | | | |
| サ ン ふ じ | | | | | | | | | | | |
| ふ じ | | | | | | | | | | | |
| シナノスイート | | | | | | | | | | | |
| ジョナゴールド | | | | | | | | | | | |
| 玉 林 | | | | | | | | | | | |
| む つ | | | | | | | | | | | |
| その他リンゴ | | | | | | | | | | | |
| リンゴ 計 | | | | | | | | | | | |
| デラウェア | | | | | | | | | | | |
| 巨 峰 | | | | | | | | | | | |
| ベリー A | | | | | | | | | | | |
| 温室ぶどう | | | | | | | | | | | |
| ピオーネ | | | | | | | | | | | |
| その他ぶどう | 73.80 | 6,124 | 82.98 | | | | 73.80 | 6,124 | | | |
| ぶ ど う 計 | 73.80 | 6,124 | 82.98 | | | | 73.80 | 6,124 | | | |
| 輸 入 葡 萄 | 589,618.80 | 252,639,062 | 428.47 | 403,572.20 | 180,489,440 | 447.22 | 186,046.60 | 72,149,622 | 146 | 140 | 96 |
| 二十世紀 | | | | | | | | | | | |
| 幸 水 | | | | | | | | | | | |
| 豊 水 | | | | | | | | | | | |
| 新 高 | | | | | | | | | | | |
| 新 興 | | | | | | | | | | | |
| 晩 三 吉 | | | | | | | | | | | |
| その他梨 | | | | | | | | | | | |
| 西 洋 梨 | | | | | | | | | | | |
| 梨 計 | | | | | | | | | | | |
| あまおう | | | | | | | | | | | |
| 幸の香いちご | | | | | | | | | | | |
| 佐賀ほのか | | | | | | | | | | | |
| その他苺 | -90.00 | -2,916 | 32.40 | | | | -90.00 | -2,916 | | | |
| 苺計(国内) | -90.00 | -2,916 | 32.40 | | | | -90.00 | -2,916 | | | |
| 輸 入 苺 | 152,635.00 | 233,632,147 | 1,530.65 | 171,940.00 | 265,259,395 | 1,542.74 | -19,305.00 | -31,627,248 | 89 | 88 | 99 |
| 苺 合 計 | 152,545.00 | 233,629,231 | 1,531.54 | 171,940.00 | 265,259,395 | 1,542.74 | -19,395.00 | -31,630,164 | 89 | 88 | 99 |
| 果実加工品 | 115,304.60 | 49,233,575 | 426.98 | 138,700.10 | 59,322,203 | 427.70 | -23,395.50 | -10,088,628 | 83 | 83 | 100 |

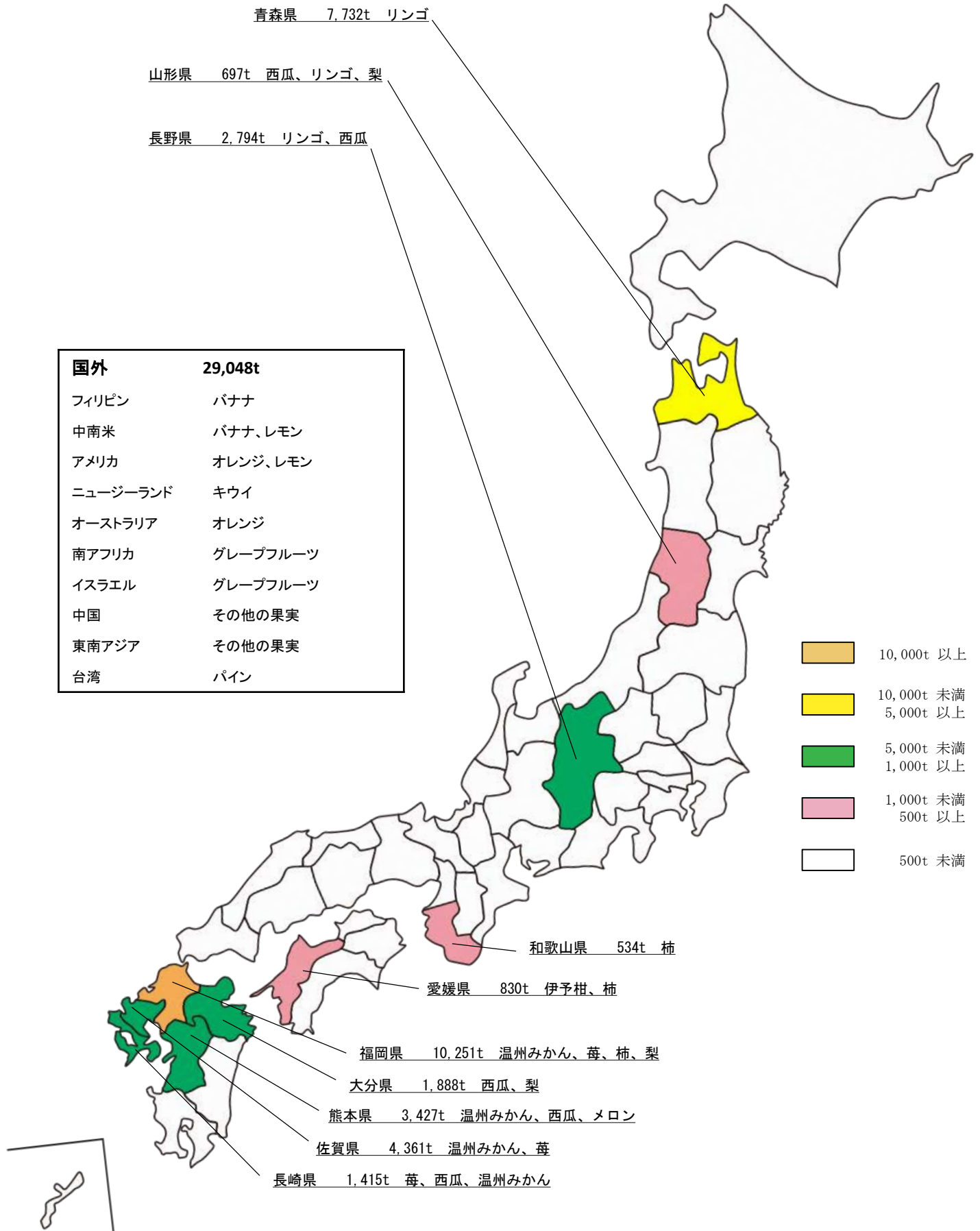
果実の品目別取扱高／前年対比表（外国産）

| 品名 | 1年実績 | | | 30年実績 | | | 増減 | | 前年比(%) | | |
|---------------------|---------------|---------------|----------|---------------|---------------|----------|-------------|--------------|--------|-----|-----|
| | 数量 kg | 金額 | 平均@ | 数量 kg | 金額 | 平均@ | 数量 kg | 金額 | 数量 | 金額 | @ |
| 西村早生 | | | | | | | | | | | |
| 伊豆柿 | | | | | | | | | | | |
| 早生富有柿 | | | | | | | | | | | |
| 富有柿 | | | | | | | | | | | |
| 冷蔵柿 | | | | | | | | | | | |
| その他柿 | | | | | | | | | | | |
| 甘柿計 | | | | | | | | | | | |
| 渋柿 | | | | | | | | | | | |
| 脱渋柿 | | | | | | | | | | | |
| 干柿(国内) | | | | | | | | | | | |
| 干柿(輸入) | 3,702.00 | 2,681,148 | 724.24 | 2,915.40 | 2,030,067 | 696.32 | 786.60 | 651,081 | 127 | 132 | 104 |
| 柿計 | 3,702.00 | 2,681,148 | 724.24 | 2,915.40 | 2,030,067 | 696.32 | 786.60 | 651,081 | 127 | 132 | 104 |
| 西瓜 | | | | | | | | | | | |
| 小玉西瓜 | | | | | | | | | | | |
| 温室西瓜 | | | | | | | | | | | |
| 西瓜計 | | | | | | | | | | | |
| プリンスメロン | | | | | | | | | | | |
| アンデスメロン 肥後クリンメロン | | | | | | | | | | | |
| その他メロン | 38,210.00 | 8,614,119 | 225.44 | 7,705.00 | 2,600,638 | 337.52 | 30,505.00 | 6,013,481 | 496 | 331 | 67 |
| アールス(静岡) | | | | | | | | | | | |
| アールス(静岡以外) | 25.00 | 17,280 | 691.20 | 65.00 | 20,952 | 322.33 | -40.00 | -3,672 | 38 | 82 | 214 |
| アールス計 | 25.00 | 17,280 | 691.20 | 65.00 | 20,952 | 322.33 | -40.00 | -3,672 | 38 | 82 | 214 |
| 赤肉メロン | 11,265.00 | 2,790,859 | 247.74 | 51,688.80 | 10,254,012 | 198.37 | -40,423.80 | -7,463,153 | 22 | 27 | 125 |
| メロン計 | 49,500.00 | 11,422,258 | 230.75 | 59,458.80 | 12,875,602 | 216.54 | -9,958.80 | -1,453,344 | 83 | 89 | 107 |
| ハウスもも | | | | | | | | | | | |
| もも | | | | | | | | | | | |
| もも計 | | | | | | | | | | | |
| ネクタリン | | | | | | | | | | | |
| すもも | | | | | | | | | | | |
| 桜桃(国内) | | | | | | | | | | | |
| 輸入チェリー | 10,503.60 | 18,587,507 | 1,769.63 | 14,304.80 | 25,931,069 | 1,812.75 | -3,801.20 | -7,343,562 | 73 | 72 | 98 |
| 枇杷 | | | | | | | | | | | |
| いちじく | | | | | | | | | | | |
| 栗 | | | | | | | | | | | |
| レモン | 1,435,517.40 | 440,214,403 | 306.65 | 1,267,310.00 | 442,233,884 | 348.95 | 168,207.40 | -2,019,481 | 113 | 100 | 88 |
| グレープフルーツ | 864,734.00 | 159,906,189 | 184.91 | 909,525.00 | 166,869,998 | 183.46 | -44,791.00 | -6,963,809 | 95 | 96 | 101 |
| オレンジ | 1,957,131.00 | 492,144,971 | 251.46 | 1,883,839.00 | 561,338,252 | 297.97 | 73,292.00 | -69,193,281 | 104 | 88 | 84 |
| バナナ | 15,709,232.00 | 2,223,399,119 | 141.53 | 16,369,047.00 | 2,220,043,230 | 135.62 | -659,815.00 | 3,355,889 | 96 | 100 | 104 |
| 青バナナ | 2,282,292.00 | 325,406,425 | 142.57 | 2,207,351.00 | 335,534,929 | 152.00 | 74,941.00 | -10,128,504 | 103 | 97 | 94 |
| バナナ計 | 17,991,524.00 | 2,548,805,544 | 141.66 | 18,576,398.00 | 2,555,578,159 | 137.57 | -584,874.00 | -6,772,615 | 97 | 100 | 103 |
| パイナップル | 2,712,609.20 | 454,176,751 | 167.43 | 2,729,990.40 | 475,124,520 | 174.03 | -17,381.20 | -20,947,769 | 99 | 96 | 96 |
| キウイ | 1,793,265.60 | 982,510,427 | 547.88 | 1,744,054.40 | 930,783,422 | 533.68 | 49,211.20 | 51,727,005 | 103 | 106 | 103 |
| 国内キウイ | | | | | | | | | | | |
| パパイヤ | 9,085.00 | 9,476,776 | 1,043.12 | 10,885.00 | 11,404,534 | 1,047.72 | -1,800.00 | -1,927,758 | 83 | 83 | 100 |
| マンゴー | 23,812.50 | 16,183,501 | 679.62 | 28,244.60 | 22,467,552 | 795.46 | -4,432.10 | -6,284,051 | 84 | 72 | 85 |
| 国産マンゴー | | | | | | | | | | | |
| ハネジュウメロン | 150,623.00 | 22,145,095 | 147.02 | 495,602.00 | 45,309,121 | 91.42 | -344,979.00 | -23,164,026 | 30 | 49 | 161 |
| アボガド | 1,087,109.00 | 474,153,470 | 436.16 | 1,204,134.00 | 495,952,254 | 411.87 | -117,025.00 | -21,798,784 | 90 | 96 | 106 |
| その他輸入果実 | 90,388.30 | 116,439,275 | 1,288.21 | 105,236.80 | 132,820,169 | 1,262.10 | -14,848.50 | -16,380,894 | 86 | 88 | 102 |
| その他果実 | 11,098.00 | 5,927,820 | 534.13 | 9,597.20 | 4,975,626 | 518.44 | 1,500.80 | 952,194 | 116 | 119 | 103 |
| 果実計 | 29,048,144.80 | 6,290,283,127 | 216.54 | 29,756,887.70 | 6,391,127,742 | 214.77 | -708,742.90 | -100,844,615 | 98 | 98 | 101 |
| 国内果実計 | | | | | | | | | | | |
| 輸入果実計 | 29,048,144.80 | 6,290,283,127 | 216.54 | 29,756,887.70 | 6,391,127,742 | 214.77 | -708,742.90 | -100,844,615 | 98 | 98 | 101 |

主要果実の品目別・産地別入荷量比率



果実の産地別取扱高及び主要品目



輸入果実の取扱高

1 国別

(トン,千円,%)

| 順位 | 県名 | 数 量 | | | | | 金 額 | | | | |
|----|----------|--------|--------|--------|--------|--------|-----------|--------|-----------|--------|--------|
| | | 1年 | 比率 | 30年 | 比率 | 前年比 | 1年 | 比率 | 30年 | 比率 | 前年比 |
| | 総 計 | 29,048 | 100.0% | 29,757 | 100.0% | 97.6% | 6,290,283 | 100.0% | 6,391,128 | 100.0% | 98.4% |
| 1 | フィリピン | 18,632 | 64.1% | 20,094 | 67.5% | 92.7% | 2,702,513 | 43.0% | 2,823,653 | 44.2% | 95.7% |
| 2 | 中南米 | 4,287 | 14.8% | 3,723 | 12.5% | 115.1% | 1,123,675 | 17.9% | 1,048,135 | 16.4% | 107.2% |
| 3 | アメリカ | 2,750 | 9.5% | 2,713 | 9.1% | 101.4% | 1,102,805 | 17.5% | 1,207,448 | 18.9% | 91.3% |
| 4 | ニュージーランド | 1,790 | 6.2% | 1,712 | 5.8% | 104.6% | 979,937 | 15.6% | 920,416 | 14.4% | 106.5% |
| 5 | オーストラリア | 746 | 2.6% | 600 | 2.0% | 124.3% | 182,478 | 2.9% | 166,612 | 2.6% | 109.5% |
| 6 | 南アフリカ | 397 | 1.4% | 483 | 1.6% | 82.2% | 64,106 | 1.0% | 75,989 | 1.2% | 84.4% |
| 7 | イスラエル | 222 | 0.8% | 172 | 0.6% | 129.1% | 39,922 | 0.6% | 32,442 | 0.5% | 123.1% |
| 8 | 中 国 | 77 | 0.3% | 89 | 0.3% | 86.5% | 39,445 | 0.6% | 43,944 | 0.7% | 89.8% |
| 9 | 東南アジア | 64 | 0.2% | 68 | 0.2% | 94.1% | 21,331 | 0.3% | 23,546 | 0.4% | 90.6% |
| 10 | 台 湾 | 41 | 0.1% | 74 | 0.2% | 55.4% | 17,233 | 0.3% | 27,792 | 0.4% | 62.0% |

2 品目別

(トン,千円,%)

| 順位 | 品目名 | 数 量 | | | | | 金 額 | | | | |
|----|----------|--------|--------|--------|--------|--------|-----------|--------|-----------|--------|--------|
| | | 1年 | 比率 | 30年 | 比率 | 前年比 | 1年 | 比率 | 30年 | 比率 | 前年比 |
| | 総 計 | 29,048 | 100.0% | 29,757 | 100.0% | 97.6% | 6,290,283 | 100.0% | 6,391,128 | 100.0% | 98.4% |
| 1 | バナナ | 17,992 | 61.9% | 18,576 | 62.4% | 96.9% | 2,548,806 | 40.5% | 2,555,578 | 40.0% | 99.7% |
| 2 | パイナップル | 2,713 | 9.3% | 2,730 | 9.2% | 99.4% | 454,177 | 7.2% | 475,125 | 7.4% | 95.6% |
| 3 | オレンジ | 1,957 | 6.7% | 1,884 | 6.3% | 103.9% | 492,145 | 7.8% | 561,338 | 8.8% | 87.7% |
| 4 | キウイ | 1,793 | 6.2% | 1,744 | 5.9% | 102.8% | 982,510 | 15.6% | 930,783 | 14.6% | 105.6% |
| 5 | レモン | 1,436 | 4.9% | 1,267 | 4.3% | 113.3% | 440,214 | 7.0% | 442,234 | 6.9% | 99.5% |
| 6 | アボカド | 1,087 | 3.7% | 1,204 | 4.0% | 90.3% | 474,153 | 7.5% | 495,952 | 7.8% | 95.6% |
| 7 | グレープフルーツ | 865 | 3.0% | 910 | 3.1% | 95.1% | 159,906 | 2.5% | 166,870 | 2.6% | 95.8% |
| 8 | ぶどう | 590 | 2.0% | 404 | 1.4% | 146.0% | 252,639 | 4.0% | 180,489 | 2.8% | 140.0% |
| 9 | メロン | 200 | 0.7% | 555 | 1.9% | 36.0% | 33,567 | 0.5% | 58,185 | 0.9% | 57.7% |
| 10 | 苺 | 153 | 0.5% | 172 | 0.6% | 89.0% | 233,632 | 3.7% | 265,259 | 4.2% | 88.1% |

果実品目別産地別取扱高表

(県内) (中央市場)

| 品目 | 福岡市 | | | 糸島市 | | | 筑紫地区 | | | 粕屋地区 | | |
|---------|------------|-------------|-------|------------|-------------|-------|--------|---------|-------|------------|------------|-------|
| | 数量(kg) | 金額 | 平均@ | 数量(kg) | 金額 | 平均@ | 数量(kg) | 金額 | 平均@ | 数量(kg) | 金額 | 平均@ |
| ハウスミカン | | | | 14,916.60 | 3,914.358 | 262 | | | | 1,713.00 | 321,775 | 188 |
| 極早生温州 | 200.00 | 13,846 | 69 | 78,260.40 | 28,279.627 | 361 | | | | 32,976.50 | 5,053,884 | 153 |
| 普通温州 | | | | 5,530.00 | 2,251.800 | 407 | | | | 3,740.00 | 658,292 | 176 |
| 温州計 | 200.00 | 13,846 | 69 | 98,707.00 | 34,445.785 | 349 | | | | 38,429.50 | 6,033,951 | 157 |
| 伊予柑 | 185.00 | 8,618 | 47 | 310.00 | 58,428 | 188 | | | | 2,763.00 | 306,148 | 111 |
| 八朔 | 730.00 | 77,543 | 106 | | | | | | | 2,568.00 | 289,925 | 113 |
| 清見 | 70.00 | 3,780 | 54 | 35,394.50 | 6,820.708 | 193 | | | | 614.00 | 87,002 | 142 |
| 甘夏 | 186,479.00 | 40,693,821 | 218 | 113,796.00 | 20,146,958 | 177 | | | | 45,111.00 | 5,567,165 | 123 |
| 日向夏 | 2,189.00 | 655,970 | 300 | 566.00 | 97,955 | 173 | | | | 25,683.50 | 4,543,704 | 177 |
| ネーブル | 100.00 | 5,605 | 56 | | | | | | | 5,785.00 | 1,181,324 | 204 |
| ボンカナン | | | | | | | | | | 18,880.50 | 4,406,865 | 233 |
| デコボ | | | | 2,258.00 | 914,868 | 405 | | | | 31,394.80 | 10,552,808 | 336 |
| その他柑橘 | 9,104.20 | 1,975,185 | 217 | 27,083.88 | 8,291,216 | 306 | | | | 43,046.80 | 5,951,294 | 138 |
| 柑橘計 | 199,057.20 | 43,434,368 | 218 | 278,115.38 | 70,775,918 | 254 | | | | 214,276.10 | 38,920,186 | 182 |
| つがる | | | | | | | | | | | | |
| サンふじ | | | | | | | | | | | | |
| ジョナゴールド | | | | | | | | | | | | |
| 王林 | | | | | | | | | | | | |
| その他のリンゴ | | | | | | | | | | | | |
| リンゴ計 | | | | | | | | | | | | |
| デラウェア | 389.16 | 326,937 | 840 | | | | | | | | | |
| 巨峰 | 949.30 | 830,409 | 875 | | | | | | | | | |
| ベリーA | 712.00 | 311,914 | 438 | | | | | | | | | |
| 温室ぶどう | 6,830.00 | 4,896,200 | 717 | | | | | | | | | |
| ピオーネ | 2,252.00 | 1,574,049 | 699 | | | | 48.00 | 44,323 | 923 | | | |
| その他のぶどう | 1,704.20 | 1,217,781 | 715 | | | | | | | | | |
| ぶどう計 | 12,836.66 | 9,157,290 | 713 | | | | 48.00 | 44,323 | 923 | | | |
| 二十世紀水 | | | | | | | 146.00 | 32,941 | 226 | | | |
| 豊水高 | 1,680.00 | 443,383 | 264 | | | | | | | | | |
| 新興吉 | | | | | | | | | | | | |
| 晩三 | | | | | | | | | | | | |
| その他赤梨 | 6,315.00 | 1,554,764 | 246 | | | | 50.00 | 10,595 | 212 | | | |
| 西梨計 | 7,995.00 | 1,998,147 | 250 | | | | 196.00 | 43,536 | 222 | | | |
| その他毎村 | 253,362.61 | 294,578,135 | 1,163 | 428,550.75 | 494,337,241 | 1,154 | 21.60 | 62,294 | 2,884 | 35,084.00 | 39,827,927 | 1,135 |
| 伊豆本 | 24.00 | 7,829 | 326 | | | | | | | | | |
| 松本 | 665.00 | 96,225 | 145 | | | | | | | | | |
| 富有柿 | 6,989.70 | 1,377,869 | 197 | | | | | | | 638.00 | 84,166 | 132 |
| その他甘柿 | 14,940.00 | 12,221,313 | 818 | | | | | | | | | |
| 甘柿計 | 22,618.70 | 13,703,236 | 606 | | | | | | | 638.00 | 84,166 | 132 |
| 渋柿 | 120.00 | 6,653 | 55 | 27,593.00 | 6,266,857 | 227 | | | | 195.00 | 15,120 | 78 |
| 干柿 | 6.40 | 2,419 | 378 | | | | | | | | | |
| 西瓜 | 447,138.00 | 65,259,198 | 146 | 3,730.00 | 194,150 | 52 | | | | | | |
| 小玉西瓜 | 815.00 | 118,713 | 146 | | | | 380.00 | 41,925 | 110 | | | |
| 温瓜 | | | | | | | | | | | | |
| 西瓜計 | 447,953.00 | 65,377,911 | 146 | 3,730.00 | 194,150 | 52 | 380.00 | 41,925 | 110 | | | |
| プリンスメロン | | | | | | | | | | | | |
| アンデスメロン | | | | | | | | | | | | |
| その他メロン | 447.90 | 108,995 | 243 | | | | | | | 40.00 | 3,780 | 94 |
| オールメロン | | | | | | | | | | | | |
| 赤肉メロン | | | | | | | | | | | | |
| もも | 69.00 | 31,233 | 453 | 6,507.32 | 5,442,664 | 836 | | | | | | |
| ネクタリン | | | | | | | | | | | | |
| すもも | 4,084.10 | 3,002,378 | 735 | 31.50 | 14,269 | 453 | | | | 1,631.20 | 1,207,268 | 740 |
| 桜桃 | | | | | | | | | | | | |
| 枇杷 | 1,741.84 | 1,308,709 | 751 | 2,284.86 | 2,381,343 | 1,042 | | | | | | |
| イチジク | 2,646.12 | 1,559,150 | 589 | | | | | | | 7,767.60 | 4,383,284 | 564 |
| 栗 | 172.00 | 80,267 | 467 | | | | 90.00 | 10,530 | 117 | 87.50 | 45,630 | 521 |
| レモン | 224.80 | 45,586 | 203 | 1,524.00 | 425,706 | 279 | | | | 407.00 | 115,819 | 285 |
| グレープ | | | | | | | | | | | | |
| オレンジ | | | | | | | | | | | | |
| バナナ | | | | | | | | | | | | |
| 青バナナ | | | | | | | | | | | | |
| バナナ計 | | | | | | | | | | | | |
| パイナップル | | | | | | | | | | | | |
| 国内キーウイ | 16,992.80 | 12,064,169 | 710 | 6,723.50 | 2,044,585 | 304 | | | | | | |
| パイナップル | | | | | | | | | | | | |
| マンゴ | | | | | | | | | | | | |
| その他輸入果実 | 2,415.19 | 1,724,790 | 714 | 8.80 | 7,213 | 820 | | | | | | |
| 果実計 | 972,743.32 | 448,183,436 | 461 | 755,069.11 | 581,889,946 | 771 | 735.60 | 202,608 | 275 | 260,126.40 | 84,603,180 | 325 |

果実品目別産地別取扱高表

| 品目 | (県内) | | | (中央市場) | | | 朝倉地区 | | | 三井地区 | | |
|---------|-----------|------------|-------|--------------|-------------|-------|------------|-------------|-------|-----------|------------|-------|
| | 数量(kg) | 金額 | 平均@ | 数量(kg) | 金額 | 平均@ | 数量(kg) | 金額 | 平均@ | 数量(kg) | 金額 | 平均@ |
| ハウスミカン | | | | | | | | | | | | |
| 極早 | 406.00 | 51,763 | 127 | | | | | | | | | |
| 早生 | 2,705.00 | 476,690 | 176 | | | | | | | | | |
| 普通 | | | | 290.00 | 19,492 | 67 | | | | | | |
| 温州 | 3,111.00 | 528,453 | 170 | 290.00 | 19,492 | 67 | | | | | | |
| 伊予 | | | | | | | | | | | | |
| 八朔 | | | | | | | 125.00 | 42,638 | 341 | | | |
| 清見 | | | | | | | | | | | | |
| 夏柑 | 920.00 | 94,985 | 103 | | | | | | | | | |
| 日向 | 4,885.00 | 765,039 | 157 | | | | | | | | | |
| ネーブル | | | | | | | | | | | | |
| ポンカ | 140.00 | 30,283 | 216 | | | | | | | | | |
| デコボ | | | | | | | | | | | | |
| その他柑橘 | 6,030.00 | 915,378 | 152 | 80.00 | 31,104 | 389 | | | | | | |
| 計 | 15,086.00 | 2,334,138 | 155 | 370.00 | 50,596 | 137 | 465.00 | 83,084 | 179 | | | |
| サンプ | | | | | | | | | | | | |
| ジョナゴールド | | | | | | | | | | | | |
| 王林 | | | | | | | | | | | | |
| その他のリンゴ | | | | | | | | | | | | |
| リンゴ | | | | | | | | | | | | |
| デラウェア | | | | | | | 80.00 | 86,400 | 1,080 | 380.00 | 474,768 | 1,249 |
| 巨峰 | | | | 17,084.40 | 15,852,994 | 928 | 18,332.10 | 14,071,144 | 768 | 742.80 | 594,172 | 800 |
| ベリー | | | | 14,626.00 | 8,360,485 | 572 | 360.00 | 174,365 | 484 | | | |
| アールスメロン | | | | | | | | | | | | |
| オード | | | | 6,901.40 | 6,737,686 | 976 | 155.40 | 173,620 | 1,117 | 93.60 | 115,603 | 1,235 |
| その他のどう | | | | 22,753.40 | 28,514,921 | 1,253 | 591.20 | 683,921 | 1,157 | 300.70 | 309,400 | 1,029 |
| 計 | | | | 61,365.20 | 59,466,086 | 969 | 19,518.70 | 15,189,450 | 778 | 1,517.10 | 1,493,943 | 985 |
| 二十世紀 | | | | 13,845.00 | 5,103,022 | 369 | | | | | | |
| 幸水 | | | | 68,993.00 | 31,518,765 | 457 | 4,680.00 | 1,632,250 | 349 | 266.00 | 62,425 | 235 |
| 豊水 | | | | 82,000.00 | 26,981,940 | 329 | 9,475.00 | 3,302,712 | 349 | | | |
| 新興 | | | | 48,315.00 | 13,538,817 | 280 | 4,262.50 | 1,272,618 | 299 | | | |
| 新吉 | | | | 9,640.00 | 2,782,382 | 289 | | | | | | |
| 晩赤 | | | | | | | | | | | | |
| 三洋 | | | | 42,206.40 | 14,753,203 | 350 | 8,065.00 | 2,795,566 | 347 | 305.00 | 70,795 | 232 |
| 計 | | | | 264,999.40 | 94,678,129 | 357 | 26,482.50 | 9,003,146 | 340 | 571.00 | 133,220 | 233 |
| その他 | 11,269.05 | 15,521,671 | 1,377 | 10,021.90 | 12,975,493 | 1,295 | 41,339.52 | 65,488,002 | 1,584 | 38,264.38 | 52,434,693 | 1,370 |
| 西村 | | | | 81,661.50 | 23,637,030 | 289 | 5,506.00 | 780,710 | 142 | 2,310.00 | 357,996 | 155 |
| 伊豆 | | | | | | | 3,346.60 | 504,346 | 151 | | | |
| 松本 | | | | 79,707.30 | 21,745,983 | 273 | 6,084.00 | 1,053,856 | 173 | 2,600.00 | 360,209 | 139 |
| 富士 | | | | 601,722.40 | 159,953,347 | 266 | 62,722.00 | 14,505,476 | 231 | 11,740.00 | 1,833,837 | 156 |
| その他の甘柿 | | | | 59,410.00 | 14,647,439 | 247 | 6,056.00 | 1,297,012 | 214 | 735.00 | 112,651 | 153 |
| 計 | | | | 822,501.20 | 219,983,799 | 267 | 83,714.60 | 18,141,400 | 217 | 17,385.00 | 2,664,693 | 153 |
| 渋柿 | | | | | | | | | | 248.00 | 21,288 | 86 |
| 干柿 | | | | | | | | | | 3.90 | 2,159 | 554 |
| 西瓜 | 41,634.00 | 5,245,128 | 126 | | | | | | | | | |
| 小玉 | | | | | | | | | | | | |
| 温室 | | | | | | | | | | | | |
| 西瓜 | 41,634.00 | 5,245,128 | 126 | | | | | | | | | |
| 計 | | | | | | | | | | | | |
| プリンスメロン | | | | | | | | | | | | |
| アンデスメロン | | | | | | | | | | | | |
| その他メロン | | | | | | | | | | | | |
| オールメロン | | | | | | | | | | | | |
| 赤肉 | | | | | | | | | | | | |
| もも | | | | 29,282.82 | 21,079,904 | 720 | 717.60 | 490,968 | 684 | | | |
| ネクタリン | | | | | | | | | | | | |
| すもも | 1,444.40 | 954,179 | 661 | 294.40 | 240,709 | 818 | 6,837.36 | 5,371,065 | 786 | | | |
| 桜桃 | | | | | | | | | | | | |
| 枇杷 | 1,996.23 | 2,048,774 | 1,026 | | | | | | | | | |
| イチジク | 4,116.80 | 2,974,982 | 723 | 40,346.91 | 37,291,824 | 924 | 736.80 | 423,290 | 574 | 3,322.20 | 2,191,388 | 660 |
| 栗 | | | | | | | 271.00 | 101,040 | 373 | 25.00 | 9,614 | 385 |
| レモン | 100.00 | 34,560 | 346 | | | | | | | | | |
| オレンジ | | | | | | | | | | | | |
| バナナ | | | | | | | | | | | | |
| 青バナナ | | | | | | | | | | | | |
| バナナ | | | | | | | | | | | | |
| 計 | | | | | | | | | | | | |
| キウイ | | | | | | | | | | | | |
| 国内 | | | | | | | | | | | | |
| キーウ | | | | | | | | | | | | |
| パイナップル | | | | | | | | | | | | |
| マンゴ | | | | | | | 208.44 | 294,554 | 1,413 | | | |
| その他輸入果実 | | | | | | | | | | | | |
| 計 | | | | | | | 291.30 | 775,598 | 2,663 | 69.10 | 112,384 | 1,626 |
| 果実計 | 75,646.48 | 29,113,432 | 385 | 1,229,181.83 | 445,766,540 | 363 | 180,582.82 | 115,361,597 | 639 | 61,405.68 | 59,063,382 | 962 |

果実品目別産地別取扱高表

| 品目 | (県内) | | | (中央市場) | | | 浮羽地区 | | | 八女地区 | | | 筑後市 | | |
|----------|----------|-----------|-------|--------------|-------------|-------|--------------|---------------|------------|------------|-------------|--------|-----|--|--|
| | 産地 | 数量(kg) | 金額 | 平均@ | 数量(kg) | 金額 | 平均@ | 数量(kg) | 金額 | 平均@ | 数量(kg) | 金額 | 平均@ | | |
| ハウスミカン | | | | | | | | 1,921.00 | 679,838 | 354 | | | | | |
| 極早温州 | | | | | | | | 102,243.50 | 25,206,976 | 247 | | | | | |
| 早生温州 | | | | | | | | 98,496.00 | 21,986,650 | 223 | | | | | |
| 普通温州 | | | | | | | | 90,372.40 | 23,786,006 | 263 | | | | | |
| 温州計 | | | | | | | | 293,032.90 | 71,659,470 | 245 | | | | | |
| 伊予柑 | | | | | | | | | | | | | | | |
| 八朔 | | | | | | | | | | | | | | | |
| 清見 | | | | | | | | 408.00 | 86,573 | 212 | | | | | |
| 甘夏 | | | | | | | | | | | | | | | |
| 日向夏 | | | | | | | | | | | | | | | |
| ネーブル | | | | | | | | | | | | | | | |
| ポロン | | | | | | | | | | | | | | | |
| デコボ | | | | | | | | | | | | | | | |
| その他の柑橘 | | | | | | | | 12,141.00 | 3,606,012 | 297 | 200.00 | 19,710 | 99 | | |
| 柑橘計 | | | | | | | | 305,581.90 | 75,352,055 | 247 | 200.00 | 19,710 | 99 | | |
| つばき | | | | | | | | | | | | | | | |
| サンふじ | | | | | | | | | | | | | | | |
| ふじ | | | | | | | | | | | | | | | |
| ジョナゴールド | | | | | | | | | | | | | | | |
| 王林 | | | | | | | | | | | | | | | |
| むつ | | | | | | | | | | | | | | | |
| その他のリンゴ | | | | | | | | | | | | | | | |
| リンゴ計 | | | | | | | | | | | | | | | |
| デラウェア | | | | 14,636.00 | 11,197,903 | 765 | 4,951.40 | 7,494,704 | 1,514 | 152.00 | 115,908 | 763 | | | |
| 巨峰 | 493.20 | 322,574 | 654 | 197,238.80 | 161,872,461 | 821 | 202,936.50 | 270,154,919 | 1,331 | 21,009.40 | 28,716,661 | 1,367 | | | |
| ベリ | | | | | | | 1,308.00 | 472,669 | 361 | 5,202.40 | 3,063,763 | 589 | | | |
| 温室内ぶどう | | | | | | | | | | | | | | | |
| ピオーネ | | | | 23,199.20 | 23,212,905 | 1,001 | 44,413.80 | 58,941,688 | 1,327 | 5,120.00 | 6,576,429 | 1,284 | | | |
| その他のぶどう | 64.00 | 139,104 | 2,174 | 13,201.40 | 17,994,242 | 1,363 | 48,363.60 | 78,581,556 | 1,625 | 33,405.00 | 38,227,870 | 1,144 | | | |
| ぶどう計 | 557.20 | 461,678 | 829 | 248,275.40 | 214,277,511 | 863 | 301,973.30 | 415,645,536 | 1,376 | 64,888.80 | 76,700,631 | 1,182 | | | |
| 二十世紀 | | | | 1,180.00 | 313,696 | 266 | | | | | | | | | |
| 幸水 | | | | 76,285.00 | 31,779,541 | 417 | 347,459.00 | 156,220,952 | 450 | 1,040.00 | 322,041 | 310 | | | |
| 新豊水 | | | | 29,781.00 | 9,433,162 | 317 | 298,905.00 | 102,973,574 | 345 | 1,670.00 | 412,539 | 247 | | | |
| 新高水 | | | | 1,945.00 | 469,901 | 242 | | | | | | | | | |
| 晩三吉 | | | | 1,060.00 | 307,152 | 290 | 32,110.00 | 10,580,587 | 330 | | | | | | |
| その他の赤梨 | | | | 2,379.00 | 846,105 | 356 | 1,395.00 | 427,334 | 306 | | | | | | |
| 西洋梨計 | | | | 112,630.00 | 43,149,557 | 383 | 679,869.00 | 270,202,447 | 397 | 2,710.00 | 734,580 | 271 | | | |
| 梨の他 | 45.50 | 58,579 | 1,287 | 11,633.04 | 4,451,382 | 383 | 336,084.85 | 524,794,761 | 1,561 | 57,735.99 | 90,565,246 | 1,569 | | | |
| 西村豆 | 1,765.00 | 439,332 | 249 | 68,895.00 | 20,212,496 | 293 | | | | | | | | | |
| 伊豆 | | | | 2,535.00 | 299,582 | 118 | | | | | | | | | |
| 本松 | 3,920.00 | 556,599 | 142 | 114,473.68 | 29,530,902 | 258 | | | | | | | | | |
| 富士 | 3,005.00 | 419,801 | 140 | 709,577.30 | 191,344,252 | 270 | 50.00 | 6,967 | 139 | | | | | | |
| その他の甘柿 | 160.00 | 28,749 | 180 | 101,125.00 | 27,069,606 | 268 | 95.50 | 76,680 | 803 | | | | | | |
| 甘柿計 | 8,850.00 | 1,444,481 | 163 | 996,605.98 | 268,456,838 | 269 | 145.50 | 83,647 | 575 | | | | | | |
| 渋柿 | | | | | | | 65.00 | 3,649 | 56 | | | | | | |
| 干柿 | | | | | | | | | | | | | | | |
| 西瓜 | | | | | | | | | | | | | | | |
| 小玉西瓜 | | | | | | | | | | | | | | | |
| 温室内西瓜 | | | | | | | | | | | | | | | |
| 西瓜計 | | | | | | | | | | | | | | | |
| プリンスメロン | | | | | | | | | | | | | | | |
| アンデスメロン | | | | | | | | | | | | | | | |
| その他のメロン | | | | | | | | | | | | | | | |
| オールメロン | | | | | | | | | | | | | | | |
| 赤肉メロン | | | | | | | | | | | | | | | |
| もも | | | | 997.86 | 568,779 | 570 | 45,047.81 | 56,057,011 | 1,244 | | | | | | |
| ネクタリン | | | | | | | | | | | | | | | |
| すもも | | | | 110.00 | 62,424 | 567 | 23,563.10 | 16,993,111 | 721 | | | | | | |
| 桜桃 | | | | | | | 27.30 | 184,356 | 6,753 | | | | | | |
| 枇杷 | | | | | | | 1,047.50 | 1,975,949 | 1,886 | | | | | | |
| イチジク | | | | 10,379.58 | 8,552,935 | 824 | | | | | | | | | |
| 栗 | | | | | | | 5,494.00 | 3,878,060 | 706 | | | | | | |
| レモン | | | | | | | 230.00 | 36,936 | 161 | | | | | | |
| オレンジ | | | | | | | 60.00 | 20,736 | 346 | | | | | | |
| バナナ | | | | | | | | | | | | | | | |
| 青バナナ | | | | | | | | | | | | | | | |
| バナナ計 | | | | | | | | | | | | | | | |
| パイナップル | | | | | | | | | | | | | | | |
| 国内キーウイ | | | | | | | 1,245.00 | 538,839 | 433 | | | | | | |
| 国内キーウイ | | | | | | | 432,773.16 | 225,707,547 | 522 | | | | | | |
| パイナップル | | | | | | | | | | | | | | | |
| マンゴー | | | | | | | | | | | | | | | |
| その他の輸入果実 | | | | | | | | | | | | | | | |
| その他の果実 | 118.00 | 401,099 | 3,399 | | | | 556.10 | 983,785 | 1,769 | | | | | | |
| 果実計 | 9,570.70 | 2,365,837 | 247 | 1,380,631.86 | 539,519,426 | 391 | 2,133,763.52 | 1,592,458,425 | 746 | 125,534.79 | 168,020,167 | 1,338 | | | |

果実品目別産地別取扱高表

| 品目 | 産地 | (県内) | | | (中央市場) | | | 三潞地区 | | | みやま市 | | | |
|----------|------------|-------------|--------|------------|-------------|-----------|------------|-------------|-------|--------|------|--------------|-------------|-------|
| | | 大川市 | 数量(kg) | 金額 | 平均@ | 柳川市 | 数量(kg) | 金額 | 平均@ | 数量(kg) | 金額 | 平均@ | 数量(kg) | 金額 |
| ハウスミカン | 生 | | | | | | | | | | | 22,416.40 | 25,435,636 | 1,135 |
| 極早温州 | | | | | | | | | | | | 332,615.00 | 73,414,183 | 221 |
| 早生温州 | | | | | | | | | | | | 1,059,648.00 | 251,280,268 | 237 |
| 普通温州 | | | | | | | | | | | | 234,789.80 | 75,481,395 | 321 |
| 温州計 | | | | | | | | | | | | 1,649,469.20 | 425,611,482 | 258 |
| 伊予柑 | | | | | | | | | | | | 3,060.00 | 551,664 | 180 |
| 八朔 | | | | | | | | | | | | | | |
| 清見 | | | | | | | | | | | | | | |
| 甘夏 | | | | | | | | | | | | | | |
| 日向夏 | | | | | | | | | | | | | | |
| ネーブル | | | | | | | | | | | | | | |
| ポーン | | | | | | | | | | | | | | |
| デコボ | | | | | | | | | | | | | | |
| その他柑 | | | | | | | | | | | | 53,251.00 | 18,159,497 | 341 |
| 柑計 | | | | | | | | | | | | 1,705,780.20 | 444,322,643 | 260 |
| つが | | | | | | | | | | | | | | |
| サンふ | | | | | | | | | | | | | | |
| ふじ | | | | | | | | | | | | | | |
| ジョナゴールド | | | | | | | | | | | | | | |
| 王林 | | | | | | | | | | | | | | |
| その他のリンゴ | | | | | | | | | | | | | | |
| リンゴ計 | | | | | | | | | | | | | | |
| デラウェア | | | | | | | | | | | | 40,673.40 | 52,357,092 | 1,287 |
| 巨峰 | | | | | 9,090.00 | 8,269,647 | 910 | | | | | 4,576.30 | 4,672,457 | 1,021 |
| ベリ | | | | | | | | | | | | 17,190.00 | 9,376,941 | 545 |
| 温室内ぶどう | | | | | | | | | | | | | | |
| ピオーネ | | | | | | | | | | | | 6,228.60 | 6,005,071 | 964 |
| その他のぶどう | | | | | 144.00 | 188,568 | 1,310 | | | | | 40,694.00 | 49,258,912 | 1,210 |
| ぶどう計 | | | | | 9,234.00 | 8,458,215 | 916 | | | | | 109,362.30 | 121,670,473 | 1,113 |
| ニセ | | | | | | | | | | | | | | |
| 幸水 | | | | | | | | | | | | 2,010.00 | 1,030,881 | 513 |
| 豊水 | | | | | | | | | | | | 5,450.00 | 2,198,664 | 403 |
| 新興 | | | | | | | | | | | | 30.00 | 9,288 | 310 |
| 新晩熟 | | | | | | | | | | | | | | |
| その他赤梨 | | | | | | | | | | | | 2,125.00 | 789,481 | 372 |
| 西梨 | | | | | | | | | | | | | | |
| 梨計 | | | | | | | | | | | | 9,615.00 | 4,028,314 | 419 |
| 西の他 | 164,210.96 | 236,644.994 | 1,441 | 181,123.20 | 281,061.990 | 1,552 | 303,116.00 | 376,526.024 | 1,242 | | | 6.90 | 4,223 | 612 |
| 伊豆 | | | | | | | | | | | | | | |
| 松本 | | | | | | | | | | | | | | |
| 富田 | | | | | | | | | | | | | | |
| その他の甘柿 | | | | | | | | | | | | | | |
| 渋柿 | | | | | | | | | | | | | | |
| 干柿 | | | | | | | | | | | | | | |
| 西瓜 | | | | | | | | | | | | | | |
| 小玉西瓜 | | | | | | | | | | | | | | |
| 西瓜 | | | | | | | | | | | | | | |
| 西瓜計 | | | | | | | | | | | | | | |
| プリンスメロン | | | | | | | | | | | | | | |
| アンデスメロン | | | | | | | | | | | | | | |
| その他のメロン | | | | | | | | | | | | | | |
| オールスメロン | | | | | | | | | | | | | | |
| 赤肉メロン | | | | | | | | | | | | | | |
| 赤もも | 18.00 | 42,768 | 2,376 | | | | | | | | | 6,213.74 | 5,475,144 | 881 |
| ネクター | | | | | | | | | | | | | | |
| すもも | | | | | | | | | | | | 79.80 | 65,146 | 816 |
| 桜桃 | | | | | | | | | | | | | | |
| 枇杷 | | | | | | | | | | | | | | |
| イチジク | | | | 53,068.20 | 31,463,761 | 593 | 15,823.10 | 13,740,840 | 868 | | | | | |
| 栗 | | | | | | | | | | | | | | |
| レモン | | | | | | | | | | | | 378.00 | 142,884 | 378 |
| オレンジ | | | | | | | | | | | | | | |
| バナナ | | | | | | | | | | | | | | |
| 青バナナ | | | | | | | | | | | | | | |
| バナナ計 | | | | | | | | | | | | | | |
| パイナップル | | | | | | | | | | | | | | |
| 国内キーウイ | | | | | | | | | | | | | | |
| 国内キーウイ | | | | | | | | | | | | 81,881.20 | 34,662,691 | 423 |
| パイナップル | | | | | | | | | | | | | | |
| アマゾン | | | | | | | | | | | | | | |
| その他の輸入果実 | | | | | | | | | | | | 204.00 | 231,768 | 1,136 |
| その他の果実 | | | | 6.12 | 34,993 | 5,718 | | | | | | 106.10 | 108,446 | 1,022 |
| 果実計 | 164,228.96 | 236,687.762 | 1,441 | 243,431.52 | 321,018.959 | 1,319 | 319,143.10 | 390,498.632 | 1,224 | | | 1,913,423.24 | 610,479,964 | 319 |

果実品目別産地別取扱高表

(県内) (中央市場)

| 品目 | 三池地区 | | | 遠賀郡 | | | 直方市 | | | 鞍手地区 | | |
|----------|------------|-------------|-------|-----------|------------|-------|-----------|------------|-------|-----------|------------|-------|
| | 数量(kg) | 金額 | 平均@ | 数量(kg) | 金額 | 平均@ | 数量(kg) | 金額 | 平均@ | 数量(kg) | 金額 | 平均@ |
| ハウスミカン | | | | | | | | | | | | |
| 極早温州 | | | | | | | | | | | | |
| 早生温州 | | | | | | | | | | | | |
| 普通温州 | | | | | | | | | | | | |
| 温州計 | | | | | | | | | | | | |
| 伊予柑 | | | | | | | | | | | | |
| 清見 | | | | | | | | | | | | |
| 日向夏 | | | | | | | | | | | | |
| ネーブル | | | | | | | | | | | | |
| ポーン | | | | | | | | | | | | |
| デコボ | | | | | | | | | | | | |
| その他の柑橘 | | | | | | | | | | | | |
| 柑 | | | | | | | | | | | | |
| つばき | | | | | | | | | | | | |
| サンふじ | | | | | | | | | | | | |
| ジョナゴールド | | | | | | | | | | | | |
| 王林 | | | | | | | | | | | | |
| むつ | | | | | | | | | | | | |
| その他のリンゴ | | | | | | | | | | | | |
| リンゴ計 | | | | | | | | | | | | |
| デラウェア | 2,749.00 | 2,601,849 | 946 | | | | | | | | | |
| 巨峰 | | | | | | | 24,105.60 | 18,894,207 | 784 | 2,460.00 | 1,129,249 | 459 |
| ベリ | | | | | | | | | | | | |
| 温室ぶどう | | | | | | | | | | | | |
| ピオーネ | | | | | | | 4,210.80 | 4,146,486 | 985 | | | |
| その他のぶどう | | | | | | | 325.20 | 292,031 | 898 | | | |
| ぶどう計 | 2,749.00 | 2,601,849 | 946 | | | | 28,641.60 | 23,332,724 | 815 | 2,460.00 | 1,129,249 | 459 |
| 二十世紀 | | | | | | | | | | | | |
| 幸水 | | | | | | | | | | | | |
| 豊水 | | | | | | | | | | | | |
| 新興 | | | | | | | | | | | | |
| 新吉 | | | | | | | | | | | | |
| 晩熟 | | | | | | | | | | | | |
| その他の赤梨 | | | | | | | | | | | | |
| 西洋梨 | | | | | | | | | | | | |
| 梨計 | | | | | | | | | | | | |
| その他の | 75,336.36 | 100,014,337 | 1,328 | 20,851.60 | 30,798,440 | 1,477 | 25,936.82 | 37,771,147 | 1,456 | 10,179.81 | 16,411,043 | 1,612 |
| 西村豆 | | | | | | | | | | | | |
| 伊豆 | | | | | | | | | | | | |
| 松本柿 | | | | | | | | | | | | |
| 富田柿 | | | | | | | | | | | | |
| 富田甘柿 | | | | | | | | | | | | |
| その他の柿 | | | | | | | | | | | | |
| 洪柿 | | | | | | | | | | | | |
| 干柿 | | | | | | | | | | | | |
| 西瓜 | | | | | | | | | | | | |
| 小玉西瓜 | | | | | | | | | | | | |
| 温室西瓜 | | | | | | | | | | | | |
| 西瓜計 | | | | | | | | | | | | |
| プリンスメロン | | | | | | | | | | | | |
| アデスメロン | | | | | | | | | | | | |
| その他のメロン | | | | | | | | | | | | |
| オールスメロン | | | | | | | | | | | | |
| 赤肉メロン | | | | | | | | | | | | |
| 赤肉メロン | | | | | | | | | | | | |
| ネクター | | | | | | | | | | | | |
| すもも | 61,352.60 | 48,321,433 | 788 | | | | | | | | | |
| 桜桃 | | | | | | | 7,306.40 | 8,123,441 | 1,112 | | | |
| 枇杷 | | | | | | | 5,952.80 | 4,119,580 | 692 | | | |
| イチジク | 10,272.50 | 7,065,186 | 688 | | | | | | | | | |
| 栗 | | | | | | | | | | | | |
| レモン | 260.00 | 95,473 | 367 | | | | | | | | | |
| グレープ | | | | | | | | | | | | |
| オレンジ | | | | | | | | | | | | |
| バナナ | | | | | | | | | | | | |
| 青バナナ | | | | | | | | | | | | |
| バナナ計 | | | | | | | | | | | | |
| パイナップル | | | | | | | | | | | | |
| 国内キーウイ | | | | | | | | | | | | |
| 国内キーウイ | | | | | | | | | | | | |
| パイナップル | | | | | | | | | | | | |
| パイナップル | | | | | | | | | | | | |
| その他の輸入果実 | 1,856.30 | 4,125,459 | 2,222 | 576.00 | 1,175,152 | 2,040 | | | | | | |
| その他の果実 | | | | | | | | | | | | |
| 果実計 | 151,826.76 | 162,223,737 | 1,068 | 34,686.80 | 44,216,613 | 1,275 | 54,578.42 | 61,103,871 | 1,120 | 12,639.81 | 17,540,292 | 1,388 |

果実品目別産地別取扱高表

| 品目 | (県内) | | | (中央市場) | | | 嘉穂地区 | | | 田川地区 | | | 行橋市 | | |
|---------|-------|--------|--------|--------|----------|-----------|-------|----------|-----------|-------|--------|--------|-------|--------|--|
| | 産地 | 数量(kg) | 金額 | 平均@ | 数量(kg) | 金額 | 平均@ | 数量(kg) | 金額 | 平均@ | 数量(kg) | 金額 | 平均@ | | |
| ハ極早生 | ウスミカシ | | | | | | | | | | | | | | |
| 早生 | 州 | 180.00 | 25,488 | 142 | | | | | | | | | | | |
| 普通 | 州 | | | | | | | | | | | | | | |
| 温州 | 州 | 180.00 | 25,488 | 142 | | | | | | | | | | | |
| 伊予 | 柑 | | | | | | | | | | | | | | |
| 八朔 | 見 | | | | | | | | | | | | | | |
| 清見 | 柑 | | | | | | | | | | | | | | |
| 甘夏 | 夏向 | | | | | | | | | | | | | | |
| 日向 | 夏向 | | | | | | | | | | | | | | |
| ネーブル | ブル | | | | | | | | | | | | | | |
| ポロン | カボ | | | | | | | | | | | | | | |
| デコボ | ボ | | | | | | | | | | | | | | |
| その他 | 柑 | | | | | | | | | | | | | | |
| 計 | | 180.00 | 25,488 | 142 | | | | | | | | | | | |
| つ | 橘 | | | | | | | | | | | | | | |
| サ | ふ | | | | | | | | | | | | | | |
| ジョナゴールド | 林 | | | | | | | | | | | | | | |
| 王林 | 林 | | | | | | | | | | | | | | |
| その他 | リンゴ | | | | | | | | | | | | | | |
| 計 | | | | | | | | | | | | | | | |
| デラウェア | ア | | | | | | | | | | | | | | |
| 巨峰 | 峰 | | | | | | | | | | | | | | |
| ベリ | ア | | | | | | | | | | | | | | |
| 温室ぶどう | う | | | | | | | | | | | | | | |
| ピオーネ | う | | | | 72.00 | 107,050 | 1,487 | | | | | | | | |
| その他ぶどう | う | | | | | | | | | | | | | | |
| 計 | | | | | 72.00 | 107,050 | 1,487 | | | | | | | | |
| 二十世紀 | 紀 | | | | | | | | | | | | | | |
| 幸水 | 水 | | | | | | | | | | | | | | |
| 豊高 | 水 | | | | | | | | | | | | | | |
| 新興 | 高 | | | | | | | 4,615.00 | 1,100.639 | 238 | | | | | |
| 新吉 | 興 | | | | | | | | | | | | | | |
| 晩赤 | 吉 | | | | | | | | | | | | | | |
| その他 | 梨 | | | | | | | | | | | | | | |
| 計 | | | | | | | | | | | | | | | |
| 西の他 | 計 | | | | | | | 4,615.00 | 1,100.639 | 238 | | | | | |
| 西の他 | 計 | | | | | | | 104.00 | 295.920 | 2,845 | | | | | |
| 伊豆 | 豆 | | | | | | | | | | | | | | |
| 松本 | 本 | | | | | | | | | | | | | | |
| 富士 | 柿 | | | | 350.00 | 120,960 | 346 | | | | | | | | |
| その他 | 柿 | | | | | | | | | | | | | | |
| 計 | | | | | 350.00 | 120,960 | 346 | | | | | | | | |
| 渋柿 | 柿 | | | | | | | | | | | | | | |
| 干瓜 | 瓜 | | | | | | | | | | | | | | |
| 小玉 | 瓜 | | | | | | | | | | | | | | |
| 温西 | 瓜 | | | | | | | | | | | | | | |
| 西 | 瓜 | | | | | | | | | | | | | | |
| ブリンズメロン | ン | | | | | | | | | | | | | | |
| アンデスメロン | ン | | | | | | | | | | | | | | |
| その他メロン | ン | | | | | | | | | | | | | | |
| オールスメロン | ン | | | | | | | | | | | | | | |
| 赤肉 | メ | | | | | | | | | | | | | | |
| も | ロ | | | | | | | | | | | | | | |
| ネクタリン | ン | | | | | | | | | | | | | | |
| すもも | ン | | | | | | | | | | | | | | |
| 桜桃 | 桃 | | | | | | | | | | | | | | |
| 枇杷 | 杷 | | | | | | | | | | | | | | |
| イチジク | ク | | | | 3,307.20 | 2,882,196 | 871 | 2,068.70 | 2,583,963 | 1,249 | | | | | |
| 栗 | | | | | | | | | | | | | | | |
| レモン | ン | | | | | | | | | | | | | | |
| オレンジ | ン | | | | | | | | | | | | | | |
| バナナ | ナ | | | | | | | | | | | | | | |
| 青バナナ | ナ | | | | | | | | | | | | | | |
| バナナ | ナ | | | | | | | | | | | | | | |
| パイナップル | ン | | | | | | | | | | | | | | |
| 国内 | ウ | | | | | | | | | | | | | | |
| キーウ | イ | | | | | | | | | | | | | | |
| パイナップル | ア | | | | | | | | | | | | | | |
| その他輸入果 | 実 | | | | | | | | | | | | | | |
| 計 | | | | | 12.00 | 18,792 | 1,566 | | | | | | 33.00 | 62,639 | |
| 果実 | 計 | 180.00 | 25,488 | 142 | 3,741.20 | 3,128,998 | 836 | 6,787.70 | 3,980,522 | 586 | 33.00 | 62,639 | 1,898 | | |

果実品目別産地別取扱高表

(県 内) (中 央 市 場)

| 品目 | 北九州市 | | | 合計 | | |
|----------|------------|------------|-------|---------------|---------------|-------|
| | 数量(kg) | 金額 | 平均@ | 数量(kg) | 金額 | 平均@ |
| ハウスミカン | | | | 24,337.40 | 26,115,474 | 1,073 |
| 極早 | | | | 451,894.10 | 102,909,055 | 228 |
| 早生温州 | | | | 1,272,465.90 | 307,116,453 | 241 |
| 普通温州 | | | | 334,722.20 | 102,196,985 | 305 |
| 温州計 | | | | 2,083,419.60 | 538,337,967 | 258 |
| 伊予柑 | | | | 6,318.00 | 924,858 | 146 |
| 八朔 | | | | 3,423.00 | 410,106 | 120 |
| 清見 | | | | 36,486.50 | 6,998,063 | 192 |
| 甘夏柑 | | | | 346,306.00 | 66,502,929 | 192 |
| 日向夏 | | | | 33,323.50 | 6,062,668 | 182 |
| ネーブル | | | | 6,225.00 | 1,227,375 | 197 |
| ボンカン | | | | 19,020.50 | 4,437,148 | 233 |
| ポデコボ | | | | 33,652.80 | 11,467,676 | 341 |
| その他の柑橘 | | | | 150,936.88 | 38,949,396 | 258 |
| 柑橘計 | | | | 2,719,111.78 | 675,318,186 | 248 |
| サンふじ | | | | | | |
| ジョナゴールド | | | | | | |
| 王林 | | | | | | |
| むつ | | | | | | |
| その他のリンゴ | | | | | | |
| リンゴ計 | | | | | | |
| デラウェア | | | | 64,010.96 | 74,655,561 | 1,166 |
| 巨峰 | | | | 499,018.40 | 525,380,894 | 1,053 |
| ベリーA | | | | 39,398.40 | 21,760,137 | 552 |
| 温室ぶどう | | | | 6,830.00 | 4,896,200 | 717 |
| ピオーネ | | | | 92,694.80 | 107,634,910 | 1,161 |
| その他のぶどう | | | | 161,546.70 | 215,408,306 | 1,333 |
| ぶどう計 | | | | 863,499.26 | 949,736,008 | 1,100 |
| 二十世紀 | | | | 15,171.00 | 5,449,659 | 359 |
| 幸水 | | | | 500,733.00 | 222,566,855 | 444 |
| 豊水 | | | | 428,961.00 | 145,745,974 | 340 |
| 新興 | | | | 59,137.50 | 16,381,975 | 277 |
| 新吉 | | | | 42,840.00 | 13,679,409 | 319 |
| 晩三赤 | | | | | | |
| その他の洋梨 | | | | 62,840.40 | 21,247,843 | 338 |
| 梨計 | | | | 1,109,682.90 | 425,071,715 | 383 |
| その他の柿 | 31.86 | 229,392 | 7,200 | 2,004,310.70 | 2,674,852,934 | 1,335 |
| 西豆 | | | | 160,137.50 | 45,427,564 | 284 |
| 伊豆 | | | | 5,905.60 | 811,757 | 137 |
| 松本 | | | | 207,449.98 | 53,343,774 | 257 |
| 富有 | | | | 1,396,794.40 | 369,646,675 | 265 |
| その他の甘柿 | | | | 182,521.50 | 55,453,450 | 304 |
| 甘柿計 | | | | 1,952,808.98 | 524,683,220 | 269 |
| 渋柿 | | | | 28,221.00 | 6,313,567 | 224 |
| 干柿 | | | | 10.30 | 4,578 | 444 |
| 西瓜 | 160,994.00 | 19,359,268 | 120 | 653,496.00 | 90,057,744 | 138 |
| 小玉西瓜 | | | | 1,195.00 | 160,638 | 134 |
| 西瓜計 | 160,994.00 | 19,359,268 | 120 | 654,691.00 | 90,218,382 | 138 |
| プリンスメロン | | | | | | |
| アンデスメロン | | | | | | |
| その他のメロン | | | | 487.90 | 112,775 | 231 |
| オールスメロン | | | | | | |
| 赤肉メロン | | | | | | |
| もも | | | | 88,854.15 | 89,188,471 | 1,004 |
| ネクタリン | | | | | | |
| すもも | | | | 99,428.46 | 76,231,982 | 767 |
| 桜桃 | | | | 27.30 | 184,356 | 6,753 |
| 枇杷 | | | | 14,376.83 | 15,838,216 | 1,102 |
| イチジク | | | | 159,808.51 | 119,232,379 | 746 |
| 栗 | | | | 6,139.50 | 4,125,141 | 672 |
| レモン | | | | 3,123.80 | 896,964 | 287 |
| オレンジ | | | | 60.00 | 20,736 | 346 |
| バナナ | | | | | | |
| バナナ計 | | | | | | |
| パイナップル | | | | | | |
| 国内キーウイ | 122.40 | 114,566 | 936 | 1,245.00 | 538,839 | 433 |
| パイナップル | | | | 538,493.06 | 274,593,558 | 510 |
| マニゴー | | | | 412.44 | 526,322 | 1,276 |
| その他の輸入果実 | | | | | | |
| その他の果実 | | | | 6,048.01 | 9,530,350 | 1,576 |
| 果実計 | 161,148.26 | 19,703,226 | 122 | 10,250,840.88 | 5,937,218,679 | 579 |

果実品目別産地別取扱高表

| 品目 | 産地 | (県名) 北海道 | | | (中央市場) | | | 青森県 | | | 岩手県 | | | 宮城県 | | |
|----------|------------|------------|-------|--------------|---------------|-------------|-----------|------------|------------|--------|---------|-----|--------|---------|-----|--|
| | | 数量(kg) | 金額 | 平均@ | 数量(kg) | 金額 | 平均@ | 数量(kg) | 金額 | 平均@ | 数量(kg) | 金額 | 平均@ | | | |
| ハウスミカン | | | | | | | | | | | | | | | | |
| 極早温州 | | | | | | | | | | | | | | | | |
| 早生温州 | | | | | | | | | | | | | | | | |
| 普通温州 | | | | | | | | | | | | | | | | |
| 伊予柑 | | | | | | | | | | | | | | | | |
| 八朔 | | | | | | | | | | | | | | | | |
| 清見 | | | | | | | | | | | | | | | | |
| 甘夏 | | | | | | | | | | | | | | | | |
| 日向夏 | | | | | | | | | | | | | | | | |
| ネーブル | | | | | | | | | | | | | | | | |
| ポンカボ | | | | | | | | | | | | | | | | |
| デコボ | | | | | | | | | | | | | | | | |
| その他の柑 | | | | | | | | | | | | | | | | |
| 柑 | | | | | | | | | | | | | | | | |
| つが | | | | | 712,031.00 | 197,404,210 | 277 | | | | | | | | | |
| サン | | | | | 2,967,331.00 | 827,032,035 | 279 | 18,410.00 | 6,255,262 | 340 | | | | | | |
| ふ | | | | | 362,425.00 | 167,821,386 | 463 | | | | | | | | | |
| ジョナゴールド | | | | | 936,586.00 | 334,504,668 | 357 | 40,760.00 | 12,956,495 | 318 | | | | | | |
| 王林 | | | | | 1,030,100.00 | 371,887,720 | 361 | 690.00 | 241,056 | 349 | | | | | | |
| つ | | | | | 55,690.00 | 22,656,104 | 407 | | | | | | | | | |
| その他のリンゴ | 890.00 | 233,712 | 263 | 1,296,288.00 | 386,505,360 | 298 | 8,407.50 | 5,357,318 | 637 | | | | | | | |
| リンゴ | 890.00 | 233,712 | 263 | 7,360,451.00 | 2,307,811,483 | 314 | 68,267.50 | 24,810,131 | 363 | | | | | | | |
| デラウェア | | | | | | | | | | | | | | | | |
| 巨峰 | | | | | | | | | | | | | | | | |
| ベリー | | | | | | | | | | | | | | | | |
| 温室ぶどう | | | | | | | | | | | | | | | | |
| ピオーネ | | | | | | | | | | | | | | | | |
| その他のぶどう | | | | | 2,664.00 | 1,777,896 | 667 | | | | | | | | | |
| ぶどう | | | | | 2,664.00 | 1,777,896 | 667 | | | | | | | | | |
| 二十世紀 | | | | | | | | | | | | | | | | |
| 幸水 | | | | | | | | | | | | | | | | |
| 新水 | | | | | 80.00 | 18,533 | 232 | | | | | | 440.00 | 160,812 | 365 | |
| 新興 | | | | | | | | | | | | | | | | |
| 新吉 | | | | | | | | | | | | | | | | |
| 晩赤 | | | | | 135.00 | 45,716 | 339 | | | | | | | | | |
| その他の洋梨 | | | | | 37,400.20 | 11,486,602 | 307 | | | | | | | | | |
| 西梨 | | | | | 37,615.20 | 11,550,851 | 307 | | | | | | 440.00 | 160,812 | 365 | |
| その他の | | | | | | | | | | | | | | | | |
| 西村 | | | | | | | | | | | | | | | | |
| 伊豆 | | | | | | | | | | | | | | | | |
| 松本 | | | | | | | | | | | | | | | | |
| 富田 | | | | | | | | | | | | | | | | |
| 有甘 | | | | | | | | | | | | | | | | |
| その他の柿 | | | | | | | | | | | | | | | | |
| 甘柿 | | | | | | | | | | | | | | | | |
| 渋柿 | | | | | | | | | | | | | | | | |
| 干柿 | | | | | | | | | | | | | | | | |
| 西瓜 | 3,446.00 | 670,834 | 195 | | | | | | | | | | | | | |
| 小玉西瓜 | | | | | | | | | | | | | | | | |
| 温瓜 | 3,446.00 | 670,834 | 195 | | | | | | | | | | | | | |
| 西 | | | | | | | | | | | | | | | | |
| ブリンスメロン | | | | | | | | | | | | | | | | |
| アンデスメロン | | | | | | | | | | | | | | | | |
| その他のメロン | 9,842.50 | 3,724,163 | 378 | 64,983.00 | 22,166,912 | 341 | | | | | | | | | | |
| オールスメロン | | | | 20,578.00 | 9,748,738 | 474 | | | | | | | | | | |
| 赤肉メロン | 113,775.50 | 54,312,058 | 477 | 7,861.00 | 3,322,404 | 423 | | | | | | | | | | |
| もも | | | | 49,859.20 | 28,860,217 | 579 | | | | | | | | | | |
| ネクター | | | | | | | | | | | | | | | | |
| オタリ | | | | | | | | | | | | | | | | |
| オモ | 100.00 | 68,796 | 688 | 3,152.00 | 1,672,706 | 531 | | | | | | | | | | |
| すもも | | | | | | | | | | | | | | | | |
| 桜桃 | 3,561.20 | 6,053,656 | 1,700 | 178.40 | 416,880 | 2,337 | 4.00 | 49,248 | 12,312 | | | | | | | |
| 枇杷 | | | | | | | | | | | | | | | | |
| イチジク | | | | | | | | | | | | | | | | |
| 栗 | | | | | | | | | | | | | | | | |
| レモン | | | | | | | | | | | | | | | | |
| グレイン | | | | | | | | | | | | | | | | |
| オリーブ | | | | | | | | | | | | | | | | |
| バナナ | | | | | | | | | | | | | | | | |
| 青バナナ | | | | | | | | | | | | | | | | |
| バナナ | | | | | | | | | | | | | | | | |
| バナナ | | | | | | | | | | | | | | | | |
| 国内キーウイ | | | | | | | | | | | | | | | | |
| 国内キーウイ | | | | | | | | | | | | | | | | |
| バナナ | | | | | | | | | | | | | | | | |
| その他の輸入果実 | 372.40 | 491,485 | 1,320 | 184,535.00 | 28,013,033 | 152 | | | | | | | | | | |
| その他の果実 | | | | | | | | | | | | | | | | |
| 果実計 | 131,987.60 | 65,554,704 | 497 | 7,731,876.80 | 2,415,341,120 | 312 | 68,271.50 | 24,859,379 | 364 | 440.00 | 160,812 | 365 | | | | |

果実品目別産地別取扱高表

(県名) (中央市場)

| 品目 | 秋田県 | | | 山形県 | | | 福島県 | | | 茨城県 | | |
|---------|-----------|------------|-----|------------|-------------|-------|------------|-------------|--------|-----------|------------|-------|
| | 数量(kg) | 金額 | 平均@ | 数量(kg) | 金額 | 平均@ | 数量(kg) | 金額 | 平均@ | 数量(kg) | 金額 | 平均@ |
| ハウスミカン | | | | | | | | | | | | |
| 極早温州 | | | | | | | | | | | | |
| 早温州 | | | | | | | | | | | | |
| 普通温州 | | | | | | | | | | | | |
| 計 | | | | | | | | | | | | |
| 伊予柑 | | | | | | | | | | | | |
| 八朔 | | | | | | | | | | | | |
| 清見 | | | | | | | | | | | | |
| 夏柑 | | | | | | | | | | | | |
| 日向夏 | | | | | | | | | | | | |
| ネーブル | | | | | | | | | | | | |
| ポンカ | | | | | | | | | | | | |
| デコボ | | | | | | | | | | | | |
| その他柑 | | | | | | | | | | | | |
| 計 | | | | | | | | | | | | |
| つが | | | | | | | | | | | | |
| サンふじ | 38,540.00 | 8,582,788 | 223 | 163,865.00 | 23,056,241 | 141 | 15,500.00 | 3,599,856 | 232 | | | |
| ふじ | | | | 1,260.00 | 324,562 | 258 | | | | | | |
| ジョナゴールド | 410.00 | 62,002 | 151 | 3,145.00 | 706,526 | 225 | 640.00 | 133,120 | 208 | | | |
| 王林 | 2,990.00 | 486,455 | 163 | 4,145.00 | 673,337 | 162 | | | | | | |
| むつ | 200.00 | 33,566 | 168 | | | | | | | | | |
| その他のリンゴ | 10,380.00 | 1,787,215 | 172 | 33,234.00 | 6,580,037 | 198 | 340.00 | 114,480 | 337 | | | |
| 計 | 52,520.00 | 10,952,026 | 209 | 205,649.00 | 31,340,703 | 152 | 16,480.00 | 3,847,456 | 233 | | | |
| デラウェア | | | | 5,972.40 | 5,690,874 | 953 | | | | | | |
| 巨峰 | | | | 44.00 | 83,808 | 1,905 | 230.00 | 134,622 | 585 | | | |
| ベリオー | | | | | | | | | | | | |
| 温家宝 | | | | | | | | | | | | |
| オリーブ | | | | 38.00 | 73,440 | 1,933 | | | | | | |
| その他のぶどう | | | | 107.00 | 219,047 | 2,047 | 175.00 | 102,654 | 587 | | | |
| 計 | | | | 6,161.40 | 6,067,169 | 985 | 405.00 | 237,276 | 586 | | | |
| 二十世紀 | | | | | | | 12,840.00 | 3,901,398 | 304 | | | |
| 幸水 | | | | | | | | | | | | |
| 豊水 | | | | | | | 79,030.00 | 27,803,576 | 352 | 2,540.00 | 1,044,144 | 411 |
| 新興 | | | | | | | 3,030.00 | 717,146 | 237 | 1,580.00 | 484,892 | 307 |
| 新晩 | | | | | | | | | | | | |
| 三吉 | | | | | | | | | | | | |
| その他の赤梨 | | | | | | | 20,440.00 | 6,367,404 | 312 | | | |
| 計 | 6,212.60 | 2,810,250 | 452 | 117,215.00 | 41,064,026 | 350 | | | | | | |
| 西梨 | 6,212.60 | 2,810,250 | 452 | 117,215.00 | 41,064,026 | 350 | 115,340.00 | 38,789,524 | 336 | 4,120.00 | 1,529,036 | 371 |
| その他の | | | | | | | | | | | | |
| 西村 | | | | | | | | | | | | |
| 伊豆 | | | | | | | | | | | | |
| 松本 | | | | | | | | | | | | |
| 富田 | | | | | | | | | | | | |
| その他の甘柿 | | | | | | | | | | | | |
| 計 | | | | | | | | | | | | |
| 渋柿 | | | | 1,039.00 | 240,807 | 232 | | | | | | |
| 干柿 | | | | 2.00 | 5,832 | 2,916 | | | | | | |
| 西小玉 | 13,158.00 | 1,479,060 | 112 | 319,176.00 | 37,392,365 | 117 | | | | | | |
| 温瓜 | 13,158.00 | 1,479,060 | 112 | 319,176.00 | 37,392,365 | 117 | | | | | | |
| 西瓜 | | | | | | | | | | | | |
| プリンスメロン | | | | | | | | | | | | |
| アンデスメロン | | | | 224.00 | 74,704 | 334 | | | | 5,680.00 | 2,642,976 | 465 |
| その他のメロン | | | | | | | | | | 6,355.00 | 2,797,253 | 440 |
| オールスメロン | | | | | | | | | | 674.00 | 400,896 | 595 |
| 赤肉メロン | | | | 400.00 | 124,200 | 310 | | | | 17,964.00 | 9,283,573 | 517 |
| 赤もも | | | | 2,450.00 | 821,889 | 335 | 334,519.96 | 177,895,946 | 532 | | | |
| ネクタリン | | | | | | | | | | | | |
| すもも | | | | 1,615.10 | 1,205,486 | 746 | | | | | | |
| 桜桃 | | | | 40,428.00 | 94,326,000 | 2,333 | 10.50 | 162,000 | 15,429 | | | |
| 枇杷 | | | | | | | | | | | | |
| イチジク | | | | | | | | | | | | |
| 栗 | | | | | | | | | | | | |
| レモン | | | | | | | | | | | | |
| グレープ | | | | | | | | | | | | |
| オレンジ | | | | | | | | | | | | |
| バナナ | | | | | | | | | | | | |
| 青バナ | | | | | | | | | | | | |
| バナナ | | | | | | | | | | | | |
| 計 | | | | | | | | | | | | |
| パイ | | | | | | | | | | | | |
| キウイ | | | | | | | | | | | | |
| 国内キウイ | | | | | | | | | | | | |
| ハワイ | | | | | | | | | | | | |
| マゴ | | | | | | | | | | | | |
| その他輸入果実 | | | | | | | | | | | | |
| 計 | | | | 3,124.00 | 712,279 | 228 | | | | 70.00 | 95,708 | 1,367 |
| 果実計 | 71,890.60 | 15,241,336 | 212 | 697,483.50 | 213,375,460 | 306 | 466,755.46 | 220,932,202 | 473 | 34,863.00 | 16,749,442 | 480 |

果実品目別産地別取扱高表

| 品目 | (県名) 栃木県 | | | (中央市場) 群馬県 | | | 千葉県 | | | 東京都 | | | |
|---------|-----------|------------|-------|------------|--------|----|-----|-----------|------------|-------|--------|----|-----|
| | 産地 | 数量(kg) | 金額 | 平均@ | 数量(kg) | 金額 | 平均@ | 数量(kg) | 金額 | 平均@ | 数量(kg) | 金額 | 平均@ |
| ハウスミカン | | | | | | | | | | | | | |
| 極早 | | | | | | | | | | | | | |
| 早生 | | | | | | | | | | | | | |
| 普通 | | | | | | | | | | | | | |
| 温州 | | | | | | | | | | | | | |
| 伊予 | | | | | | | | | | | | | |
| 八朔 | | | | | | | | | | | | | |
| 清見 | | | | | | | | | | | | | |
| 甘夏 | | | | | | | | | | | | | |
| 日向 | | | | | | | | | | | | | |
| ネーブル | | | | | | | | | | | | | |
| ポンカ | | | | | | | | | | | | | |
| デコボ | | | | | | | | | | | | | |
| その他 | | | | | | | | | | | | | |
| 柑 | | | | | | | | | | | | | |
| 橘 | | | | | | | | | | | | | |
| つが | | | | | | | | | | | | | |
| サン | | | | | | | | | | | | | |
| ふじ | | | | | | | | | | | | | |
| ジョナゴールド | | | | | | | | | | | | | |
| 王林 | | | | | | | | | | | | | |
| むつ | | | | | | | | | | | | | |
| その他の | | | | | | | | | | | | | |
| リンゴ | | | | | | | | | | | | | |
| リンゴ | | | | | | | | | | | | | |
| デラウェア | | | | | | | | | | | | | |
| 巨峰 | | | | | | | | | | | | | |
| ベリー | | | | | | | | | | | | | |
| 室温 | | | | | | | | | | | | | |
| ぶどう | | | | | | | | | | | | | |
| その他 | | | | | | | | | | | | | |
| ぶどう | 53.20 | 45,964 | 864 | | | | | | | | | | |
| ぶどう | 53.20 | 45,964 | 864 | | | | | | | | | | |
| 二十世紀 | | | | | | | | | | | | | |
| 幸豊 | | | | | | | | | | | | | |
| 新水 | 4,120.00 | 1,620,000 | 393 | | | | | | | | | | |
| 新興 | | | | | | | | | | | | | |
| 新吉 | | | | | | | | | | | | | |
| 晩赤 | | | | | | | | | | | | | |
| その他 | | | | | | | | | | | | | |
| 洋梨 | | | | | | | | | | | | | |
| 梨 | 4,120.00 | 1,620,000 | 393 | | | | | | | | | | |
| その他 | | | | | | | | | | | | | |
| 每村 | 7,209.40 | 20,673,097 | 2,868 | | | | | | | | | | |
| 伊豆 | | | | | | | | | | | | | |
| 富士 | | | | | | | | | | | | | |
| 富山 | | | | | | | | | | | | | |
| 有甘 | | | | | | | | | | | | | |
| その他 | | | | | | | | | | | | | |
| 甘柿 | | | | | | | | | | | | | |
| 渋柿 | | | | | | | | | | | | | |
| 干柿 | | | | | | | | | | | | | |
| 西瓜 | | | | | | | | 16,938.00 | 3,586,194 | 212 | | | |
| 小玉 | | | | | | | | | | | | | |
| 温室 | | | | | | | | | | | | | |
| 西瓜 | | | | | | | | 16,938.00 | 3,586,194 | 212 | | | |
| 西瓜 | | | | | | | | | | | | | |
| プリン | | | | | | | | | | | | | |
| スメロン | | | | | | | | | | | | | |
| アン | | | | | | | | | | | | | |
| デスメ | | | | | | | | | | | | | |
| ロン | | | | | | | | | | | | | |
| その他 | | | | | | | | 24,336.00 | 9,899,726 | 407 | | | |
| メロン | | | | | | | | | | | | | |
| オール | | | | | | | | | | | | | |
| スメ | | | | | | | | | | | | | |
| ロン | | | | | | | | | | | | | |
| 赤肉 | | | | | | | | 7,684.00 | 3,850,740 | 501 | | | |
| メ | | | | | | | | | | | | | |
| ロン | | | | | | | | | | | | | |
| もも | | | | | | | | | | | | | |
| ネク | | | | | | | | | | | | | |
| タリ | | | | | | | | | | | | | |
| もも | | | | | | | | | | | | | |
| すもも | | | | | | | | | | | | | |
| 桜 | | | | | | | | | | | | | |
| 枇杷 | | | | | | | | | | | | | |
| 枇杷 | | | | | | | | | | | | | |
| イチ | | | | | | | | | | | | | |
| ジ | | | | | | | | | | | | | |
| 栗 | | | | | | | | | | | | | |
| モ | | | | | | | | | | | | | |
| レモン | | | | | | | | | | | | | |
| レモン | | | | | | | | | | | | | |
| オレンジ | | | | | | | | | | | | | |
| バナ | | | | | | | | | | | | | |
| ナ | | | | | | | | | | | | | |
| バナ | | | | | | | | | | | | | |
| ナ | | | | | | | | | | | | | |
| バナ | | | | | | | | | | | | | |
| ナイ | | | | | | | | | | | | | |
| キン | | | | | | | | | | | | | |
| ウイ | | | | | | | | | | | | | |
| 国内 | | | | | | | | | | | | | |
| キー | | | | | | | | | | | | | |
| ウイ | | | | | | | | | | | | | |
| アマ | | | | | | | | | | | | | |
| パン | | | | | | | | | | | | | |
| ゴ | | | | | | | | | | | | | |
| アマ | | | | | | | | | | | | | |
| その他 | | | | | | | | | | | | | |
| 輸入 | | | | | | | | | | | | | |
| 果実 | | | | | | | | | | | | | |
| その他 | | | | | | | | 336.40 | 1,116,245 | 3,318 | | | |
| の果 | | | | | | | | | | | | | |
| 実 | | | | | | | | | | | | | |
| 計 | 11,382.60 | 22,339,061 | 1,963 | | | | | 49,294.40 | 18,452,905 | 374 | | | |

果実品目別産地別取扱高表

| 産地 | (県名) 新潟県 | | | (中央市場) 富山県 | | | 石川県 | | | 福井県 | | |
|---------|------------|------------|-----|------------|-----------|-------|-----------|------------|--------|----------|---------|-----|
| | 数量(kg) | 金額 | 平均@ | 数量(kg) | 金額 | 平均@ | 数量(kg) | 金額 | 平均@ | 数量(kg) | 金額 | 平均@ |
| ハウスミカン | | | | | | | | | | | | |
| 極早温州 | | | | | | | | | | | | |
| 早温州 | | | | | | | | | | | | |
| 普通温州 | | | | | | | | | | | | |
| 伊予柑 | | | | | | | | | | | | |
| 八朔 | | | | | | | | | | | | |
| 清見 | | | | | | | | | | | | |
| 夏柑 | | | | | | | | | | | | |
| 日向夏 | | | | | | | | | | | | |
| ネーブル | | | | | | | | | | | | |
| ポンカボ | | | | | | | | | | | | |
| デコポン | | | | | | | | | | | | |
| その他柑 | | | | | | | | | | | | |
| 橘 | | | | | | | | | | | | |
| 計 | | | | | | | | | | | | |
| つがる | | | | | | | | | | | | |
| サンふじ | | | | | | | | | | | | |
| ふじ | | | | | | | | | | | | |
| ジョナゴールド | | | | | | | | | | | | |
| 王林 | | | | | | | | | | | | |
| つばき | | | | | | | | | | | | |
| その他のリンゴ | | | | | | | | | | | | |
| リンゴ | | | | | | | | | | | | |
| 計 | | | | | | | | | | | | |
| デラウェア | | | | | | | | | | | | |
| 巨峰 | | | | | | | | | | | | |
| ベリオー | | | | | | | | | | | | |
| 室温ぶどう | | | | | | | | | | | | |
| ピオーネ | | | | | | | | | | | | |
| その他のぶどう | | | | | | | 2.40 | 37,290 | 15,538 | | | |
| ぶどう | | | | | | | 2.40 | 37,290 | 15,538 | | | |
| 計 | | | | | | | | | | | | |
| 二十世紀 | 980.00 | 284,256 | 290 | | | | | | | | | |
| 幸水 | | | | | | | | | | | | |
| 豊水 | 20,115.00 | 7,339,680 | 365 | 10,860.00 | 4,245,480 | 391 | 2,290.00 | 1,045,062 | 456 | | | |
| 新興 | | | | | | | | | | | | |
| 新高 | 13,010.00 | 3,987,198 | 306 | | | | | | | | | |
| 晩三吉 | | | | | | | | | | | | |
| その他赤梨 | | | | 1,900.00 | 720,252 | 379 | 225.00 | 142,452 | 633 | | | |
| 西洋梨 | 1,956.00 | 1,920,671 | 982 | | | | | | | | | |
| 計 | 36,061.00 | 13,531,805 | 375 | 12,760.00 | 4,965,732 | 389 | 2,515.00 | 1,187,514 | 472 | | | |
| その他 | | | | | | | | | | | | |
| 每村 | | | | | | | | | | | | |
| 西伊豆 | | | | | | | | | | | | |
| 松本 | | | | | | | | | | | | |
| 富山 | | | | | | | | | | | | |
| 有甘柿 | | | | 10.00 | 43,200 | 4,320 | | | | | | |
| その他甘柿 | | | | 10.00 | 43,200 | 4,320 | | | | | | |
| 計 | | | | | | | | | | | | |
| 渋柿 | 43,980.00 | 13,678,367 | 311 | | | | | | | | | |
| 干柿 | | | | 332.00 | 871,524 | 2,625 | | | | | | |
| 西瓜 | | | | | | | 82,872.00 | 11,995,397 | 145 | 1,314.00 | 166,155 | 126 |
| 小玉西瓜 | 25,380.00 | 2,691,426 | 106 | | | | 13,160.00 | 2,668,953 | 203 | | | |
| 温室西瓜 | 500.00 | 30,778 | 62 | | | | | | | | | |
| 西瓜 | 25,880.00 | 2,722,204 | 105 | | | | 96,032.00 | 14,664,350 | 153 | 1,314.00 | 166,155 | 126 |
| 計 | | | | | | | | | | | | |
| プリンスメロン | | | | | | | | | | | | |
| アンデスメロン | | | | | | | | | | | | |
| その他メロン | | | | | | | | | | | | |
| オールスメロン | | | | | | | | | | 832.00 | 531,900 | 639 |
| 赤肉メロン | | | | | | | | | | | | |
| ももん | 1,455.00 | 705,467 | 485 | | | | | | | | | |
| ネクター | | | | | | | | | | | | |
| タリ | | | | | | | | | | | | |
| もも | | | | | | | | | | | | |
| すもも | | | | | | | | | | | | |
| 桜桃 | | | | | | | | | | | | |
| 枇杷 | | | | | | | | | | | | |
| イチジク | | | | | | | | | | | | |
| 栗 | | | | | | | | | | | | |
| レモン | | | | | | | | | | | | |
| オレンジ | | | | | | | | | | | | |
| オレジン | | | | | | | | | | | | |
| バナナ | | | | | | | | | | | | |
| 青バナナ | | | | | | | | | | | | |
| バナナ | | | | | | | | | | | | |
| 計 | | | | | | | | | | | | |
| パイナップル | | | | | | | | | | | | |
| 国内キーウイ | | | | | | | | | | | | |
| 他輸入果実 | | | | | | | | | | | | |
| その他輸入果実 | 1,124.80 | 647,751 | 576 | | | | | | | | | |
| 計 | 108,500.80 | 31,285,594 | 288 | 13,102.00 | 5,880,456 | 449 | 98,549.40 | 15,889,154 | 161 | 2,146.00 | 698,055 | 325 |

果実品目別産地別取扱高表

(県名) (中央市場)

| 品目 | 山梨県 | | | 長野県 | | | 岐阜県 | | | 静岡県 | | |
|---------|------------|-------------|-------|--------------|-------------|-------|--------|---------|-------|------------|-------------|-------|
| | 数量(kg) | 金額 | 平均@ | 数量(kg) | 金額 | 平均@ | 数量(kg) | 金額 | 平均@ | 数量(kg) | 金額 | 平均@ |
| ハウスミカン | | | | | | | | | | | | |
| 極早温州 | | | | | | | | | | | | |
| 早温州 | | | | | | | | | | | | |
| 普通温州 | | | | | | | | | | 34,050.00 | 10,802.828 | 317 |
| 伊予柑 | | | | | | | | | | 34,050.00 | 10,802.828 | 317 |
| 八朔 | | | | | | | | | | | | |
| 清見 | | | | | | | | | | | | |
| 日向夏 | | | | | | | | | | | | |
| 夏柑 | | | | | | | | | | | | |
| ブルボン | | | | | | | | | | | | |
| ネーブル | | | | | | | | | | | | |
| その他柑橘 | | | | | | | | | | | | |
| 計 | | | | | | | | | | 34,050.00 | 10,802.828 | 317 |
| サングレー | | | | 281,916.00 | 101,927.017 | 362 | | | | | | |
| サンふじ | | | | 506,299.50 | 153,809.449 | 304 | | | | | | |
| ふじ | | | | 4,655.00 | 1,477.432 | 317 | | | | | | |
| ジョナゴールド | | | | 490.00 | 127.462 | 260 | | | | | | |
| 王林 | | | | 11,875.00 | 3,128.874 | 263 | | | | | | |
| むつ | | | | | | | | | | | | |
| その他のリンゴ | | | | 443,302.50 | 142,301.963 | 321 | | | | | | |
| リンゴ | | | | 1,248,538.00 | 402,772.197 | 323 | | | | | | |
| デラウェア | 1,734.00 | 1,722.245 | 993 | 7,580.00 | 7,659.792 | 1,011 | | | | | | |
| 巨峰 | 3,391.50 | 4,823.876 | 1,422 | 46,924.25 | 39,962.438 | 852 | 120.00 | 135.475 | 1,129 | | | |
| ペーパー | 25.00 | 12.690 | 508 | | | | | | | | | |
| 室温ぶどう | | | | | | | | | | | | |
| オース | 1,362.40 | 1,950.176 | 1,431 | 3,698.90 | 3,538.394 | 957 | | | | | | |
| その他のぶどう | 46,496.30 | 61,306.178 | 1,319 | 44,037.10 | 71,935.987 | 1,634 | 20.00 | 12.150 | 608 | | | |
| ぶどう | 53,009.20 | 69,815.165 | 1,317 | 102,240.25 | 123,096.611 | 1,204 | 140.00 | 147.625 | 1,054 | | | |
| 二十世紀 | | | | | | | | | | | | |
| 幸豊 | | | | | | | | | | | | |
| 新水 | | | | 69,250.00 | 26,280.766 | 380 | | | | | | |
| 新興 | | | | | | | | | | | | |
| 新吉 | | | | | | | | | | | | |
| 晩熟 | | | | | | | | | | | | |
| その他赤梨 | | | | 12,845.00 | 7,076.259 | 551 | | | | | | |
| 西洋梨 | | | | 9,851.00 | 3,978.752 | 404 | | | | | | |
| 計 | | | | 91,946.00 | 37,335.777 | 406 | | | | | | |
| その他 | | | | | | | | | | | | |
| 西村豆 | | | | | | | | | | | | |
| 伊豆本柿 | | | | | | | | | | | | |
| 松本柿 | | | | | | | | | | | | |
| 富田柿 | | | | | | | | | | | | |
| その他甘柿 | | | | | | | 10.60 | 39.528 | 3,729 | | | |
| 計 | | | | | | | 10.60 | 39.528 | 3,729 | | | |
| 渋柿 | | | | | | | | | | | | |
| 千両 | 10,056.38 | 20,090.584 | 1,998 | 25,384.50 | 62,939.247 | 2,479 | | | | | | |
| 西瓜 | | | | 1,155,062.00 | 177,152.955 | 153 | | | | | | |
| 小玉西瓜 | | | | 18,252.00 | 5,582.046 | 306 | | | | | | |
| 温室西瓜 | | | | | | | | | | | | |
| 計 | | | | 1,173,314.00 | 182,735.001 | 156 | | | | | | |
| プリンスメロン | | | | | | | | | | | | |
| アンデスメロン | | | | | | | | | | | | |
| その他メロン | | | | | | | | | | | | |
| オールメロン | | | | | | | 16.00 | 23.760 | 1,485 | 113,329.70 | 154,211.139 | 1,361 |
| 赤肉メロン | | | | | | | | | | | | |
| もも | 301,848.30 | 239,736.179 | 794 | 112,242.00 | 65,556.105 | 584 | | | | | | |
| ネクタリン | 24.00 | 15.552 | 648 | 20,458.00 | 9,967.505 | 487 | | | | | | |
| すもも | 39,328.00 | 26,680.538 | 678 | 18,953.20 | 12,450.206 | 657 | | | | | | |
| 桜桃 | 135.04 | 415.476 | 3,077 | 39.00 | 331.992 | 8,513 | | | | | | |
| 枇杷 | | | | | | | | | | | | |
| イチジク | | | | | | | | | | | | |
| 栗 | | | | | | | | | | | | |
| レモン | | | | | | | | | | | | |
| グレープ | | | | | | | | | | | | |
| オレンジ | | | | | | | | | | | | |
| バナナ | | | | | | | | | | | | |
| 青バナナ | | | | | | | | | | | | |
| バナナ | | | | | | | | | | | | |
| 計 | | | | | | | | | | | | |
| キウイ | | | | | | | | | | | | |
| 国内キウイ | 1,685.30 | 948.634 | 563 | | | | | | | | | |
| 海外キウイ | | | | | | | | | | | | |
| バナナ | | | | | | | | | | | | |
| パイナップル | | | | | | | | | | | | |
| その他輸入果実 | | | | 722.40 | 405.343 | 561 | | | | 241.92 | 97.978 | 405 |
| 計 | 406,086.22 | 357,702.128 | 881 | 2,793,837.35 | 897,589.984 | 321 | 166.60 | 210.913 | 1,266 | 147,621.62 | 165,111.945 | 1,118 |

果実品目別産地別取扱高表

| 品目 | (県名) | | | (中央市場) | | | 京都府 | | | 大阪府 | | | |
|---------|-----------|------------|-------|-----------|-----------|-----|--------|---------|-------|-------|--------|--------|-----|
| | 産地 | 数量(kg) | 金額 | 平均@ | 数量(kg) | 金額 | 平均@ | 数量(kg) | 金額 | 平均@ | 数量(kg) | 金額 | 平均@ |
| ハウスミカン | | | | | | | | | | | | | |
| 極早温州 | | | | 900.00 | 615,850 | 684 | | | | | | | |
| 普通温州 | | | | 900.00 | 615,850 | 684 | | | | | | | |
| 伊予柑 | | | | | | | | | | | | | |
| 八朔 | | | | | | | | | | | | | |
| 清見 | | | | | | | | | | | | | |
| 甘夏 | | | | 2,230.00 | 387,180 | 174 | | | | | | | |
| 日向夏 | | | | | | | | | | | | | |
| ネーブル | | | | | | | | | | | | | |
| ポンカボ | | | | | | | | | | | | | |
| デコボ | | | | | | | | | | | | | |
| その他柑 | | | | | | | | | | | | | |
| 橘 | | | | 3,130.00 | 1,003,030 | 320 | | | | | | | |
| つがふ | | | | | | | | | | | | | |
| サン | | | | | | | | | | | | | |
| ふじ | | | | | | | | | | | | | |
| ジョナゴールド | | | | | | | | | | | | | |
| 王林 | | | | | | | | | | | | | |
| むつ | | | | | | | | | | | | | |
| その他のリンゴ | | | | | | | | | | | | | |
| リンゴ | | | | | | | | | | | | | |
| デラウェア | | | | | | | | | | | | | |
| 巨峰 | | | | | | | | | | | | | |
| ベリオー | | | | | | | | | | | | | |
| 温室ぶどう | | | | | | | | | | | | | |
| ピオーネ | | | | | | | | | | | | | |
| その他のぶどう | | | | | | | | | | | | | |
| ぶどう | | | | | | | | | | | | | |
| 二十世紀 | | | | 20.00 | 4,320 | 216 | | | | | | | |
| 幸水 | | | | 2,850.00 | 1,026,856 | 360 | | | | | | | |
| 新興 | | | | | | | | | | | | | |
| 新吉 | | | | | | | | | | | | | |
| 晩熟 | | | | | | | | | | | | | |
| その他赤梨 | 1,576.00 | 1,838,852 | 1,167 | | | | | | | | 67.50 | 23,976 | 355 |
| 西洋梨 | 1,576.00 | 1,838,852 | 1,167 | 2,870.00 | 1,031,176 | 359 | | | | | 67.50 | 23,976 | 355 |
| その他 | 60.00 | 135,501 | 2,258 | | | | | | | | | | |
| 西村 | | | | | | | | | | | | | |
| 伊豆 | | | | | | | | | | | | | |
| 松本 | | | | | | | | | | | | | |
| 富有 | | | | | | | | | | | | | |
| その他甘柿 | 3,091.50 | 1,109,823 | 359 | 19,815.00 | 6,167,047 | 311 | | | | | | | |
| 甘柿 | 3,091.50 | 1,109,823 | 359 | 19,815.00 | 6,167,047 | 311 | | | | | | | |
| 渋柿 | 200.00 | 243,000 | 1,215 | | | | | | | | | | |
| 干柿 | | | | | | | | | | | | | |
| 西瓜 | 2,178.00 | 308,556 | 142 | | | | | | | | | | |
| 小玉西瓜 | | | | | | | 540.00 | 119,124 | 221 | | | | |
| 西瓜 | 2,178.00 | 308,556 | 142 | | | | 540.00 | 119,124 | 221 | | | | |
| プリンスメロン | | | | | | | | | | | | | |
| アンデスメロン | | | | | | | | | | | | | |
| その他メロン | 39,695.00 | 14,763,468 | 372 | | | | | | | | | | |
| オールスメロン | 6,239.60 | 1,675,404 | 269 | | | | | | | | | | |
| 赤肉メロン | 2,513.00 | 1,043,820 | 415 | | | | | | | | | | |
| もも | | | | | | | 175.00 | 178,200 | 1,018 | | | | |
| ネクター | | | | | | | | | | | | | |
| すもも | | | | | | | | | | | | | |
| 桜桃 | | | | | | | | | | | | | |
| 枇杷 | | | | | | | | | | | | | |
| イチジク | | | | | | | | | | | | | |
| 栗 | | | | | | | 80.00 | 296,526 | 3,707 | | | | |
| レモン | | | | | | | | | | | | | |
| オレンジ | | | | | | | | | | | | | |
| バナナ | | | | | | | | | | | | | |
| 青バナナ | | | | | | | | | | | | | |
| バナナ | | | | | | | | | | | | | |
| パイナップル | | | | | | | | | | | | | |
| 国内キーウイ | | | | | | | | | | | | | |
| パイン | | | | | | | | | | | | | |
| マンゴ | | | | | | | | | | | | | |
| その他輸入果 | | | | | | | | | | | | | |
| その他実 | | | | | | | | | | | | | |
| 果実計 | 55,553.10 | 21,118,424 | 380 | 25,815.00 | 8,201,253 | 318 | 795.00 | 593,850 | 747 | 67.50 | 23,976 | 355 | |

果実品目別産地別取扱高表

| 産地 | (県名) 奈良県 | | | (中央市場) 和歌山県 | | | 鳥取県 | | | 島根県 | | |
|---------|-----------|------------|--------|-------------|-------------|-------|------------|------------|-------|------------|-------------|-------|
| | 数量(kg) | 金額 | 平均@ | 数量(kg) | 金額 | 平均@ | 数量(kg) | 金額 | 平均@ | 数量(kg) | 金額 | 平均@ |
| ハウスミカン | | | | | | | | | | | | |
| 極早生 | | | | 800.00 | 373,006 | 466 | | | | | | |
| 早温 | | | | 7,896.00 | 2,001,120 | 253 | | | | | | |
| 普通 | | | | | | | | | | | | |
| 温州計 | | | | 8,696.00 | 2,374,126 | 273 | | | | | | |
| 伊予柑 | | | | | | | | | | | | |
| 八朔 | | | | 15,320.00 | 3,380,520 | 221 | | | | | | |
| 清見 | | | | 25,770.00 | 7,441,015 | 289 | | | | | | |
| 夏柑 | | | | | | | | | | | | |
| 日向夏 | | | | | | | | | | | | |
| ネーブル | | | | | | | | | | | | |
| ポンカ | | | | 460.00 | 108,864 | 237 | | | | | | |
| デコボ | | | | 150.00 | 91,800 | 612 | | | | | | |
| その他柑 | | | | 4,243.00 | 1,370,466 | 323 | | | | | | |
| 柑橋計 | | | | 54,639.00 | 14,766,791 | 270 | | | | | | |
| つがふ | | | | | | | | | | | | |
| サンふじ | | | | | | | | | | | | |
| ジョナゴールド | | | | | | | | | | | | |
| 王林 | | | | | | | | | | | | |
| つご | | | | | | | | | | | | |
| その他のリンゴ | | | | | | | | | | | | |
| リンゴ計 | | | | | | | | | | | | |
| デラウェア | | | | | | | | | | 79,602.40 | 111,735,874 | 1,404 |
| 巨峰 | | | | | | | | | | | | |
| ベリー | | | | | | | | | | | | |
| 温室内ぶどう | | | | | | | | | | | | |
| ピオーネ | | | | | | | | | | 62.00 | 150,768 | 2,432 |
| その他のぶどう | | | | | | | | | | 19,211.10 | 38,419,757 | 2,000 |
| ぶどう計 | | | | | | | | | | 98,875.50 | 150,306,399 | 1,520 |
| 二十世紀 | | | | | | | 46,905.00 | 19,676,592 | 419 | | | |
| 幸水 | | | | | | | | | | | | |
| 豊水 | | | | | | | 1,060.00 | 456,300 | 430 | | | |
| 新興 | | | | | | | | | | | | |
| 新吉 | | | | | | | 2,290.00 | 644,652 | 282 | | | |
| 晩赤 | | | | | | | | | | | | |
| その他の洋梨 | | | | | | | 3,795.00 | 1,504,510 | 396 | | | |
| 梨計 | | | | | | | 54,050.00 | 22,282,054 | 412 | | | |
| その他 | 10.40 | 108,000 | 10,385 | | | | | | | | | |
| 伊豆本 | | | | | | | | | | | | |
| 松本 | | | | | | | | | | | | |
| 富士 | 14,765.00 | 3,737,448 | 253 | | | | | | | | | |
| 有甘 | | | | | | | | | | | | |
| その他 | | | | | | | 32.00 | 34,146 | 1,067 | | | |
| 柿計 | 14,765.00 | 3,737,448 | 253 | | | | 32.00 | 34,146 | 1,067 | | | |
| 洪千 | 39,337.60 | 12,328,576 | 313 | 470,833.50 | 129,806,452 | 276 | | | | 170.00 | 113,465 | 667 |
| 千柿 | | | | 3,342.30 | 5,854,729 | 1,752 | | | | 409.60 | 934,075 | 2,280 |
| 西小 | | | | | | | 352,137.80 | 66,377,349 | 188 | | | |
| 温瓜 | | | | | | | | | | 880.00 | 97,956 | 111 |
| 西瓜計 | | | | | | | 352,137.80 | 66,377,349 | 188 | 880.00 | 97,956 | 111 |
| プリンスメロン | | | | | | | | | | | | |
| アンデスメロン | | | | | | | | | | | | |
| その他メロン | | | | | | | | | | | | |
| オールスメロン | | | | | | | | | | 808.00 | 423,414 | 524 |
| 赤肉メロン | | | | | | | 480.00 | 231,120 | 482 | | | |
| もも | | | | 3,800.00 | 3,689,405 | 971 | | | | | | |
| ネクタリン | | | | | | | | | | | | |
| すもも | | | | 136.00 | 105,754 | 778 | | | | | | |
| 桜桃 | | | | | | | | | | | | |
| 枇杷 | | | | | | | | | | | | |
| イチジク | | | | | | | | | | | | |
| 栗 | | | | | | | | | | | | |
| レモン | | | | 200.00 | 128,898 | 644 | | | | | | |
| オレンジ | | | | | | | | | | | | |
| オリーブ | | | | | | | | | | | | |
| バナナ | | | | | | | | | | | | |
| 青バナナ | | | | | | | | | | | | |
| バナナ計 | | | | | | | | | | | | |
| パイナップル | | | | | | | | | | | | |
| 国内キーウイ | | | | 664.00 | 341,092 | 514 | | | | | | |
| パイナップル | | | | | | | | | | | | |
| その他輸入果実 | | | | 400.00 | 212,004 | 530 | | | | | | |
| 果実計 | 54,113.00 | 16,174,024 | 299 | 534,014.80 | 154,905,125 | 290 | 406,699.80 | 88,924,669 | 219 | 101,143.10 | 151,875,309 | 1,502 |

果実品目別産地別取扱高表

| 品目 | (県名) 岡山県 | | | (中央市場) | | | 山口県 | | | 徳島県 | | |
|----------|------------|-------------|-------|------------|------------|-----|-----------|------------|-------|----------|-----------|-----|
| | 数量(kg) | 金額 | 平均@ | 数量(kg) | 金額 | 平均@ | 数量(kg) | 金額 | 平均@ | 数量(kg) | 金額 | 平均@ |
| ハウスミカン | | | | | | | | | | 111.60 | 78,511 | 704 |
| 極早温州 | | | | | | | | | | | | |
| 早生温州 | | | | | | | | | | | | |
| 普通温州 | | | | | | | 52,510.00 | 15,612,804 | 297 | | | |
| 温州計 | | | | | | | 52,510.00 | 15,612,804 | 297 | 111.60 | 78,511 | 704 |
| 伊予柑 | | | | 1,800.00 | 226,941 | 126 | 3,580.00 | 678,456 | 190 | | | |
| 八朔 | | | | 96,350.00 | 18,627,096 | 193 | 1,500.00 | 241,272 | 161 | | | |
| 清見 | | | | 6,187.50 | 580,218 | 94 | 585.00 | 178,632 | 305 | | | |
| 日向柑 | | | | | | | | | | | | |
| 夏向柑 | | | | | | | | | | | | |
| ネーブル | | | | 22,517.50 | 4,000,396 | 178 | | | | | | |
| ポンカレン | | | | 230.00 | 31,493 | 137 | 13,335.00 | 3,820,478 | 287 | | | |
| デコボ | | | | | | | 3,623.00 | 1,209,168 | 334 | | | |
| その他柑 | | | | 20,062.50 | 1,874,687 | 93 | 21,974.00 | 9,372,902 | 427 | | | |
| 柑計 | | | | 147,147.50 | 25,340,831 | 172 | 97,107.00 | 31,113,712 | 320 | 111.60 | 78,511 | 704 |
| つがふ | | | | | | | | | | | | |
| ジョナゴールド | | | | | | | | | | | | |
| 王林 | | | | | | | | | | | | |
| むつ | | | | | | | | | | | | |
| その他のリンゴ | | | | | | | | | | | | |
| リンゴ計 | | | | | | | | | | | | |
| デラウェア | | | | | | | | | | | | |
| 巨峰 | | | | | | | | | | | | |
| ベリー | | | | | | | | | | | | |
| 温室内ぶどう | 6,069.60 | 8,569,225 | 1,412 | | | | | | | | | |
| ビオネ | 146,069.60 | 136,267,656 | 933 | | | | | | | | | |
| その他のぶどう | 32,672.10 | 73,201,661 | 2,240 | | | | | | | | | |
| ぶどう計 | 184,811.30 | 218,038,542 | 1,180 | | | | | | | | | |
| 二十世紀 | | | | | | | | | | | | |
| 幸豊 | | | | 300.00 | 129,600 | 432 | | | | 1,700.00 | 706,428 | 416 |
| 新興 | | | | | | | | | | | | |
| 新晩 | | | | | | | | | | | | |
| 三赤 | | | | | | | | | | | | |
| その他の洋梨 | | | | | | | | | | 247.50 | 83,916 | 339 |
| 西梨 | | | | | | | | | | | | |
| その他の | | | | 300.00 | 129,600 | 432 | | | | 1,947.50 | 790,344 | 406 |
| 西梨計 | | | | | | | | | | | | |
| 伊豆 | | | | | | | | | | | | |
| 松本 | | | | | | | | | | | | |
| 富田 | | | | | | | | | | | | |
| 有甘柿 | | | | | | | | | | | | |
| その他の柿 | | | | | | | | | | | | |
| 渋柿 | | | | | | | | | | 2,012.50 | 659,232 | 328 |
| 干柿 | 351.00 | 857,293 | 2,442 | | | | | | | | | |
| 西瓜 | | | | | | | | | | | | |
| 小玉西瓜 | | | | | | | | | | | | |
| 温室内西瓜 | | | | | | | | | | | | |
| 西瓜計 | | | | | | | | | | | | |
| ブリンズメロン | | | | | | | | | | | | |
| アンデスメロン | | | | | | | | | | | | |
| その他のメロン | | | | | | | | | | | | |
| オールスメロン | | | | | | | | | | | | |
| 赤肉メロン | 6,196.00 | 10,925,342 | 1,763 | | | | | | | | | |
| ネクター | | | | | | | | | | | | |
| すもも | | | | | | | | | | | | |
| 桜桃 | | | | | | | | | | | | |
| 枇杷 | | | | | | | | | | | | |
| イチジク | | | | | | | | | | | | |
| 栗 | | | | | | | | | | | | |
| レモン | | | | 2,645.00 | 1,579,664 | 597 | 1,524.00 | 1,756,889 | 1,153 | | | |
| オレンジ | | | | | | | | | | | | |
| バナナ | 92.00 | 159,406 | 1,733 | | | | | | | | | |
| 青バナナ | | | | | | | | | | | | |
| バナナ計 | 92.00 | 159,406 | 1,733 | | | | | | | | | |
| パイナップル | | | | | | | | | | | | |
| 国内キーウイ | | | | | | | | | | | | |
| 国内パイナップル | | | | | | | | | | | | |
| その他の輸入果実 | 3,202.56 | 2,603,834 | 813 | | | | | | | | | |
| その他の果実計 | 194,652.86 | 232,584,417 | 1,195 | 150,092.50 | 27,050,095 | 180 | 98,631.00 | 32,870,601 | 333 | 4,071.60 | 1,528,087 | 375 |

果実品目別産地別取扱高表

| 品目 | (県名) 香川県 | | | (中央市場) 愛媛県 | | | 高知県 | | | 福岡県 | | |
|----------|-----------|------------|-------|------------|-------------|-------|-----------|-----------|-------|---------------|---------------|-------|
| | 数量(kg) | 金額 | 平均@ | 数量(kg) | 金額 | 平均@ | 数量(kg) | 金額 | 平均@ | 数量(kg) | 金額 | 平均@ |
| ハウスミカン | | | | | | | | | | 24,337.40 | 26,115,474 | 1,073 |
| 極早温州 | | | | 1,100.00 | 76,303 | 69 | | | | 451,894.10 | 102,909,055 | 228 |
| 早生温州 | | | | 16,610.00 | 6,028,767 | 363 | | | | 1,272,465.90 | 307,116,453 | 241 |
| 普通温州 | | | | 29,450.00 | 7,019,060 | 238 | 2,150.00 | 750,492 | 349 | 334,722.20 | 102,196,985 | 305 |
| 温州計 | | | | 47,160.00 | 13,124,130 | 278 | 2,150.00 | 750,492 | 349 | 2,083,419.60 | 538,337,967 | 258 |
| 伊予柑 | | | | 448,775.00 | 76,021,993 | 169 | | | | 6,318.00 | 924,858 | 146 |
| 八朔 | | | | 4,450.00 | 922,104 | 207 | 1,590.00 | 263,931 | 166 | 3,423.00 | 410,106 | 120 |
| 清見 | | | | 6,472.00 | 1,349,912 | 209 | | | | 36,486.50 | 6,998,063 | 192 |
| 甘夏 | | | | 11,060.00 | 1,057,156 | 96 | | | | 346,306.00 | 66,502,929 | 192 |
| 日向夏 | | | | | | | | | | 33,323.50 | 6,062,668 | 182 |
| ネーブル | | | | 7,770.00 | 1,701,519 | 219 | | | | 6,225.00 | 1,227,375 | 197 |
| ポンカ | | | | 7,790.00 | 1,965,838 | 252 | 665.00 | 169,776 | 255 | 19,020.50 | 4,437,148 | 233 |
| デコボ | | | | 342.00 | 432,540 | 1,265 | | | | 33,652.80 | 11,467,676 | 341 |
| その他柑橘 | | | | 65,300.40 | 24,838,818 | 380 | 7,790.00 | 2,175,742 | 279 | 150,936.88 | 38,949,396 | 258 |
| 柑橘計 | | | | 599,119.40 | 121,414,010 | 203 | 12,195.00 | 3,359,941 | 276 | 2,719,111.78 | 675,318,186 | 248 |
| つがふじ | | | | | | | | | | | | |
| サマ | | | | | | | | | | | | |
| ふじ | | | | | | | | | | | | |
| ジョナゴールド | | | | | | | | | | | | |
| 王林 | | | | | | | | | | | | |
| むつ | | | | | | | | | | | | |
| その他のリンゴ | | | | | | | | | | | | |
| リンゴ計 | | | | | | | | | | | | |
| デラウェア | | | | | | | | | | 64,010.96 | 74,655,561 | 1,166 |
| 巨峰 | | | | | | | | | | 499,018.40 | 525,380,894 | 1,053 |
| ベリ | | | | | | | | | | 39,398.40 | 21,760,137 | 552 |
| 室温ぶどう | | | | | | | | | | 6,830.00 | 4,896,200 | 717 |
| ピオーネ | | | | | | | | | | 92,694.80 | 107,634,910 | 1,161 |
| その他のぶどう | | | | | | | | | | 161,546.70 | 215,408,306 | 1,333 |
| ぶどう計 | | | | | | | | | | 863,499.26 | 949,736,008 | 1,100 |
| 二十世紀 | | | | | | | | | | 15,171.00 | 5,449,659 | 359 |
| 幸水 | | | | | | | | | | 500,733.00 | 222,566,855 | 444 |
| 豊水 | | | | | | | | | | 428,961.00 | 145,745,974 | 340 |
| 新興 | | | | | | | | | | 59,137.50 | 16,381,975 | 277 |
| 新晩熟 | | | | | | | | | | 42,840.00 | 13,679,409 | 319 |
| 三赤 | | | | | | | | | | | | |
| その他の洋梨 | | | | | | | | | | 62,840.40 | 21,247,843 | 338 |
| 洋梨計 | | | | | | | | | | 1,109,682.90 | 425,071,715 | 383 |
| その他の每村 | 37.40 | 126,360 | 3,379 | | | | | | | 2,004,310.70 | 2,674,852,934 | 1,335 |
| 西松 | | | | | | | | | | 160,137.50 | 45,427,564 | 284 |
| 伊豆 | | | | | | | | | | 5,905.60 | 811,757 | 137 |
| 富士 | | | | | | | | | | 207,449.98 | 53,343,774 | 257 |
| 富田 | | | | | | | | | | 1,396,794.40 | 369,646,675 | 265 |
| 富田 | | | | | | | | | | 182,521.50 | 55,453,450 | 304 |
| 甘柿 | | | | | | | | | | 1,952,808.98 | 524,683,220 | 269 |
| 渋柿 | 27,465.00 | 4,093,243 | 149 | 229,562.50 | 31,116,868 | 136 | | | | 28,221.00 | 6,313,567 | 224 |
| 千代 | | | | 64.00 | 83,810 | 1,310 | | | | 10.30 | 4,578 | 444 |
| 西小 | | | | | | | | | | 653,496.00 | 90,057,744 | 138 |
| 温室 | | | | | | | | | | 1,195.00 | 160,638 | 134 |
| 西瓜 | | | | | | | | | | | | |
| 西瓜計 | | | | | | | | | | 654,691.00 | 90,218,382 | 138 |
| ブリンズメロン | | | | | | | | | | | | |
| アンデスメロン | | | | | | | | | | | | |
| その他のメロン | | | | | | | | | | 487.90 | 112,775 | 231 |
| オールズメロン | | | | | | | 198.00 | 341,820 | 1,726 | | | |
| 赤肉メロン | | | | | | | 87.00 | 85,968 | 988 | | | |
| もも | 20,860.40 | 15,387,852 | 738 | | | | | | | 88,854.15 | 89,188,471 | 1,004 |
| ネクター | | | | | | | | | | | | |
| すもも | | | | | | | | | | 99,428.46 | 76,231,982 | 767 |
| 桜桃 | | | | | | | | | | 27.30 | 184,356 | 6,753 |
| 枇杷 | | | | | | | | | | 14,376.83 | 15,838,216 | 1,102 |
| イチジク | | | | | | | | | | 159,808.51 | 119,232,379 | 746 |
| 栗 | | | | | | | | | | 6,139.50 | 4,125,141 | 672 |
| レモン | | | | | | | | | | 3,123.80 | 896,964 | 287 |
| オレナ | | | | | | | | | | | | |
| バナナ | | | | | | | | | | 60.00 | 20,736 | 346 |
| バナナ計 | | | | | | | | | | | | |
| パイナップル | | | | | | | | | | | | |
| 国内キーウイ | 396.50 | 592,842 | 1,495 | | | | | | | 1,245.00 | 538,839 | 433 |
| 国内キーウイ | | | | | | | | | | 538,493.06 | 274,593,558 | 510 |
| パマンゴ | | | | | | | | | | 412.44 | 526,322 | 1,276 |
| その他の輸入果実 | | | | | | | | | | | | |
| その他の果実計 | | | | 817.20 | 333,673 | 408 | 60.00 | 231,759 | 3,863 | 6,048.01 | 9,530,350 | 1,576 |
| 果実計 | 48,759.30 | 20,200,297 | 414 | 829,563.10 | 152,948,361 | 184 | 12,540.00 | 4,019,488 | 321 | 10,250,840.88 | 5,937,218,679 | 579 |

果実品目別産地別取扱高表

| 産地 | (県名) 佐賀県 | | | (中央市場) 長崎県 | | | 熊本県 | | | 大分県 | | |
|----------|--------------|---------------|-------|--------------|-------------|-------|--------------|-------------|-------|--------------|-------------|-------|
| | 数量(kg) | 金額 | 平均@ | 数量(kg) | 金額 | 平均@ | 数量(kg) | 金額 | 平均@ | 数量(kg) | 金額 | 平均@ |
| ハウスミカン | 514,195.39 | 450,156,432 | 875 | | | | 1,658.50 | 661,608 | 399 | 28,272.23 | 24,178,498 | 855 |
| 極早生温州 | 802,775.10 | 136,144,297 | 170 | 42,773.00 | 5,015,635 | 117 | 403,838.00 | 33,360,068 | 83 | 31,603.60 | 6,392,459 | 202 |
| 早生温州 | 475,217.70 | 82,857,803 | 174 | 80,831.00 | 11,367,312 | 141 | 328,727.00 | 34,202,984 | 104 | 2,425.00 | 156,125 | 64 |
| 普通温州 | 929,934.30 | 283,871,015 | 305 | 91,392.00 | 22,263,399 | 244 | 308,504.00 | 52,708,517 | 171 | | | |
| 温州計 | 2,722,122.49 | 953,029,547 | 350 | 214,996.00 | 38,646,346 | 180 | 1,042,727.50 | 120,933,177 | 116 | 62,300.83 | 30,727,082 | 493 |
| 伊予柑 | 50.00 | 5,238 | 105 | 1,823.00 | 153,997 | 84 | 295.00 | 25,207 | 85 | 170.00 | 18,144 | 107 |
| 八朔 | 2,788.00 | 426,568 | 153 | | | | 96,732.40 | 12,732,941 | 132 | 1,350.00 | 196,203 | 145 |
| 清見 | 87,631.00 | 22,341,231 | 255 | | | | 1,873.00 | 201,215 | 107 | | | |
| 甘夏 | 59,948.00 | 10,605,263 | 177 | 970.00 | 89,879 | 93 | 74,143.00 | 8,348,095 | 113 | 3,890.00 | 469,032 | 121 |
| 日向夏 | 790.00 | 194,400 | 246 | 255.00 | 38,556 | 151 | 147.00 | 22,172 | 151 | | | |
| ネーブル | 3,609.50 | 965,358 | 267 | | | | 5,408.00 | 658,552 | 122 | 1,082.00 | 113,940 | 105 |
| ポンカ | 57,073.00 | 14,042,379 | 246 | 134,910.00 | 31,677,070 | 235 | 30,964.00 | 6,645,327 | 215 | 96,011.00 | 21,527,325 | 224 |
| デコボ | 128,873.50 | 63,895,541 | 496 | | | | 9,204.00 | 5,904,705 | 642 | 12,857.50 | 6,683,926 | 520 |
| その他柑橘 | 177,023.70 | 71,314,216 | 403 | 20,726.20 | 5,085,275 | 245 | 358,752.35 | 57,728,267 | 161 | 31,310.80 | 12,430,281 | 397 |
| 柑橘計 | 3,239,909.19 | 1,136,819,741 | 351 | 373,680.20 | 75,691,123 | 203 | 1,620,246.25 | 213,199,658 | 132 | 208,972.13 | 72,165,933 | 345 |
| サンふじ | | | | | | | | | | | | |
| ふじ | | | | | | | | | | | | |
| ジョナゴールド | | | | | | | | | | | | |
| 王林 | | | | | | | | | | | | |
| その他のリンゴ | | | | | | | | | | | | |
| リンゴ計 | | | | | | | | | | | | |
| デラウェア | 420.60 | 357,264 | 849 | | | | 67.20 | 32,659 | 486 | | | |
| 巨峰 | 15,603.90 | 16,865,223 | 1,081 | 559.70 | 694,656 | 1,241 | 3,881.30 | 4,122,644 | 1,062 | 20,891.20 | 14,406,559 | 690 |
| ベニナシ | | | | | | | 1,856.00 | 748,212 | 403 | | | |
| ビオウネ | 791.20 | 1,068,506 | 1,350 | | | | 199.60 | 187,175 | 938 | 34,997.20 | 31,100,573 | 889 |
| その他のぶどう | 5,261.70 | 10,354,332 | 1,968 | 1,176.70 | 2,159,634 | 1,835 | 140.00 | 84,389 | 603 | 43,934.30 | 66,434,712 | 1,512 |
| ぶどう計 | 22,077.40 | 28,645,325 | 1,297 | 1,736.40 | 2,854,290 | 1,644 | 6,144.10 | 5,175,079 | 842 | 99,822.70 | 111,941,844 | 1,121 |
| 二十世紀 | 1,880.00 | 525,194 | 279 | | | | | | | 15,340.00 | 6,599,114 | 430 |
| 幸水 | 77,135.00 | 40,153,724 | 521 | | | | 3,308.00 | 591,689 | 179 | 87,837.00 | 36,025,634 | 410 |
| 豊水 | 71,557.05 | 25,343,510 | 354 | | | | 43,949.40 | 17,228,253 | 392 | 135,984.50 | 44,581,169 | 328 |
| 新高 | 15,392.00 | 4,292,785 | 279 | | | | 49,670.50 | 11,854,572 | 239 | 126,510.00 | 39,405,311 | 311 |
| 新晚三吉 | 900.00 | 175,772 | 195 | | | | 1,049.40 | 202,780 | 193 | 73,300.00 | 21,947,737 | 299 |
| 晩三吉 | 650.00 | 105,646 | 163 | | | | 160.00 | 49,388 | 309 | 14,705.00 | 3,680,802 | 250 |
| その他の赤洋梨 | 22,408.50 | 6,983,908 | 312 | | | | 14,749.50 | 4,676,074 | 317 | 41,740.00 | 15,046,914 | 360 |
| 西梨計 | 189,922.55 | 77,580,539 | 408 | | | | 112,886.80 | 34,602,756 | 307 | 495,416.50 | 167,286,681 | 338 |
| その他の母村豆 | 698,651.73 | 1,010,991,201 | 1,447 | 432,520.41 | 554,604,949 | 1,282 | 62,626.43 | 94,681,292 | 1,512 | 10,776.69 | 12,460,524 | 1,156 |
| 伊豆本柿 | | | | | | | 1,414.50 | 454,861 | 322 | | | |
| 松本柿 | | | | | | | | | | | | |
| 富田柿 | 430.00 | 31,310 | 73 | | | | 175.00 | 25,229 | 144 | | | |
| その他の甘柿 | | | | | | | 2,349.20 | 323,459 | 138 | | | |
| 甘柿計 | 430.00 | 31,310 | 73 | | | | 3,938.70 | 803,549 | 204 | | | |
| 渋柿 | 2,292.50 | 386,380 | 169 | | | | 46,109.80 | 3,795,218 | 82 | 385.00 | 31,104 | 81 |
| 千柿 | 28,045.53 | 35,610,132 | 1,270 | 145.60 | 162,605 | 1,117 | 15,964.47 | 19,652,004 | 1,231 | 732.50 | 563,480 | 769 |
| 西小玉瓜 | 7,488.00 | 929,170 | 124 | 122,131.00 | 12,934,976 | 106 | 866,231.50 | 143,686,766 | 166 | 994,849.00 | 130,529,400 | 131 |
| 温西瓜 | | | | 209,699.00 | 37,568,005 | 179 | 102,428.00 | 20,859,165 | 204 | 9,036.00 | 694,422 | 77 |
| 温瓜計 | 7,488.00 | 929,170 | 124 | 331,830.00 | 50,502,981 | 152 | 968,659.50 | 164,545,931 | 170 | 1,003,885.00 | 131,223,822 | 131 |
| プリンスメロン | | | | 12,730.00 | 3,634,175 | 285 | 946.00 | 281,448 | 298 | | | |
| アンデスメロン | 270.00 | 148,284 | 549 | | | | 37,975.00 | 10,041,934 | 264 | | | |
| その他のメロン | 2,905.00 | 1,408,438 | 485 | 94,124.00 | 32,387,053 | 344 | 171,073.00 | 50,708,551 | 296 | | | |
| オールスメロン | | | | 103,642.00 | 44,307,511 | 428 | 172,482.00 | 85,063,943 | 493 | 1,124.00 | 477,946 | 425 |
| 赤肉メロン | | | | 5,838.50 | 3,428,233 | 587 | 148,266.00 | 69,447,592 | 468 | | | |
| もも | 15,078.20 | 16,637,006 | 1,103 | 544.50 | 366,022 | 672 | 3,104.00 | 2,276,345 | 733 | 307.80 | 252,828 | 821 |
| ネクタリン | 23.00 | 23,328 | 1,014 | | | | | | | | | |
| すもも | 19,075.65 | 13,153,869 | 690 | | | | 1,685.90 | 728,753 | 432 | 19,133.60 | 13,315,296 | 696 |
| 桜桃 | | | | | | | | | | | | |
| 枇杷 | 2,252.40 | 1,069,532 | 475 | 28,163.81 | 32,290,303 | 1,147 | 249.00 | 212,804 | 855 | | | |
| イチジク | 959.80 | 778,677 | 811 | | | | 3,859.00 | 4,833,781 | 1,253 | | | |
| 栗 | | | | | | | 37,715.00 | 20,697,010 | 549 | 40,602.00 | 16,019,125 | 395 |
| レモン | 22,467.85 | 9,051,543 | 403 | 995.00 | 268,757 | 270 | 794.50 | 63,591 | 80 | | | |
| オレンジ | | | | | | | | | | | | |
| バナナ | | | | | | | | | | | | |
| 青バナナ | | | | | | | | | | | | |
| バナナ計 | | | | | | | | | | | | |
| パイナップル | | | | | | | | | | | | |
| 国内キーウイパー | 108,312.56 | 37,617,621 | 347 | | | | 3,773.90 | 1,483,979 | 393 | 1,300.00 | 543,712 | 418 |
| パイナップル | 34.40 | 53,762 | 1,563 | | | | 72.00 | 105,366 | 1,463 | | | |
| その他輸入果実 | 24.00 | 44,377 | 1,849 | | | | 109.30 | 259,479 | 2,374 | 5.00 | 4,320 | 864 |
| その他の果実計 | 304.80 | 493,242 | 1,618 | 29,029.40 | 11,866,763 | 409 | 7,364.75 | 6,807,128 | 924 | 5,796.40 | 7,661,856 | 1,322 |
| 果実計 | 4,360,524.56 | 2,371,473,477 | 544 | 1,414,979.82 | 812,364,765 | 574 | 3,426,750.90 | 789,628,550 | 230 | 1,888,259.32 | 533,948,471 | 283 |

果実品目別産地別取扱高表

| 品目 | 産地 | (県名) 宮崎県 | | | (中央市場) 鹿児島県 | | | 沖縄県 | | |
|--------|----|------------|-------------|-------|-------------|------------|-------|-----------|------------|-------|
| | | 数量(kg) | 金額 | 平均@ | 数量(kg) | 金額 | 平均@ | 数量(kg) | 金額 | 平均@ |
| ハウスミカン | | 65.28 | 110,074 | 1,686 | | | | | | |
| 極早 | | 42,427.00 | 7,583,945 | 179 | | | | | | |
| 早生 | 温州 | 192.00 | 10,368 | 54 | | | | | | |
| 普通 | 温州 | 780.00 | 82,123 | 105 | | | | | | |
| 温州 | 計 | 43,464.28 | 7,786,510 | 179 | | | | | | |
| 伊予 | 柑 | | | | | | | | | |
| 八朔 | 見 | | | | | | | | | |
| 清見 | | | | | | | | | | |
| 夏柑 | | 9,034.00 | 1,141,164 | 126 | 24,250.00 | 3,389,494 | 140 | | | |
| 日向 | 夏柑 | 16,246.40 | 5,935,110 | 365 | | | | | | |
| ネーブル | | | | | | | | | | |
| ポンカ | ン | 1,957.60 | 274,731 | 140 | 4,900.00 | 1,154,832 | 236 | | | |
| デコボ | ン | 90.00 | 36,828 | 409 | 202.00 | 106,272 | 526 | | | |
| その他 | 柑 | 70,890.10 | 47,796,913 | 674 | 10,789.00 | 8,268,692 | 766 | 450.00 | 343,440 | 763 |
| 柑 | 計 | 141,682.38 | 62,971,256 | 444 | 40,141.00 | 12,919,290 | 322 | 450.00 | 343,440 | 763 |
| つが | | | | | | | | | | |
| サン | ふ | | | | | | | | | |
| ふ | じ | | | | | | | | | |
| ジョ | ナ | | | | | | | | | |
| 王林 | つ | | | | | | | | | |
| む | | | | | | | | | | |
| その他 | リン | | | | | | | | | |
| リン | ゴ | | | | | | | | | |
| デラ | ウ | 40.00 | 57,456 | 1,436 | | | | | | |
| 巨峰 | | | | | | | | | | |
| ベリ | ー | | | | | | | | | |
| 温室 | ぶ | | | | | | | | | |
| ピオー | ど | | | | | | | | | |
| その他 | ぶ | 1,367.20 | 691,038 | 505 | | | | | | |
| ぶ | ど | 1,407.20 | 748,494 | 532 | | | | | | |
| 二十 | 世 | | | | | | | | | |
| 幸 | 水 | | | | | | | | | |
| 豊 | 水 | | | | | | | | | |
| 新 | 高 | | | | | | | | | |
| 新 | 興 | | | | | | | | | |
| 晩 | 吉 | | | | | | | | | |
| その他 | 赤 | | | | | | | | | |
| の | 洋 | | | | | | | | | |
| 梨 | 計 | 2,940.83 | 5,325,545 | 1,811 | | | | | | |
| その他 | 毎 | | | | | | | | | |
| の | 村 | | | | | | | | | |
| 伊豆 | | | | | | | | | | |
| 松本 | | | | | | | | | | |
| 富 | 有 | | | | | | | | | |
| の | 甘 | | | | | | | | | |
| 甘 | 柿 | | | | | | | | | |
| の | 柿 | | | | | | | | | |
| 渋 | | | | | 915.00 | 289,656 | 317 | | | |
| 干 | | | | | | | | | | |
| 西 | 瓜 | | | | | | | | | |
| 小 | 玉 | | | | | | | | | |
| 温 | 室 | | | | | | | | | |
| 西 | 瓜 | | | | | | | | | |
| 西 | 瓜 | | | | | | | | | |
| プリ | ン | | | | | | | | | |
| ン | ス | | | | | | | | | |
| メ | メ | | | | | | | | | |
| ロ | ロ | | | | 32,400.00 | 16,105,995 | 497 | | | |
| ン | ン | | | | 305.00 | 94,273 | 309 | | | |
| その他 | メ | 40.00 | 23,328 | 583 | | | | | | |
| ア | ル | 23,329.04 | 20,339,935 | 872 | 14,132.00 | 11,206,510 | 793 | | | |
| 赤 | 肉 | 12,183.70 | 12,116,802 | 995 | 681.00 | 463,688 | 681 | 1,355.00 | 1,291,896 | 953 |
| も | も | | | | 282.00 | 146,070 | 518 | | | |
| ネ | ク | | | | | | | | | |
| ク | タ | | | | | | | | | |
| す | リ | | | | 923.00 | 719,494 | 780 | | | |
| 桜 | も | | | | | | | | | |
| 枇 | 杷 | | | | | | | | | |
| 枇 | 杷 | | | | 12.60 | 9,072 | 720 | | | |
| イチ | ジ | | | | | | | | | |
| 栗 | | 445.00 | 275,616 | 619 | | | | | | |
| レ | モ | 2,097.80 | 498,205 | 237 | | | | | | |
| グ | レ | | | | | | | | | |
| オ | レ | | | | | | | | | |
| バ | ナ | | | | | | | 413.10 | 315,403 | 764 |
| 青 | バ | | | | | | | | | |
| バ | ナ | | | | | | | 413.10 | 315,403 | 764 |
| バ | ナ | | | | | | | 23,454.85 | 9,698,675 | 414 |
| キ | ウ | | | | | | | | | |
| 国 | 内 | 1,470.00 | 1,280,159 | 871 | | | | | | |
| 内 | キ | 73.00 | 125,816 | 1,724 | | | | 10.00 | 19,980 | 1,998 |
| パ | ン | 40,613.10 | 116,795,637 | 2,876 | 431.20 | 988,086 | 2,291 | 729.55 | 1,487,265 | 2,039 |
| マ | ン | | | | | | | | | |
| その他 | 輸 | 3,892.52 | 3,250,504 | 835 | 1,361.10 | 2,023,906 | 1,487 | 671.80 | 1,072,914 | 1,597 |
| の | 他 | | | | | | | | | |
| 果 | 実 | | | | | | | | | |
| 果 | 実 | 230,174.57 | 223,751,297 | 972 | 91,583.90 | 44,966,040 | 491 | 27,084.30 | 14,229,573 | 525 |

果実品目別産地別取扱高表

| 品目 | (国名) 韓国 | | | (中央市場) 中国 | | | 台湾 | | | フィリピン | | |
|---------|-----------|-----------|-----|-----------|------------|-----|-----------|------------|-------|---------------|---------------|-----|
| | 数量(kg) | 金額 | 平均@ | 数量(kg) | 金額 | 平均@ | 数量(kg) | 金額 | 平均@ | 数量(kg) | 金額 | 平均@ |
| ハウスミカン | | | | | | | | | | | | |
| 極早温州 | | | | | | | | | | | | |
| 早温州 | | | | | | | | | | | | |
| 普通温州 | | | | | | | | | | | | |
| 伊予柑 | | | | | | | | | | | | |
| 八朔 | | | | | | | | | | | | |
| 清見柑 | | | | | | | | | | | | |
| 日向夏 | | | | | | | | | | | | |
| ネーブル | | | | | | | | | | | | |
| ポンカボ | | | | | | | | | | | | |
| その他柑橘 | | | | | | | | | | | | |
| つばき | | | | | | | | | | | | |
| サンふじ | | | | | | | | | | | | |
| ジョナゴールド | | | | | | | | | | | | |
| 王林 | | | | | | | | | | | | |
| その他のリンゴ | | | | | | | | | | | | |
| リンゴ計 | | | | | | | | | | | | |
| デラウェア | | | | | | | | | | | | |
| 巨峰 | | | | | | | | | | | | |
| ベリオー | | | | | | | | | | | | |
| 温室内ぶどう | | | | | | | | | | | | |
| ピオーネ | | | | | | | | | | | | |
| その他のぶどう | | | | | | | | | | | | |
| ぶどう計 | | | | | | | | | | | | |
| 二十世紀 | | | | | | | | | | | | |
| 幸水 | | | | | | | | | | | | |
| 豊水 | | | | | | | | | | | | |
| 新興 | | | | | | | | | | | | |
| 新吉梨 | | | | | | | | | | | | |
| 晩赤 | | | | | | | | | | | | |
| その他洋梨 | | | | | | | | | | | | |
| その他 | | | | | | | | | | | | |
| 西村 | | | | | | | | | | | | |
| 伊豆 | | | | | | | | | | | | |
| 松本 | | | | | | | | | | | | |
| 富山 | | | | | | | | | | | | |
| 有甘 | | | | | | | | | | | | |
| その他柿 | | | | | | | | | | | | |
| 洪柿 | | | | | | | | | | | | |
| 千柿 | | | | 3,702.00 | 2,681,148 | 724 | | | | | | |
| 西瓜 | | | | | | | | | | | | |
| 小玉西瓜 | | | | | | | | | | | | |
| 西瓜計 | | | | | | | | | | | | |
| プリンスメロン | | | | | | | | | | | | |
| アンデスメロン | 780.00 | 554,040 | 710 | | | | | | | | | |
| その他メロン | 25.00 | 17,280 | 691 | | | | | | | | | |
| オールメロン | | | | | | | | | | | | |
| 赤肉メロン | | | | | | | | | | | | |
| ももん | | | | | | | | | | | | |
| ネクター | | | | | | | | | | | | |
| タリ | | | | | | | | | | | | |
| すもも | | | | | | | | | | | | |
| 桜桃 | | | | | | | | | | | | |
| 枇杷 | | | | | | | | | | | | |
| イチジク | | | | | | | | | | | | |
| 栗 | | | | | | | | | | | | |
| レモン | | | | | | | | | | | | |
| オレンジ | | | | | | | | | | | | |
| バナナ | | | | | | | 8,580.00 | 2,617,283 | 305 | 13,752,425.00 | 1,948,873.892 | 142 |
| バナナ計 | | | | | | | 8,580.00 | 2,617,283 | 305 | 15,957,731.00 | 2,262,904.731 | 142 |
| バナナ | | | | | | | 25,320.00 | 6,974,468 | 275 | 2,666,259.20 | 435,695.778 | 163 |
| 国内キーウイ | 10,640.00 | 5,534,569 | 520 | | | | | | | | | |
| パイン | | | | | | | | | | | | |
| パイナップル | | | | | | | 4,437.50 | 4,199,310 | 946 | | | |
| その他輸入果実 | | | | 9,366.30 | 7,681,963 | 820 | 2,213.00 | 3,442,339 | 1,556 | 618.00 | 204,986 | 332 |
| その他果実 | | | | 64,053.50 | 29,081,393 | 454 | | | | 7,133.50 | 3,707,122 | 520 |
| 果実計 | 11,445.00 | 6,105,889 | 533 | 77,121.80 | 39,444,504 | 511 | 40,550.50 | 17,233,400 | 425 | 18,631,741.70 | 2,702,512.617 | 145 |

果実品目別産地別取扱高表

| 品目 | (国名) タイ (中央市場) | | | アメリカ | | | ニュージーランド | | | オーストラリア | | | |
|----------|----------------|-----------|-------|--------------|---------------|-------------|--------------|--------------|-------------|------------|-------------|-------------|-------|
| | 産地 | 数量(kg) | 金額 | 平均@ | 数量(kg) | 金額 | 平均@ | 数量(kg) | 金額 | 平均@ | 数量(kg) | 金額 | 平均@ |
| ハウスミカン | | | | | | | | | | | | | |
| 極早生温州 | | | | | | | | | | | | | |
| 早温州 | | | | | | | | | | | | | |
| 普通温州 | | | | | | | | | | | | | |
| 計 | | | | | | | | | | | | | |
| 伊予柑 | | | | | | | | | | | | | |
| 八朔 | | | | | | | | | | | | | |
| 清見 | | | | | | | | | | | | | |
| 甘夏 | | | | | | | | | | | | | |
| 日向夏 | | | | | | | | | | | | | |
| ネーブル | | | | | | | | | | | | | |
| ポンカボ | | | | | | | | | | | | | |
| デコボ | | | | | | | | | | | | | |
| その他の柑 | | | | | | | | | | | | | |
| 計 | | | | | | | | | | | | | |
| つがふ | | | | | | | | | | | | | |
| サンプ | | | | | | | | | | | | | |
| ジョナゴールド | | | | | | | | | | | | | |
| 王林 | | | | | | | | | | | | | |
| むつ | | | | | | | | | | | | | |
| その他のリンゴ | | | | | | | | | | | | | |
| 計 | | | | | | | | | | | | | |
| デラウェア | | | | | | | | | | | | | |
| 巨峰 | | | | | | | | | | | | | |
| ベリー | | | | | | | | | | | | | |
| 温室内ぶどう | | | | | | | | | | | | | |
| ピオーネ | | | | | | | | | | | | | |
| その他のぶどう | | | | | 232,645.30 | 109,982,471 | 473 | 1,218.90 | 529,038 | 434 | 48,685.00 | 22,102,213 | 454 |
| 計 | | | | | 232,645.30 | 109,982,471 | 473 | 1,218.90 | 529,038 | 434 | 48,685.00 | 22,102,213 | 454 |
| ぶどう | | | | | | | | | | | | | |
| 二十世紀 | | | | | | | | | | | | | |
| 幸水 | | | | | | | | | | | | | |
| 豊水 | | | | | | | | | | | | | |
| 新高 | | | | | | | | | | | | | |
| 晩三吉 | | | | | | | | | | | | | |
| その他の赤梨 | | | | | | | | | | | | | |
| 計 | | | | | | | | | | | | | |
| その他の | | | | | 149,920.00 | 229,120,253 | 1,528 | | | | | | |
| 伊豆 | | | | | | | | | | | | | |
| 松本 | | | | | | | | | | | | | |
| 富士 | | | | | | | | | | | | | |
| その他の甘柿 | | | | | | | | | | | | | |
| 甘柿 | | | | | | | | | | | | | |
| 洪柿 | | | | | | | | | | | | | |
| 干柿 | | | | | | | | | | | | | |
| 西瓜 | | | | | | | | | | | | | |
| 小玉西瓜 | | | | | | | | | | | | | |
| 温室内西瓜 | | | | | | | | | | | | | |
| 計 | | | | | | | | | | | | | |
| プリンスメロン | | | | | | | | | | | | | |
| アンデスメロン | | | | | | | | | | | 1,755.00 | 449,658 | 256 |
| その他のメロン | | | | | | | | | | | | | |
| 計 | | | | | | | | | | | 6,345.00 | 1,715,256 | 270 |
| 赤肉メロン | | | | | | | | | | | | | |
| もも | | | | | | | | | | | | | |
| ネクタリン | | | | | | | | | | | | | |
| すもも | | | | | | | | | | | | | |
| 桜桃 | | | | | 10,328.60 | 18,221,063 | 1,764 | 160.00 | 340,740 | 2,130 | 15.00 | 25,704 | 1,714 |
| 枇杷 | | | | | | | | | | | | | |
| イチジク | | | | | | | | | | | | | |
| 栗 | | | | | | | | | | | | | |
| レモン | | | | | 853,319.00 | 296,726,175 | 348 | 2,007.00 | 901,908 | 449 | | | |
| グレープ | | | | | 185,238.00 | 46,433,263 | 251 | | | | 12,090.00 | 2,136,427 | 177 |
| オレンジ | | | | | 1,251,432.00 | 332,395,885 | 266 | | | | 669,901.00 | 153,381,353 | 229 |
| バナナ | | | | | | | | | | | | | |
| 青バナナ | | | | | | | | | | | | | |
| バナナ | | | | | | | | | | | | | |
| 計 | | | | | | | | | | | | | |
| キウイ | | | | | 2,180.00 | 312,660 | 143 | | | | | | |
| 国内キウイ | | | | | 120.00 | 68,040 | 567 | 1,782,075.60 | 976,767,796 | 548 | | | |
| パイ | | | | | 9,085.00 | 9,476,776 | 1,043 | | | | | | |
| アマ | 720.00 | 743,834 | 1,033 | | | | | | | | 80.00 | 89,294 | 1,116 |
| その他の輸入果実 | 357.00 | 398,430 | 1,116 | 50,178.00 | 53,460,274 | 1,065 | 3,995.50 | 1,261,302 | 316 | 6,979.00 | 2,052,431 | 294 | |
| 計 | 744.60 | 688,603 | 925 | 5,846.40 | 6,608,558 | 1,130 | 150.00 | 136,077 | 907 | 140.00 | 525,951 | 3,757 | |
| 果実計 | 1,821.60 | 1,830,867 | 1,005 | 2,750,292.30 | 1,102,805,418 | 401 | 1,789,607.00 | 979,936,861 | 548 | 745,990.00 | 182,478,287 | 245 | |

果実品目別産地別取扱高表

| 品目 | 産地 | (国名) (中央市場) | | | イスラエル | | | 南アフリカ | | | カナダ | | |
|---------|----|-------------|-----------|-------|------------|------------|-----|------------|------------|-----|--------|---------|-------|
| | | 数量(kg) | 金額 | 平均@ | 数量(kg) | 金額 | 平均@ | 数量(kg) | 金額 | 平均@ | 数量(kg) | 金額 | 平均@ |
| ハウスミカン | | | | | | | | | | | | | |
| 極早生 | | | | | | | | | | | | | |
| 早温州 | | | | | | | | | | | | | |
| 普通州 | | | | | | | | | | | | | |
| 温州計 | | | | | | | | | | | | | |
| 伊予柑 | | | | | | | | | | | | | |
| 八朔 | | | | | | | | | | | | | |
| 清見柑 | | | | | | | | | | | | | |
| 日向夏 | | | | | | | | | | | | | |
| ネーブル | | | | | | | | | | | | | |
| ポンカボ | | | | | | | | | | | | | |
| デコポン | | | | | | | | | | | | | |
| その他柑 | | | | | | | | | | | | | |
| 柑計 | | | | | | | | | | | | | |
| つがふ | | | | | | | | | | | | | |
| サンふ | | | | | | | | | | | | | |
| ジョナゴールド | | | | | | | | | | | | | |
| 王林 | | | | | | | | | | | | | |
| むつご | | | | | | | | | | | | | |
| その他のリンゴ | | | | | | | | | | | | | |
| リンゴ計 | | | | | | | | | | | | | |
| デラウェア | | | | | | | | | | | | | |
| 巨峰 | | | | | | | | | | | | | |
| ベリオー | | | | | | | | | | | | | |
| 温室ぶどう | | | | | | | | | | | | | |
| ピオーネ | | | | | | | | | | | | | |
| その他のぶどう | | | | | | | | | | | | | |
| ぶどう計 | | | | | | | | | | | | | |
| 二十世紀 | | | | | | | | | | | | | |
| 幸水 | | | | | | | | | | | | | |
| 豊水 | | | | | | | | | | | | | |
| 新興 | | | | | | | | | | | | | |
| 新吉梨 | | | | | | | | | | | | | |
| 晩三赤 | | | | | | | | | | | | | |
| その他洋梨 | | | | | | | | | | | | | |
| 洋梨計 | | | | | | | | | | | | | |
| その他 | | 2,560.00 | 4,408,776 | 1,722 | | | | | | | | | |
| その他 | | | | | | | | | | | | | |
| 西村豆 | | | | | | | | | | | | | |
| 伊豆本 | | | | | | | | | | | | | |
| 松本柿 | | | | | | | | | | | | | |
| 富田柿 | | | | | | | | | | | | | |
| 有他柿 | | | | | | | | | | | | | |
| 甘柿計 | | | | | | | | | | | | | |
| 渋柿 | | | | | | | | | | | | | |
| 干柿 | | | | | | | | | | | | | |
| 西瓜 | | | | | | | | | | | | | |
| 小玉西瓜 | | | | | | | | | | | | | |
| 温室西瓜 | | | | | | | | | | | | | |
| 西瓜計 | | | | | | | | | | | | | |
| ブリンズメロン | | | | | | | | | | | | | |
| アンデスメロン | | | | | | | | | | | | | |
| その他メロン | | | | | | | | | | | | | |
| オールスメロン | | | | | | | | | | | | | |
| 赤肉メロン | | | | | | | | | | | | | |
| もも | | | | | | | | | | | | | |
| ネクタリン | | | | | | | | | | | | | |
| すもも | | | | | | | | | | | | | |
| 桜桃 | | | | | | | | | | | | | |
| 枇杷 | | | | | | | | | | | | | |
| イチジク | | | | | | | | | | | | | |
| 栗 | | | | | | | | | | | | | |
| レモン | | 60.00 | 12,960 | 216 | | | | 1,640.00 | 408,240 | 249 | | | |
| グレープ | | 26,664.00 | 3,945,789 | 148 | 221,073.00 | 39,762,891 | 180 | 361,733.00 | 57,672,152 | 159 | | | |
| オレンジ | | | | | 470.00 | 158,760 | 338 | 33,888.00 | 6,025,978 | 178 | | | |
| バナナ | | | | | | | | | | | | | |
| 青バナナ | | | | | | | | | | | | | |
| バナナ計 | | | | | | | | | | | | | |
| パイナップル | | | | | | | | | | | | | |
| 国内キーウイ | | | | | | | | | | | | | |
| パイナップル | | | | | | | | | | | | | |
| マスカット | | | | | | | | | | | | | |
| その他輸入果実 | | | | | | | | | | | 192.00 | 412,991 | 2,151 |
| その他果実 | | | | | | | | | | | | | |
| 果実計 | | 29,284.00 | 8,367,525 | 286 | 221,543.00 | 39,921,651 | 180 | 397,261.00 | 64,106,370 | 161 | 192.00 | 412,991 | 2,151 |

果実品目別産地別取扱高表

| 品目 | (国名) 東南アジア (中央市場) | | | 中南米 | | | その他外国 | | | 合計 | | | |
|----------|-------------------|------------|-----|--------------|---------------|-------------|-------|---------|-------|---------------|----------------|---------------|-------------|
| | 産地 | 数量(kg) | 金額 | 平均@ | 数量(kg) | 金額 | 平均@ | 数量(kg) | 金額 | 平均@ | 数量(kg) | 金額 | 平均@ |
| ハウスミカン | | | | | | | | | | | 568,640.40 | 501,300,597 | 882 |
| 極早温州 | | | | | | | | | | | 1,778,110.80 | 292,470,618 | 164 |
| 早温州 | | | | | | | | | | | 2,184,364.60 | 443,740,932 | 203 |
| 普通温州 | | | | | | | | | | | 1,783,492.50 | 495,307,223 | 278 |
| 温州計 | | | | | | | | | | | 6,314,608.30 | 1,732,819,370 | 274 |
| 伊予柑 | | | | | | | | | | | 462,811.00 | 78,054,834 | 169 |
| 八朔 | | | | | | | | | | | 223,503.40 | 37,200,741 | 166 |
| 清見 | | | | | | | | | | | 165,005.00 | 39,090,286 | 237 |
| 夏柑 | | | | | | | | | | | 531,831.00 | 91,990,192 | 173 |
| 日向夏 | | | | | | | | | | | 50,761.90 | 12,252,906 | 241 |
| ネーブル | | | | | | | | | | | 46,612.00 | 8,667,140 | 186 |
| ポンカン | | | | | | | | | | | 367,316.10 | 85,855,261 | 234 |
| デコボ | | | | | | | | | | | 188,994.80 | 89,828,456 | 475 |
| その他柑橘 | | | | | | | | | | | 940,248.93 | 281,549,095 | 299 |
| 柑橘計 | | | | | | | | | | | 9,291,692.43 | 2,457,308,281 | 264 |
| つがふ | | | | | | | | | | | 993,947.00 | 299,331,227 | 301 |
| サンふじ | | | | | | | | | | | 3,709,945.50 | 1,022,335,631 | 276 |
| ふじ | | | | | | | | | | | 368,340.00 | 169,623,380 | 461 |
| ジョナゴールド | | | | | | | | | | | 982,031.00 | 348,490,273 | 355 |
| 王林 | | | | | | | | | | | 1,049,800.00 | 376,417,442 | 359 |
| むつ | | | | | | | | | | | 55,890.00 | 22,689,670 | 406 |
| その他のリンゴ | | | | | | | | | | | 1,792,842.00 | 542,880,085 | 303 |
| リンゴ計 | | | | | | | | | | | 8,952,795.50 | 2,781,767,708 | 311 |
| デラウェア | | | | | | | | | | | 159,427.56 | 201,911,725 | 1,266 |
| 巨峰 | | | | | | | | | | | 590,664.25 | 606,610,195 | 1,027 |
| ベリーA | | | | | | | | | | | 41,279.40 | 22,521,039 | 546 |
| 温室内ぶどう | | | | | | | | | | | 12,899.60 | 13,465,425 | 1,044 |
| ピオーネ | | | | | | | | | | | 279,913.70 | 281,971,598 | 1,007 |
| その他のぶどう | | | | | 307,143.40 | 120,031,464 | 391 | | | | 948,557.40 | 794,836,181 | 838 |
| ぶどう計 | | | | | 307,143.40 | 120,031,464 | 391 | | | | 2,032,741.91 | 1,921,316,163 | 945 |
| 二十世紀 | | | | | | | | | | | 93,136.00 | 36,440,533 | 391 |
| 幸水 | | | | | | | | | | | 669,013.00 | 299,337,902 | 447 |
| 豊水 | | | | | | | | | | | 875,086.95 | 304,776,143 | 348 |
| 新興 | | | | | | | | | | | 255,320.00 | 73,136,681 | 286 |
| 新吉 | | | | | | | | | | | 133,389.40 | 40,637,548 | 305 |
| 晩三赤 | | | | | | | | | | | 15,515.00 | 3,835,836 | 247 |
| その他の洋梨 | | | | | | | | | | | 182,969.40 | 65,758,076 | 359 |
| 西梨計 | | | | | | | | | | | 172,634.80 | 61,260,301 | 355 |
| その他の每村 | | | | | 65.00 | 100,202 | 1,542 | | | | 2,397,064.55 | 885,183,020 | 369 |
| 西伊豆 | | | | | | | | | | | 3,371,688.99 | 4,607,588,634 | 1,367 |
| 松本 | | | | | | | | | | | 161,552.00 | 45,882,425 | 284 |
| 富山 | | | | | | | | | | | 5,905.60 | 811,757 | 137 |
| 有本 | | | | | | | | | | | 207,449.98 | 53,343,774 | 257 |
| その他の甘柿 | | | | | | | | | | | 1,412,164.40 | 373,440,662 | 264 |
| 甘柿計 | | | | | | | | | | | 207,829.80 | 63,170,653 | 304 |
| 洪千柿 | | | | | | | | | | | 1,994,901.78 | 536,649,271 | 269 |
| 西小玉 | | | | | | | | | | | 892,523.40 | 203,095,935 | 228 |
| 温室西瓜 | | | | | | | | | | | 88,542.18 | 150,311,041 | 1,698 |
| 西小玉西瓜計 | | | | | | | | | | | 4,615,857.30 | 679,958,347 | 147 |
| プリンスメロン | | | | | | | | | | | 355,690.00 | 67,781,087 | 191 |
| アンデスメロン | | | | | | | | | | | 13,676.00 | 3,915,623 | 286 |
| その他のメロン | | | | | 35,675.00 | 7,610,421 | 213 | | | | 76,549.00 | 29,013,893 | 379 |
| オールスメロン | | | | | | | | | | | 452,356.40 | 146,700,059 | 324 |
| 赤肉メロン | | | | | 4,920.00 | 1,075,603 | 219 | | | | 457,409.34 | 328,770,196 | 719 |
| 赤肉メロンも | | | | | | | | | | | 330,353.70 | 161,792,953 | 490 |
| ネクター | | | | | | | | | | | 941,576.51 | 652,623,344 | 693 |
| すもも | | | | | | | | | | | 20,505.00 | 10,006,385 | 488 |
| 桜桃 | | | | | | | | | | | 203,530.91 | 146,332,880 | 719 |
| 枇杷 | | | | | | | | | | | 54,887.04 | 120,527,115 | 2,196 |
| イチジク | | | | | | | | | | | 45,054.64 | 49,419,927 | 1,097 |
| 栗 | | | | | | | | | | | 164,627.31 | 124,844,837 | 758 |
| レモン | | | | | | | | | | | 86,505.50 | 43,170,307 | 499 |
| グレープ | | | | | | | | | | | 1,467,841.35 | 452,702,025 | 308 |
| オレジン | | | | | | | | | | | 57,936.00 | 864,734.00 | 159,906,189 |
| バナナ | | | | | | | | | | | 864,734.00 | 159,906,189 | 185 |
| 青バナナ | | | | | | | | | | | 1,440.00 | 182,995 | 127 |
| バナナ計 | | | | | | | | | | | 1,957,191.00 | 492,165,707 | 251 |
| パイナップル | | | | | | | | | | | 1,948,227.00 | 271,907,944 | 140 |
| パイナップル計 | | | | | | | | | | | 76,986.00 | 11,375,586 | 148 |
| パイナップル計 | | | | | | | | | | | 2,282,292.00 | 325,406,425 | 143 |
| パイナップル計 | | | | | | | | | | | 2,025,213.00 | 283,283,530 | 140 |
| パイナップル計 | | | | | | | | | | | 17,992,029.10 | 2,549,280,353 | 142 |
| パイナップル計 | 3,000.00 | 441,048 | 147 | 15,850.00 | 10,752,797 | 678 | | | | | 2,736,064.05 | 463,875,426 | 170 |
| パイナップル計 | | | | | | | | | | | 1,795,216.10 | 983,210,625 | 548 |
| パイナップル計 | | | | | | | | | | | 656,095.32 | 317,401,597 | 484 |
| パイナップル計 | | | | | | | | | | | 9,168.00 | 9,622,572 | 1,050 |
| パイナップル計 | | | | | | | | | | | 66,105.19 | 136,139,939 | 2,059 |
| その他の輸入果実 | 13,550.00 | 6,955,041 | 513 | 1,240,671.50 | 536,868,083 | 433 | | | | | 1,328,258.60 | 613,046,016 | 462 |
| その他の果実 | 47,544.00 | 13,934,758 | 293 | 745.00 | 357,697 | 480 | 45.60 | 121,236 | 2,659 | | 375,878.06 | 132,829,150 | 353 |
| 果実計 | 64,094.00 | 21,330,847 | 333 | 4,287,155.30 | 1,123,674,664 | 262 | 45.60 | 121,236 | 2,659 | 66,089,110.16 | 22,418,256,605 | 339 | |

果実品目別月別取扱高表

(中央市場)

| 品目 | 月 | 1月 | | | 2月 | | | 3月 | | |
|----------|---|--------------|---------------|-------|--------------|---------------|-------|--------------|---------------|--------|
| | | 数量(kg) | 金額 | 平均@ | 数量(kg) | 金額 | 平均@ | 数量(kg) | 金額 | 平均@ |
| ハウスミカン | | | | | | | | | | |
| 極早 | | | | | | | | | | |
| 早生温州 | | 49,620.70 | 9,792,647 | 197 | 16,078.00 | 5,180,792 | 322 | | | |
| 普通温州 | | 710,960.90 | 182,678,374 | 257 | 391,433.20 | 124,514,763 | 318 | 60,225.00 | 20,951,194 | 348 |
| 温州計 | | 760,581.60 | 192,471,021 | 253 | 407,511.20 | 129,695,555 | 318 | 60,225.00 | 20,951,194 | 348 |
| 伊予柑 | | 88,361.00 | 19,546,785 | 221 | 263,390.00 | 41,461,664 | 157 | 110,702.50 | 17,023,683 | 154 |
| 八朔 | | 11,242.00 | 2,220,265 | 197 | 60,163.50 | 9,293,208 | 154 | 85,443.90 | 14,145,364 | 166 |
| 清見 | | | | | 4,857.50 | 1,140,783 | 235 | 65,953.50 | 15,049,867 | 228 |
| 甘柑 | | 170.00 | 6,144 | 36 | 8,650.00 | 1,571,107 | 182 | 73,608.00 | 11,834,275 | 161 |
| 日向夏 | | 1,391.50 | 794,660 | 571 | 1,907.50 | 793,821 | 416 | 6,719.00 | 2,440,875 | 363 |
| ネーブル | | 3,010.00 | 604,714 | 201 | 19,103.50 | 3,491,058 | 183 | 15,750.00 | 2,488,062 | 158 |
| ポンカン | | 119,827.60 | 29,306,165 | 245 | 142,993.00 | 32,187,524 | 225 | 40,133.00 | 9,692,519 | 242 |
| デコポン | | 18,212.80 | 11,535,682 | 633 | 32,741.00 | 16,174,898 | 494 | 54,896.50 | 21,422,565 | 390 |
| その他の柑橘 | | 100,030.70 | 44,182,229 | 442 | 194,393.00 | 66,053,752 | 340 | 230,328.63 | 66,020,460 | 287 |
| 柑橘計 | | 1,102,827.20 | 300,667,665 | 273 | 1,135,710.20 | 301,863,370 | 266 | 743,760.03 | 181,068,864 | 243 |
| つがる | | | | | | | | | | |
| サンふじ | | 615,568.00 | 164,307,784 | 267 | 694,014.00 | 175,021,643 | 252 | 753,012.00 | 179,073,912 | 238 |
| ふじ | | | | | | | | | | |
| ジョナゴールド | | 67,462.00 | 20,222,799 | 300 | 64,769.00 | 17,404,011 | 269 | 77,778.00 | 23,511,762 | 302 |
| 王林 | | 135,403.00 | 47,615,812 | 352 | 150,503.00 | 50,559,550 | 336 | 215,384.00 | 75,919,970 | 352 |
| むつ | | 2,690.00 | 1,471,122 | 547 | 3,320.00 | 1,131,094 | 341 | 10,860.00 | 2,994,850 | 276 |
| その他のリンゴ | | 32,498.00 | 9,148,268 | 282 | 35,735.00 | 8,850,504 | 248 | 23,540.00 | 5,203,996 | 221 |
| リンゴ計 | | 853,621.00 | 242,765,785 | 284 | 948,341.00 | 252,966,802 | 267 | 1,080,574.00 | 286,704,490 | 265 |
| デラウェア | | | | | | | | | | |
| 巨峰 | | | | | | | | | | |
| ベリール | | | | | | | | | | |
| 温室ぶどう | | | | | | | | | | |
| ピオーネ | | | | | | | | | | |
| その他のぶどう | | 34,980.40 | 17,916,430 | 512 | 26,901.60 | 15,473,139 | 575 | 54,063.00 | 27,011,504 | 500 |
| ぶどう計 | | 34,980.40 | 17,916,430 | 512 | 26,901.60 | 15,473,139 | 575 | 54,063.00 | 27,011,504 | 500 |
| ニセ十世 | | | | | | | | | | |
| 幸豊 | | | | | | | | | | |
| 新豊 | | 1,500.00 | 493,236 | 329 | 365.00 | 106,920 | 293 | | | |
| 新豊 | | | | | | | | | | |
| 晩三吉 | | | | | 250.00 | 34,668 | 139 | | | |
| その他の赤梨 | | | | | 110.00 | 17,583 | 160 | | | |
| 西洋梨 | | 1,145.00 | 358,830 | 313 | 65.00 | 9,126 | 140 | | | |
| 梨計 | | 2,645.00 | 852,066 | 322 | 790.00 | 168,297 | 213 | | | |
| その他の苺 | | 491,926.84 | 731,252,188 | 1,487 | 528,277.48 | 834,149,449 | 1,579 | 669,546.74 | 925,083,801 | 1,382 |
| 西村豆 | | | | | | | | | | |
| 伊豆本 | | | | | | | | | | |
| 富山有甘柿 | | 137,354.70 | 53,046,177 | 386 | 35,485.00 | 13,610,874 | 384 | 40.00 | 14,256 | 356 |
| その他の甘柿 | | | | | | | | | | |
| 甘柿計 | | 137,354.70 | 53,046,177 | 386 | 35,485.00 | 13,610,874 | 384 | 40.00 | 14,256 | 356 |
| 渋柿 | | | | | | | | | | |
| 干柿 | | 22,997.73 | 33,760,807 | 1,468 | 6,377.58 | 7,865,381 | 1,233 | 510.02 | 1,255,253 | 2,461 |
| 西瓜 | | 835.00 | 161,553 | 193 | 1,539.00 | 359,636 | 234 | 18,145.00 | 5,682,176 | 313 |
| 小玉西瓜 | | | | | 90.00 | 74,412 | 827 | 670.00 | 519,805 | 776 |
| 西瓜計 | | 835.00 | 161,553 | 193 | 1,629.00 | 434,048 | 266 | 18,815.00 | 6,201,981 | 330 |
| プリンスメロン | | | | | | | | | | |
| アンデスメロン | | 2,349.00 | 334,344 | 142 | 300.00 | 39,711 | 132 | | | |
| その他のメロン | | 1,400.00 | 367,794 | 263 | 3,845.00 | 788,972 | 205 | 20,935.00 | 5,628,555 | 269 |
| アールスメロン | | 18,837.40 | 19,901,242 | 1,056 | 20,667.20 | 28,711,003 | 1,389 | 21,582.20 | 31,133,908 | 1,443 |
| 赤肉メロン | | 4,330.20 | 3,101,642 | 716 | 7,544.10 | 6,281,744 | 833 | 2,467.10 | 2,421,358 | 981 |
| もも | | | | | | | | | | |
| ネクタリン | | | | | | | | | | |
| すもも | | | | | | | | | | |
| 桜桃 | | 20.00 | 38,664 | 1,933 | 155.00 | 327,780 | 2,115 | 4.70 | 88,020 | 18,728 |
| 枇杷 | | | | | 42.50 | 318,708 | 7,499 | 690.25 | 2,513,286 | 3,641 |
| イチジク | | | | | | | | | | |
| 栗 | | | | | | | | | | |
| レモン | | 78,805.85 | 29,269,568 | 371 | 105,624.50 | 37,700,178 | 357 | 126,891.00 | 44,385,894 | 350 |
| グレープ | | 88,880.00 | 18,379,317 | 207 | 52,362.00 | 10,305,120 | 197 | 54,702.00 | 10,854,997 | 198 |
| オレンジ | | 74,489.00 | 20,840,686 | 280 | 119,053.00 | 34,498,915 | 290 | 179,243.00 | 50,113,950 | 280 |
| バナナ | | 921,053.00 | 128,713,601 | 140 | 1,053,091.00 | 142,809,520 | 136 | 1,459,453.00 | 204,544,156 | 140 |
| 青バナナ | | 201,516.00 | 29,347,056 | 146 | 170,661.00 | 26,165,288 | 153 | 254,406.00 | 36,424,978 | 143 |
| バナナ計 | | 1,122,569.00 | 158,060,657 | 141 | 1,223,752.00 | 168,974,808 | 138 | 1,713,859.00 | 240,969,134 | 141 |
| パイナップル | | 169,146.90 | 28,458,715 | 168 | 187,782.80 | 30,966,330 | 165 | 218,690.00 | 37,102,157 | 170 |
| キーウイ | | 43,463.10 | 21,195,207 | 488 | 9,448.00 | 4,236,673 | 448 | 2,495.00 | 1,260,258 | 505 |
| 国内キーウイ | | 125,005.26 | 55,046,300 | 440 | 162,379.80 | 79,150,762 | 487 | 165,570.21 | 82,857,167 | 500 |
| ハワイアイ | | 665.00 | 689,471 | 1,037 | 647.00 | 668,194 | 1,033 | 830.00 | 871,235 | 1,050 |
| マンゴ | | 145.00 | 160,250 | 1,105 | 498.20 | 548,101 | 1,100 | 3,384.45 | 10,614,033 | 3,136 |
| その他の輸入果実 | | 102,064.40 | 45,219,481 | 443 | 118,564.10 | 52,917,323 | 446 | 150,868.90 | 70,480,467 | 467 |
| その他の果実 | | 27,128.94 | 9,034,159 | 333 | 17,323.79 | 6,261,712 | 361 | 22,348.97 | 7,577,896 | 339 |
| 果実計 | | 4,506,486.92 | 1,790,520,168 | 397 | 4,713,500.85 | 1,889,227,394 | 401 | 5,251,870.57 | 2,026,212,464 | 386 |

果実品目別月別取扱高表

(中央市場)

| 品目 | 月 | 4月 | | | 5月 | | | 6月 | | |
|---------|---|--------------|---------------|-------|--------------|---------------|-------|--------------|---------------|-------|
| | | 数量(kg) | 金額 | 平均@ | 数量(kg) | 金額 | 平均@ | 数量(kg) | 金額 | 平均@ |
| ハウスミカン | | 901.35 | 1,683,634 | 1,868 | 37,165.20 | 53,805,599 | 1,448 | 102,653.55 | 104,618,219 | 1,019 |
| 極早生温州 | | | | | | | | | | |
| 早生温州 | | | | | | | | | | |
| 普通温州 | | 1,305.00 | 180,068 | 138 | | | | | | |
| 温州計 | | 2,206.35 | 1,863,702 | 845 | 37,165.20 | 53,805,599 | 1,448 | 102,653.55 | 104,618,219 | 1,019 |
| 伊予柑 | | 207.50 | 15,369 | 74 | | | | | | |
| 八朔 | | 62,879.00 | 10,803,378 | 172 | 3,775.00 | 738,526 | 196 | | | |
| 清見 | | 79,707.00 | 18,769,382 | 235 | 14,487.00 | 4,130,254 | 285 | | | |
| 甘夏 | | 154,334.60 | 27,102,138 | 176 | 200,994.90 | 34,935,012 | 174 | 85,860.50 | 15,480,107 | 180 |
| 日向夏 | | 22,688.90 | 4,536,177 | 200 | 15,977.50 | 3,108,883 | 195 | 1,611.00 | 267,775 | 166 |
| ネーブル | | 1,621.00 | 140,874 | 87 | | | | | | |
| ポンカン | | 10.00 | 1,458 | 146 | | | | | | |
| デコポン | | 46,658.50 | 17,674,309 | 379 | 15,511.00 | 6,521,957 | 420 | | | |
| その他柑橘 | | 147,005.50 | 33,317,525 | 227 | 50,994.70 | 12,958,635 | 254 | 36,916.00 | 6,397,875 | 173 |
| 柑橘計 | | 517,318.35 | 114,224,312 | 221 | 338,905.30 | 116,198,866 | 343 | 227,041.05 | 126,763,976 | 558 |
| つがる | | | | | | | | | | |
| サンふじ | | 456,779.00 | 117,583,255 | 257 | 247,431.00 | 68,025,832 | 275 | 80,115.00 | 20,085,706 | 251 |
| ふじ | | 670.00 | 410,076 | 612 | 76,530.00 | 34,057,388 | 445 | 121,605.00 | 53,982,291 | 444 |
| ジョナゴールド | | 84,054.00 | 27,620,486 | 329 | 117,770.00 | 42,665,377 | 362 | 134,765.00 | 49,054,451 | 364 |
| 王林 | | 144,890.00 | 56,748,420 | 392 | 43,830.00 | 18,643,662 | 425 | 79,685.00 | 26,808,351 | 336 |
| むつ | | 3,050.00 | 966,561 | 327 | 405.00 | 367,272 | 907 | 830.00 | 562,986 | 678 |
| その他のリンゴ | | 46,790.00 | 14,080,779 | 301 | 58,705.00 | 17,502,077 | 298 | 58,040.00 | 19,134,656 | 330 |
| リンゴ計 | | 736,233.00 | 217,439,577 | 295 | 544,671.00 | 181,261,608 | 333 | 475,040.00 | 169,628,441 | 357 |
| デラウェア | | 716.68 | 2,855,565 | 3,984 | 30,097.94 | 54,925,776 | 1,825 | 65,857.44 | 85,614,454 | 1,300 |
| ペリー | | | | | 11,189.00 | 26,588,127 | 2,376 | 43,302.60 | 72,275,326 | 1,669 |
| 温室ぶどう | | | | | 48.00 | 233,280 | 4,860 | 92.40 | 376,488 | 4,075 |
| ピオーネ | | | | | 1,820.40 | 4,600,001 | 2,527 | 8,767.00 | 17,364,296 | 1,981 |
| その他のぶどう | | 74,939.80 | 30,604,615 | 408 | 118,669.55 | 41,147,669 | 347 | 66,152.80 | 33,256,893 | 503 |
| ぶどう計 | | 75,656.48 | 33,460,180 | 442 | 161,824.89 | 127,494,853 | 788 | 184,172.24 | 208,887,457 | 1,134 |
| 二十世紀 | | | | | | | | 505.00 | 534,276 | 1,058 |
| 幸豊 | | | | | | | | | | |
| 新豊 | | | | | | | | | | |
| 新晩 | | | | | | | | | | |
| その他西洋梨 | | | | | | | | | | |
| 三吉梨 | | | | | | | | | | |
| 赤梨 | | | | | | | | | | |
| 西梨計 | | | | | | | | 505.00 | 534,276 | 1,058 |
| その他の苺 | | 776,127.20 | 692,731,916 | 893 | 310,210.11 | 241,518,787 | 779 | 29,615.25 | 37,056,710 | 1,251 |
| 西苺 | | | | | | | | | | |
| 伊豆本 | | | | | | | | | | |
| 松本 | | | | | | | | | | |
| 富田 | | 80.00 | 30,240 | 378 | | | | | | |
| その他甘柿 | | | | | | | | | | |
| 甘柿計 | | 80.00 | 30,240 | 378 | | | | | | |
| 渋柿 | | | | | | | | | | |
| 干柿 | | 21.60 | 40,823 | 1,890 | | | | | | |
| 西瓜 | | 165,508.00 | 38,981,837 | 236 | 369,600.00 | 69,925,349 | 189 | 733,197.50 | 128,706,788 | 176 |
| 小玉西瓜 | | 8,172.00 | 4,083,099 | 500 | 62,293.00 | 16,210,827 | 260 | 150,808.00 | 26,730,315 | 177 |
| 西瓜計 | | 173,680.00 | 43,064,936 | 248 | 431,893.00 | 86,136,176 | 199 | 884,005.50 | 155,437,103 | 176 |
| フランスメロン | | 1,780.00 | 638,853 | 359 | 11,896.00 | 3,276,770 | 275 | | | |
| アンデスメロン | | 10,880.00 | 6,494,873 | 597 | 41,645.00 | 16,982,150 | 408 | 17,495.00 | 4,116,496 | 235 |
| その他メロン | | 44,898.00 | 14,693,481 | 327 | 81,699.00 | 27,887,301 | 341 | 138,046.00 | 42,826,789 | 310 |
| アールスメロン | | 26,136.30 | 24,729,713 | 946 | 40,986.84 | 27,803,695 | 678 | 35,764.90 | 23,385,649 | 654 |
| 赤肉メロン | | 9,067.10 | 6,662,173 | 735 | 86,871.80 | 43,606,852 | 502 | 63,777.90 | 27,589,520 | 433 |
| 赤肉メロン | | 97.40 | 280,584 | 2,881 | 12,992.30 | 20,991,982 | 1,616 | 75,955.34 | 78,052,999 | 1,028 |
| ネクター | | | | | | | | 293.00 | 198,289 | 677 |
| すもも | | | | | 11,933.60 | 11,987,846 | 1,005 | 76,134.93 | 56,288,758 | 739 |
| 桜桃 | | 398.90 | 2,876,622 | 7,211 | 6,334.74 | 17,822,748 | 2,813 | 34,153.90 | 72,687,786 | 2,128 |
| 枇杷 | | 5,780.76 | 11,537,889 | 1,996 | 24,338.43 | 23,100,900 | 949 | 14,202.70 | 11,949,144 | 841 |
| イチジク | | | | | 486.46 | 961,417 | 1,976 | 3,649.73 | 6,243,860 | 1,711 |
| 栗 | | | | | | | | | | |
| レモン | | 117,072.00 | 39,986,750 | 342 | 127,148.00 | 43,289,280 | 340 | 104,977.00 | 35,763,672 | 341 |
| グレープ | | 64,289.00 | 13,598,984 | 212 | 50,576.00 | 10,539,404 | 208 | 55,717.00 | 11,010,192 | 198 |
| オレンジ | | 253,348.00 | 66,970,387 | 264 | 261,839.00 | 68,966,700 | 263 | 211,733.00 | 56,611,327 | 267 |
| パナナ | | 1,155,321.00 | 168,949,740 | 146 | 1,484,018.00 | 211,939,922 | 143 | 1,431,161.00 | 205,974,954 | 144 |
| 青バナナ | | 178,365.00 | 25,545,138 | 143 | 159,818.00 | 22,587,693 | 141 | 190,200.00 | 26,502,143 | 139 |
| バナナ計 | | 1,333,686.00 | 194,494,878 | 146 | 1,643,836.00 | 234,527,615 | 143 | 1,621,361.00 | 232,477,097 | 143 |
| バナナ | | 220,281.00 | 40,209,307 | 183 | 243,469.10 | 46,314,952 | 190 | 215,691.20 | 39,957,369 | 185 |
| キーウイ | | 85,095.30 | 52,444,970 | 616 | 264,685.80 | 158,410,517 | 598 | 280,219.40 | 151,704,868 | 541 |
| 国内キーウイ | | 25,287.80 | 12,745,403 | 504 | 945.45 | 424,110 | 449 | 29.40 | 12,701 | 432 |
| ハワイ | | 403.00 | 439,344 | 1,090 | 628.00 | 685,257 | 1,091 | 767.00 | 822,417 | 1,072 |
| マナー | | 9,565.20 | 28,322,393 | 2,961 | 14,044.25 | 32,933,837 | 2,345 | 15,005.60 | 30,774,707 | 2,051 |
| その他輸入果実 | | 139,054.50 | 61,771,196 | 444 | 108,661.00 | 50,222,026 | 462 | 82,106.10 | 48,240,202 | 588 |
| その他の果実 | | 46,412.38 | 14,364,165 | 309 | 37,680.88 | 10,289,926 | 273 | 35,081.42 | 15,384,556 | 439 |
| 果実計 | | 4,672,649.27 | 1,694,253,949 | 363 | 4,860,201.95 | 1,603,635,575 | 330 | 4,882,540.56 | 1,644,406,361 | 337 |

果実品目別月別取扱高表

(中央市場)

| 品目 | 月 | 7月 | | | 8月 | | | 9月 | | |
|---------|---|--------------|---------------|-------|--------------|---------------|-------|--------------|---------------|-------|
| | | 数量(kg) | 金額 | 平均@ | 数量(kg) | 金額 | 平均@ | 数量(kg) | 金額 | 平均@ |
| ハウスミカン | | 177,906.45 | 161,776.203 | 909 | 184,201.30 | 140,343.707 | 762 | 65,812.55 | 39,073.235 | 594 |
| 極早温州 | | | | | | | | 286,284.20 | 65,289.560 | 228 |
| 早生温州 | | | | | | | | 872.00 | 98.765 | 113 |
| 普通温州 | | | | | | | | 291.00 | 16.491 | 57 |
| 温州計 | | 177,906.45 | 161,776.203 | 909 | 184,201.30 | 140,343.707 | 762 | 353,259.75 | 104,478.051 | 296 |
| 伊予柑 | | | | | | | | | | |
| 八朔 | | | | | | | | | | |
| 清見 | | | | | | | | | | |
| 甘夏 | | 7,652.00 | 1,011.858 | 132 | 561.00 | 49,551 | 88 | | | |
| 日向夏 | | | | | | | | | | |
| ネーブル | | | | | | | | | | |
| ポンカ | | | | | | | | | | |
| デコボ | | | | | | | | | | |
| その他柑橘 | | 21,548.00 | 3,736.457 | 173 | 2,095.00 | 585.120 | 279 | 6,787.80 | 800.781 | 118 |
| 柑橘計 | | 207,106.45 | 166,524.518 | 804 | 186,857.30 | 140,978.378 | 754 | 360,047.55 | 105,278.832 | 292 |
| つがる | | | | | 93,075.00 | 40,821,484 | 439 | 681,066.00 | 203,454,112 | 299 |
| サンふじ | | 2,090.00 | 743.970 | 356 | 1,140.00 | 357,372 | 313 | | | |
| ふじ | | 122,135.00 | 57,650.463 | 472 | 46,090.00 | 23,187,713 | 503 | | | |
| ジョナゴールド | | 133,755.00 | 54,580.959 | 408 | 143,080.00 | 58,308,820 | 408 | | | |
| 王林 | | 60,010.00 | 21,448.468 | 357 | 53,700.00 | 19,093,623 | 356 | | | |
| むつ | | 6,710.00 | 3,521.416 | 525 | 9,890.00 | 5,930,927 | 600 | | | |
| その他のリンゴ | | 32,954.00 | 10,860.480 | 330 | 9,595.00 | 3,384,862 | 353 | 144,440.00 | 45,684.680 | 316 |
| リンゴ計 | | 357,654.00 | 148,805.756 | 416 | 263,495.00 | 110,263,317 | 418 | 144,440.00 | 45,684.680 | 316 |
| デラウエア | | 49,324.30 | 46,050.834 | 934 | 8,253.70 | 7,475,765 | 906 | 5,177.50 | 4,989,331 | 964 |
| 巨峰 | | 96,871.70 | 129,197.075 | 1,334 | 208,348.20 | 204,318,587 | 981 | 176,480.10 | 130,600,427 | 740 |
| ベリーA | | 3,997.60 | 3,074.641 | 769 | 32,790.80 | 17,712,131 | 540 | 4,181.00 | 1,647,337 | 394 |
| 温室ぶどう | | 622.40 | 1,656.400 | 2,661 | 4,628.60 | 4,292,962 | 927 | 2,956.50 | 1,776,047 | 601 |
| ピオーネ | | 29,090.80 | 39,207.406 | 1,348 | 51,028.40 | 58,512,698 | 1,147 | 113,938.20 | 103,961,060 | 912 |
| その他のぶどう | | 47,208.50 | 76,626.413 | 1,623 | 118,247.30 | 169,411,211 | 1,433 | 133,964.90 | 173,856,515 | 1,298 |
| ぶどう計 | | 227,115.30 | 295,812.769 | 1,302 | 423,297.00 | 461,723,354 | 1,091 | 436,698.20 | 416,830,717 | 955 |
| 二十世紀 | | | | | 34,016.00 | 15,183,507 | 446 | 55,780.00 | 20,351,222 | 365 |
| 幸豊 | | 186,087.35 | 98,986.262 | 532 | 482,420.65 | 199,817,364 | 414 | 407,275.30 | 141,649,550 | 348 |
| 新豊 | | | | | 453,421.65 | 158,581,294 | 350 | 52,937.50 | 14,843,909 | 280 |
| 新興 | | | | | 572.50 | 177,984 | 311 | 8,450.00 | 2,829,881 | 335 |
| 三吉 | | | | | | | | | | |
| その他赤梨 | | 5,565.00 | 2,030.410 | 365 | 5,948.00 | 2,295,380 | 386 | 103,492.00 | 38,100,220 | 368 |
| 西洋梨計 | | 191,652.35 | 101,016.672 | 527 | 2,174.40 | 1,003,256 | 461 | 11,948.40 | 4,740,810 | 397 |
| その他莓 | | 21,430.00 | 32,545.860 | 1,519 | 24,955.00 | 37,058,785 | 385 | 639,883.20 | 222,515,592 | 348 |
| 西村豆 | | | | | 155.00 | 13,229 | 85 | 113,508.50 | 34,223,868 | 302 |
| 伊豆本 | | | | | | | | 89.00 | 14,051 | 158 |
| 松本 | | | | | | | | 45.00 | 11,955 | 266 |
| 富田 | | | | | | | | | | |
| 有柿 | | | | | 59.00 | 11,114 | 188 | 20,944.20 | 5,693,431 | 272 |
| その他甘柿 | | | | | 214.00 | 24,343 | 114 | 134,586.70 | 39,943,305 | 297 |
| 甘柿計 | | 1,816.00 | 1,772.946 | 976 | 3,586.40 | 2,682,818 | 748 | 65,482.20 | 25,899,715 | 396 |
| 渋柿 | | | | | | | | | | |
| 干柿 | | | | | | | | | | |
| 西瓜 | | 1,583,914.80 | 200,316,875 | 126 | 1,507,288.00 | 193,349,668 | 128 | 216,343.00 | 39,116,387 | 181 |
| 小玉西瓜 | | 111,111.00 | 14,495.747 | 130 | 21,089.00 | 5,357,100 | 254 | 1,111.00 | 245,814 | 221 |
| 西瓜計 | | 1,695,025.80 | 214,812,622 | 127 | 1,528,377.00 | 198,706,768 | 130 | 217,454.00 | 39,362,201 | 181 |
| プリンスメロン | | | | | | | | | | |
| アンデスメロン | | 2,155.00 | 658.846 | 306 | | | | | | |
| その他メロン | | 110,939.00 | 35,854.011 | 323 | 46,732.40 | 17,109,588 | 366 | 1,902.00 | 755,989 | 397 |
| オールスメロン | | 41,743.50 | 25,154.981 | 603 | 66,675.30 | 35,640,849 | 535 | 44,504.20 | 23,651,128 | 531 |
| 赤肉メロン | | 58,620.20 | 25,765.517 | 440 | 40,558.00 | 16,980,320 | 419 | 11,840.00 | 6,446,381 | 544 |
| もも | | 300,702.07 | 235,791.455 | 784 | 456,957.60 | 260,610,455 | 570 | 94,780.80 | 56,610,619 | 597 |
| ネクター | | 8,577.20 | 4,796.995 | 559 | 7,874.40 | 3,305,478 | 420 | 3,760.40 | 1,705,623 | 454 |
| すもも | | 80,694.48 | 53,644.326 | 665 | 22,082.20 | 15,719,871 | 712 | 12,399.70 | 8,492,711 | 685 |
| 桜桃 | | 13,771.80 | 26,466.471 | 1,922 | 48.00 | 219,024 | 4,563 | | | |
| 枇杷 | | | | | | | | | | |
| イチジク | | 4,693.06 | 6,164.391 | 1,314 | 67,381.66 | 45,526,062 | 676 | 59,606.62 | 43,038,273 | 722 |
| 栗 | | | | | 3,897.00 | 2,353,640 | 604 | 59,767.00 | 27,649,185 | 463 |
| レモン | | 127,149.00 | 43,278.721 | 340 | 139,781.00 | 42,577,542 | 305 | 128,236.95 | 35,355,366 | 276 |
| グレープ | | 57,990.00 | 10,421.535 | 180 | 98,330.00 | 16,976,126 | 173 | 69,598.00 | 11,708,998 | 168 |
| オレンジ | | 159,020.00 | 39,420.184 | 248 | 192,337.00 | 43,746,167 | 227 | 150,848.00 | 35,116,390 | 233 |
| バナナ | | 1,354,522.20 | 204,881,712 | 151 | 1,335,718.50 | 203,363,428 | 152 | 1,239,824.00 | 185,055,616 | 149 |
| 青バナナ | | 202,184.00 | 28,980,728 | 143 | 207,742.00 | 29,850,195 | 144 | 166,730.00 | 23,855,365 | 143 |
| バナナ計 | | 1,556,706.20 | 233,862,440 | 150 | 1,543,460.50 | 233,213,623 | 151 | 1,406,554.00 | 208,910,981 | 149 |
| バナナ | | 242,437.40 | 43,709.700 | 180 | 287,672.00 | 51,112,654 | 178 | 233,667.65 | 40,887,697 | 175 |
| キーウイ | | 246,821.00 | 133,904,497 | 543 | 294,769.50 | 159,803,012 | 542 | 228,068.50 | 122,372,964 | 537 |
| 国内キーウイ | | 20.65 | 8,922 | 432 | 143.00 | 10,810 | 76 | 1,110.30 | 631,280 | 569 |
| ハワイ | | 871.00 | 914,866 | 1,050 | 1,120.00 | 1,180,871 | 1,054 | 820.00 | 854,605 | 1,042 |
| マニゴー | | 16,202.14 | 23,803.178 | 1,469 | 6,017.35 | 7,840,164 | 1,303 | 333.00 | 356,401 | 1,070 |
| その他輸入果実 | | 112,310.60 | 47,730.116 | 425 | 122,660.30 | 51,266,291 | 418 | 107,600.70 | 47,461,653 | 441 |
| その他の果実 | | 46,719.41 | 21,719,126 | 465 | 31,836.42 | 12,924,873 | 406 | 31,325.16 | 9,779,476 | 312 |
| 果実計 | | 5,889,943.61 | 1,974,361,421 | 335 | 6,932,763.53 | 2,388,399,987 | 345 | 5,350,435.83 | 1,817,256,363 | 340 |

令和元年 開設区域内外への出荷割合(推計)

