


第2 県税調定収入状況

1 令和元年度県税予算決算対比



2 令和元年度県税収入決算額税目別，局・支庁別構成比

3 令和元年度県税調定収入状況

4 県税の税目別，調定収入状況の累年比較

5 県税の局・支庁別調定額，収入額の累年比較

6 税外収入の調定収入状況

1 令和元年度県税予算決算対比

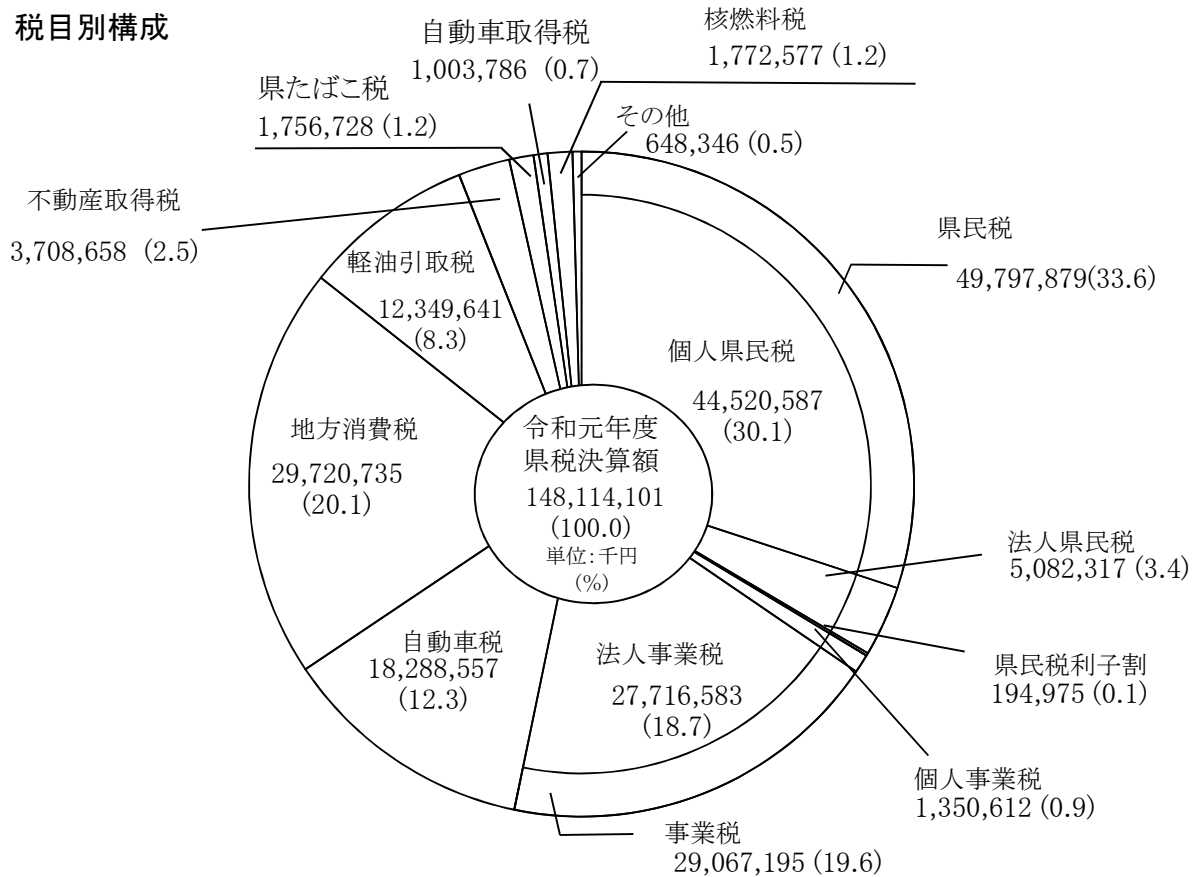
(単位:千円, %)

税 目	区 分	当初予算額	最終予算額	決 算 額			
				収入済額	対予算増減額	対予算割合	構成比
県 民 税		49,754,940	49,584,198	49,797,879	213,681	100.4	33.6
個人		44,127,182	44,438,723	44,520,587	81,864	100.2	30.1
法人		5,214,853	4,930,633	5,082,317	151,684	103.1	3.4
利子割		412,905	214,842	194,975	△ 19,867	90.8	0.1
事 業 税		29,682,468	29,067,662	29,067,195	△ 467	100.0	19.6
個人事業税		1,306,089	1,335,626	1,350,612	14,986	101.1	0.9
法人事業税		28,376,379	27,732,036	27,716,583	△ 15,453	99.9	18.7
地 方 消 費 税		29,672,864	29,204,237	29,720,735	516,498	101.8	20.1
(1)譲渡割		25,649,634	25,436,890	26,043,775	606,885	102.4	17.6
(2)貨物割		4,023,230	3,767,347	3,676,960	△ 90,387	97.6	2.5
不 動 産 取 得 税		3,454,236	3,584,173	3,708,658	124,485	103.5	2.5
県 た ば こ 税		1,799,994	1,744,588	1,756,728	12,140	100.7	1.2
ゴ ル フ 場 利 用 税		375,280	389,765	383,454	△ 6,311	98.4	0.3
自 動 車 取 得 税		869,824	1,003,786	1,003,786	0	100.0	0.7
軽 油 引 取 税		12,445,748	12,391,140	12,349,641	△ 41,499	99.7	8.3
自 動 車 税		18,510,556	18,309,273	18,288,557	△ 20,716	99.9	12.3
(1)環境性能割		553,059	410,393	369,194	△ 41,199	90.0	0.2
(2)種別割		17,957,497	17,898,880	17,919,363	20,483	100.1	12.1
鉦 区 税		8,325	8,683	8,848	165	101.9	0.0
狩 猟 税		24,924	25,006	25,257	251	101.0	0.0
核 燃 料 税		2,167,806	1,772,603	1,772,577	△ 26	100.0	1.2
産 業 廃 棄 物 税		166,426	224,072	230,787	6,715	103.0	0.2
旧 軽 油 引 取 税		0	0	0	0	0.0	0.0
県 税 計		148,933,391	147,309,186	148,114,101	804,916	100.5	100.0

※ 端数処理のため、合計と内訳の計は必ずしも一致しない。

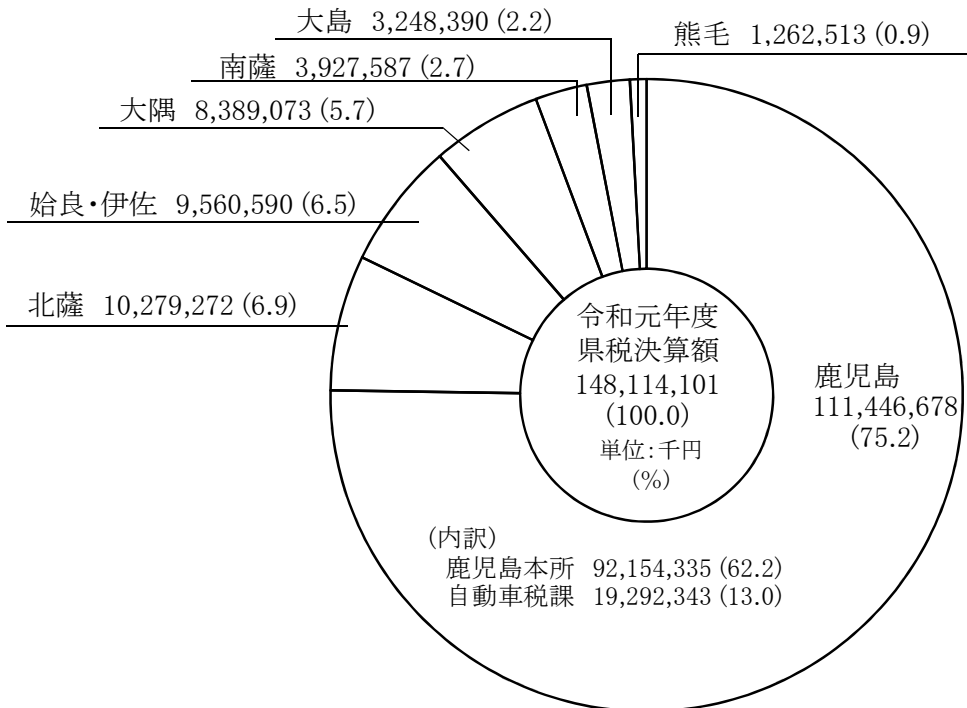
2 令和元年度県税収入決算額税目別, 局・支庁別構成比

(1) 税目別構成



※ 端数処理のため、合計と内訳の計は必ずしも一致しない。

(2) 局・支庁別構成



※ 端数処理のため、合計と内訳の計は必ずしも一致しない。

3 令和元年度県税調定収入状況

(1) 調定収入状況

税目	区分	総現 繰	予 算 額	調 定 額 (ア)	収 入 済 額 (イ)	不 納 欠 損 額 (ウ)	過 誤 納 額 (エ)
県 税		総現 繰	147,309,186,000 146,704,664,000 604,522,000	150,108,055,298 148,109,145,508 1,998,909,790	148,114,101,137 147,487,505,205 626,595,932	217,818,603 9,632,624 208,185,979	12,306,230 11,975,945 330,285
個人県民税		総現 繰	44,438,723,000 44,005,784,000 432,939,000	45,943,832,780 44,466,667,159 1,477,165,621	44,520,587,186 44,051,341,386 469,245,800	113,370,158 5,692,334 107,677,824	12,306,230 11,975,945 330,285
法人県民税		総現 繰	4,930,633,000 4,919,904,000 10,729,000	5,109,775,903 5,074,941,100 34,834,803	5,082,316,976 5,066,448,074 15,868,902	6,952,113 568,290 6,383,823	0 0 0
県民税利子割		総現 繰	214,842,000 214,842,000 0	194,975,246 194,975,246 0	194,975,246 194,975,246 0	0 0 0	0 0 0
個人事業税		総現 繰	1,335,626,000 1,326,549,000 9,077,000	1,378,400,162 1,348,512,700 29,887,462	1,350,612,277 1,341,084,852 9,527,425	4,091,112 0 4,091,112	0 0 0
法人事業税		総現 繰	27,732,036,000 27,670,799,000 61,237,000	27,813,017,193 27,682,467,400 130,549,793	27,716,582,501 27,660,599,447 55,983,054	29,089,521 2,754,200 26,335,321	0 0 0
地方消費税		総現 繰	29,204,237,000 29,204,237,000 0	29,720,735,228 29,720,735,228 0	29,720,735,228 29,720,735,228 0	0 0 0	0 0 0
(1) 譲渡割		総現 繰	25,436,890,000 25,436,890,000 0	26,043,774,805 26,043,774,805 0	26,043,774,805 26,043,774,805 0	0 0 0	0 0 0
(2) 貨物割		総現 繰	3,767,347,000 3,767,347,000 0	3,676,960,423 3,676,960,423 0	3,676,960,423 3,676,960,423 0	0 0 0	0 0 0
不動産取得税		総現 繰	3,584,173,000 3,553,489,000 30,684,000	3,882,643,171 3,736,921,200 145,721,971	3,708,657,634 3,694,849,487 13,808,147	46,907,798 535,300 46,372,498	0 0 0
県たばこ税		総現 繰	1,744,588,000 1,744,588,000 0	1,756,728,433 1,756,728,433 0	1,756,728,105 1,756,728,105 0	0 0 0	0 0 0
ゴルフ場利用税		総現 繰	389,765,000 389,765,000 0	383,835,926 383,453,600 382,326	383,453,600 383,453,600 0	382,326 0 382,326	0 0 0
自動車取得税		総現 繰	1,003,786,000 1,003,786,000 0	1,003,785,900 1,003,785,900 0	1,003,785,900 1,003,785,900 0	0 0 0	0 0 0
軽油引取税		総現 繰	12,391,140,000 12,391,092,000 48,000	12,417,337,053 12,417,222,233 114,820	12,349,640,877 12,349,583,277 57,600	0 0 0	0 0 0
自動車税		総現 繰	18,309,273,000 18,249,478,000 59,795,000	18,462,142,894 18,284,812,900 177,329,994	18,288,557,098 18,226,464,694 62,092,404	15,568,675 0 15,568,675	0 0 0
(1) 環境性能割		総現 繰	410,393,000 410,393,000 0	369,194,400 369,194,400 0	369,194,400 369,194,400 0	0 0 0	0 0 0
(2) 種別割		総現 繰	17,898,880,000 17,839,085,000 59,795,000	18,092,948,494 17,915,618,500 177,329,994	17,919,362,698 17,857,270,294 62,092,404	15,568,675 0 15,568,675	0 0 0
鉦区税		総現 繰	8,683,000 8,670,000 13,000	12,225,000 9,302,000 2,923,000	8,848,100 8,835,500 12,600	1,456,900 82,500 1,374,400	0 0 0
狩猟税		総現 繰	25,006,000 25,006,000 0	25,257,000 25,257,000 0	25,257,000 25,257,000 0	0 0 0	0 0 0
核燃料税		総現 繰	1,772,603,000 1,772,603,000 0	1,772,576,700 1,772,576,700 0	1,772,576,700 1,772,576,700 0	0 0 0	0 0 0
産業廃棄物税		総現 繰	224,072,000 224,072,000 0	230,786,709 230,786,709 0	230,786,709 230,786,709 0	0 0 0	0 0 0
旧軽油引取税		総現 繰	0 0 0	0 0 0	0 0 0	0 0 0	0 0 0

(注) (ア) - (イ) - (ウ) + (エ) = (オ)

(カ) は (オ) の再掲内書数値

(単位:円, %)

収入未済額 (才)	徴収猶予額 (力)	収入歩合		対予算達成率	前年度対比	
		本年度	前年度		調定額	収入済額
1,788,441,788	44,578,172	98.67	98.56	100.55	98.97	99.08
623,983,624	35,422,212	99.58	99.51	100.53	98.99	99.06
1,164,458,164	9,155,960	31.35	29.11	103.65	97.51	105.01
1,322,181,666	0	96.90	96.52	100.18	100.24	100.64
421,609,384	0	99.07	98.94	100.10	100.52	100.65
900,572,282	0	31.77	29.44	108.39	92.50	99.81
20,506,814	52,500	99.46	99.32	103.08	92.39	92.53
7,924,736	52,500	99.83	99.58	102.98	92.12	92.35
12,582,078	0	45.55	30.85	147.91	163.18	240.95
0	0	100.00	100.00	90.75	41.74	41.74
0	0	100.00	100.00	90.75	41.74	41.74
0	0	0.00	0.00	-	-	-
23,696,773	0	97.98	97.67	101.12	99.88	100.21
7,427,848	0	99.45	99.20	101.10	99.94	100.19
16,268,925	0	31.88	30.38	104.96	97.19	101.97
67,345,171	0	99.65	99.51	99.94	97.14	97.28
19,113,753	0	99.92	99.65	99.96	96.86	97.12
48,231,418	0	42.88	20.28	91.42	246.91	522.00
0	0	100.00	100.00	101.77	102.40	102.40
0	0	100.00	100.00	101.77	102.40	102.40
0	0	0.00	0.00	-	-	-
0	0	100.00	100.00	102.39	103.03	103.03
0	0	100.00	100.00	102.39	103.03	103.03
0	0	0.00	0.00	-	-	-
0	0	100.00	100.00	97.60	98.18	98.18
0	0	100.00	100.00	97.60	98.18	98.18
0	0	0.00	0.00	-	-	-
127,077,739	27,706,760	95.52	95.55	103.47	101.28	101.24
41,536,413	18,550,800	98.87	98.29	103.98	101.11	101.71
85,541,326	9,155,960	9.48	22.00	45.00	105.73	45.54
328	0	100.00	100.00	100.70	100.36	100.36
328	0	100.00	100.00	100.70	100.36	100.36
0	0	0.00	0.00	-	-	-
0	0	99.90	99.90	98.38	96.69	96.69
0	0	100.00	100.00	98.38	96.69	96.69
0	0	0.00	0.00	-	100.00	-
0	0	100.00	100.00	100.00	53.25	53.25
0	0	100.00	100.00	100.00	53.25	53.25
0	0	0.00	0.00	-	-	-
67,696,176	16,779,312	99.45	100.00	99.67	99.01	98.47
67,638,956	16,779,312	99.46	100.00	99.67	99.01	98.47
57,220	0	50.17	0.00	120.00	100.00	皆増
158,017,121	39,600	99.06	98.88	99.89	101.76	101.95
58,348,206	39,600	99.68	99.63	99.87	101.95	101.99
99,668,915	0	35.02	33.65	103.84	85.74	89.23
0	0	100.00	0.00	89.96	皆増	皆増
0	0	100.00	0.00	89.96	皆増	皆増
0	0	0.00	0.00	-	-	-
158,017,121	39,600	99.04	98.88	100.11	99.73	99.89
58,348,206	39,600	99.67	99.63	100.10	99.89	99.93
99,668,915	0	35.02	33.65	103.84	85.74	89.23
1,920,000	0	72.38	69.96	101.90	102.16	105.69
384,000	0	94.98	92.85	101.91	103.18	105.54
1,536,000	0	0.43	0.00	96.92	99.06	皆増
0	0	100.00	100.00	101.00	96.93	96.93
0	0	100.00	100.00	101.00	96.93	96.93
0	0	0.00	0.00	-	-	-
0	0	100.00	100.00	100.00	87.70	87.70
0	0	100.00	100.00	100.00	87.70	87.70
0	0	0.00	0.00	-	-	-
0	0	100.00	100.00	103.00	120.08	120.08
0	0	100.00	100.00	103.00	120.08	120.08
0	0	0.00	0.00	-	-	-
0	0	0.00	0.00	-	-	-
0	0	0.00	0.00	-	-	-

(2) 局・支庁別県税調定収入状況

局・支庁	区分	総 現 繰	調 定 額	収 入 済 額	不 納 欠 損 額	過 誤 納 額
県 計	総 現 繰	150,108,055,298 148,109,145,508 1,998,909,790	148,114,101,137 147,487,505,205 626,595,932	217,818,603 9,632,624 208,185,979	12,306,230 11,975,945 330,285	
鹿児島地域振興局	総 現 繰	92,989,841,280 92,149,432,588 840,408,692	92,154,334,565 91,855,330,500 299,004,065	99,927,459 1,410,485 98,516,974	9,438,526 9,140,447 298,079	
鹿児島地域振興局 自 動 車 税 課	総 現 繰	19,465,928,794 19,288,598,800 177,329,994	19,292,342,998 19,230,250,594 62,092,404	15,568,675 0 15,568,675	0 0 0	
南薩地域振興局	総 現 繰	4,048,191,544 3,928,975,692 119,215,852	3,927,587,199 3,900,459,519 27,127,680	7,302,043 174,798 7,127,245	51,572 51,572 0	
北薩地域振興局	総 現 繰	10,517,623,122 10,274,848,877 242,774,245	10,279,271,628 10,226,104,870 53,166,758	26,819,742 82,497 26,737,245	37,655 37,655 0	
始良・伊佐地域振興局	総 現 繰	9,812,563,945 9,550,502,696 262,061,249	9,560,589,723 9,473,322,064 87,267,659	29,727,244 1,202,521 28,524,723	1,947,827 1,928,972 18,855	
大隅地域振興局	総 現 繰	8,615,122,638 8,400,263,901 214,858,737	8,389,072,503 8,331,867,790 57,204,713	23,415,317 3,818,177 19,597,140	548,110 535,995 12,115	
熊 毛 支 庁	総 現 繰	1,314,123,640 1,265,580,931 48,542,709	1,262,512,669 1,252,094,386 10,418,283	4,499,786 79,751 4,420,035	71,306 71,306 0	
大 島 支 庁	総 現 繰	3,344,660,335 3,250,942,023 93,718,312	3,248,389,852 3,218,075,482 30,314,370	10,558,337 2,864,395 7,693,942	211,234 209,998 1,236	

(単位:円, %)

収入未済額	徴収猶予額	収入歩合		前年度対比	
		本年度	前年度	調定額	収入済額
1,788,441,788	44,578,172	98.67	98.56	98.97	99.08
623,983,624	35,422,212	99.58	99.51	98.99	99.06
1,164,458,164	9,155,960	31.35	29.11	97.51	105.01
745,017,782	39,012,012	99.10	99.00	101.31	101.41
301,832,050	30,776,912	99.68	99.61	101.30	101.37
443,185,732	8,235,100	35.58	31.54	102.42	115.52
158,017,121	39,600	99.11	98.99	97.20	97.32
58,348,206	39,600	99.70	99.67	97.32	97.34
99,668,915	0	35.02	33.65	85.74	89.23
113,353,874	70,300	97.02	96.82	95.97	96.17
28,392,947	20,700	99.27	99.25	96.21	96.24
84,960,927	49,600	22.76	23.13	88.64	87.22
211,569,407	1,872,560	97.73	97.84	89.15	89.05
48,699,165	1,155,800	99.53	99.39	88.92	89.04
162,870,242	716,760	21.90	23.82	99.91	91.88
224,194,805	2,280,800	97.43	97.14	98.62	98.92
77,907,083	2,198,900	99.19	99.12	98.68	98.75
146,287,722	81,900	33.30	26.51	96.26	120.90
203,182,928	43,900	97.38	97.42	93.62	93.57
65,113,929	8,300	99.19	99.15	93.55	93.59
138,068,999	35,600	26.62	28.02	96.28	91.48
47,182,491	11,300	96.07	96.20	95.62	95.49
13,478,100	0	98.93	99.04	95.57	95.47
33,704,391	11,300	21.46	21.20	96.87	98.06
85,923,380	1,247,700	97.12	96.93	100.98	101.18
30,212,144	1,222,000	98.99	98.88	101.19	101.30
55,711,236	25,700	32.35	34.04	94.00	89.31

(3) 決算額の対前年度比較

税目	区分	令和元年度			平成30	
		総現線	調定額 A	収入済額 B	収入歩合	調定額 C
県 税	総現線	150,108,055,298	148,114,101,137	98.67	151,669,853,000	149,484,435,675
		148,109,145,508	147,487,505,205	99.58	149,619,810,867	148,887,760,152
		1,998,909,790	626,595,932	31.35	2,050,042,133	596,675,523
個人県民税	総現線	45,943,832,780	44,520,587,186	96.90	45,834,073,660	44,237,059,837
		44,466,667,159	44,051,341,386	99.07	44,237,097,766	43,766,942,804
		1,477,165,621	469,245,800	31.77	1,596,975,894	470,117,033
法人県民税	総現線	5,109,775,903	5,082,316,976	99.46	5,530,460,616	5,492,771,183
		5,074,941,100	5,066,448,074	99.83	5,509,113,000	5,486,185,341
		34,834,803	15,868,902	45.55	21,347,616	6,585,842
県民税利子割	総現線	194,975,246	194,975,246	100.00	467,108,657	467,108,657
		194,975,246	194,975,246	100.00	467,108,657	467,108,657
		0	0		0	0
個人事業税	総現線	1,378,400,162	1,350,612,277	97.98	1,380,053,884	1,347,834,019
		1,348,512,700	1,341,084,852	99.45	1,349,302,200	1,338,490,460
		29,887,462	9,527,425	31.88	30,751,684	9,343,559
法人事業税	総現線	27,813,017,193	27,716,582,501	99.65	28,631,962,825	28,490,925,045
		27,682,467,400	27,660,599,447	99.92	28,579,088,700	28,480,200,395
		130,549,793	55,983,054	42.88	52,874,125	10,724,650
地方消費税	総現線	29,720,735,228	29,720,735,228	100.00	29,024,071,074	29,024,071,074
		29,720,735,228	29,720,735,228	100.00	29,024,071,074	29,024,071,074
		0	0		0	0
(1) 譲渡割	総現線	26,043,774,805	26,043,774,805	100.00	25,279,027,196	25,279,027,196
		26,043,774,805	26,043,774,805	100.00	25,279,027,196	25,279,027,196
		0	0		0	0
(2) 貨物割	総現線	3,676,960,423	3,676,960,423	100.00	3,745,043,878	3,745,043,878
		3,676,960,423	3,676,960,423	100.00	3,745,043,878	3,745,043,878
		0	0		0	0
不動産取得税	総現線	3,882,643,171	3,708,657,634	95.52	3,833,693,227	3,663,083,336
		3,736,921,200	3,694,849,487	98.87	3,695,870,780	3,632,765,220
		145,721,971	13,808,147	9.48	137,822,447	30,318,116
県たばこ税	総現線	1,756,728,433	1,756,728,105	100.00	1,750,500,299	1,750,500,299
		1,756,728,433	1,756,728,105	100.00	1,750,500,299	1,750,500,299
		0	0		0	0
ゴルフ場利用税	総現線	383,835,926	383,453,600	99.90	396,980,646	396,598,320
		383,453,600	383,453,600	100.00	396,598,320	396,598,320
		382,326	0		382,326	0
自動車取得税	総現線	1,003,785,900	1,003,785,900	100.00	1,885,012,700	1,885,012,700
		1,003,785,900	1,003,785,900	100.00	1,885,012,700	1,885,012,700
		0	0		0	0
軽油引取税	総現線	12,417,337,053	12,349,640,877	99.45	12,542,114,529	12,541,999,709
		12,417,222,233	12,349,583,277	99.46	12,541,999,709	12,541,999,709
		114,820	57,600	50.17	114,820	0
自動車税	総現線	18,462,142,894	18,288,557,098	99.06	18,142,356,721	17,939,602,334
		18,284,812,900	18,226,464,694	99.68	17,935,534,300	17,870,016,011
		177,329,994	62,092,404	35.02	206,822,421	69,586,323
(1) 環境性能割	総現線	369,194,400	369,194,400	100.00		
		369,194,400	369,194,400	100.00		
		0	0			
(2) 種別割	総現線	18,092,948,494	17,919,362,698	99.04		
		17,915,618,500	17,857,270,294	99.67		
		177,329,994	62,092,404	35.02		
鉦区税	総現線	12,225,000	8,848,100	72.38	11,966,500	8,371,500
		9,302,000	8,835,500	94.98	9,015,700	8,371,500
		2,923,000	12,600	0.43	2,950,800	0
狩猟税	総現線	25,257,000	25,257,000	100.00	26,057,800	26,057,800
		25,257,000	25,257,000	100.00	26,057,800	26,057,800
		0	0		0	0
核燃料税	総現線	1,772,576,700	1,772,576,700	100.00	2,021,241,500	2,021,241,500
		1,772,576,700	1,772,576,700	100.00	2,021,241,500	2,021,241,500
		0	0		0	0
産業廃棄物税	総現線	230,786,709	230,786,709	100.00	192,198,362	192,198,362
		230,786,709	230,786,709	100.00	192,198,362	192,198,362
		0	0		0	0
旧軽油引取税	総現線	0	0		0	0
		0	0		0	0
		0	0		0	0

(単位:円, %)

年 度	前 年 度 と の 比 較				
	収入歩合	調定額 A-C	A/C	収入済額 B-D	B/D
98.56	△ 1,561,797,702	98.97	△ 1,370,334,538	99.08	0.11
99.51	△ 1,510,665,359	98.99	△ 1,400,254,947	99.06	0.07
29.11	△ 51,132,343	97.51	29,920,409	105.01	2.24
96.52	109,759,120	100.24	283,527,349	100.64	0.38
98.94	229,569,393	100.52	284,398,582	100.65	0.13
29.44	△ 119,810,273	92.50	△ 871,233	99.81	2.33
99.32	△ 420,684,713	92.39	△ 410,454,207	92.53	0.14
99.58	△ 434,171,900	92.12	△ 419,737,267	92.35	0.25
30.85	13,487,187	163.18	9,283,060	240.95	14.70
100.00	△ 272,133,411	41.74	△ 272,133,411	41.74	0.00
100.00	△ 272,133,411	41.74	△ 272,133,411	41.74	0.00
	0	-	0	-	-
97.67	△ 1,653,722	99.88	2,778,258	100.21	0.31
99.20	△ 789,500	99.94	2,594,392	100.19	0.25
30.38	△ 864,222	97.19	183,866	101.97	1.50
99.51	△ 818,945,632	97.14	△ 774,342,544	97.28	0.14
99.65	△ 896,621,300	96.86	△ 819,600,948	97.12	0.27
20.28	77,675,668	246.91	45,258,404	522.00	22.60
100.00	696,664,154	102.40	696,664,154	102.40	0.00
100.00	696,664,154	102.40	696,664,154	102.40	0.00
	0	-	0	-	-
100.00	764,747,609	103.03	764,747,609	103.03	0.00
100.00	764,747,609	103.03	764,747,609	103.03	0.00
	0	-	0	-	-
100.00	△ 68,083,455	98.18	△ 68,083,455	98.18	0.00
100.00	△ 68,083,455	98.18	△ 68,083,455	98.18	0.00
	0	-	0	-	-
95.55	48,949,944	101.28	45,574,298	101.24	△ 0.03
98.29	41,050,420	101.11	62,084,267	101.71	0.58
22.00	7,899,524	105.73	△ 16,509,969	45.54	△ 12.52
100.00	6,228,134	100.36	6,227,806	100.36	0.00
100.00	6,228,134	100.36	6,227,806	100.36	0.00
	0	-	0	-	-
99.90	△ 13,144,720	96.69	△ 13,144,720	96.69	0.00
100.00	△ 13,144,720	96.69	△ 13,144,720	96.69	0.00
	0	-	0	-	-
100.00	△ 881,226,800	53.25	△ 881,226,800	53.25	0.00
100.00	△ 881,226,800	53.25	△ 881,226,800	53.25	0.00
	0	-	0	-	-
100.00	△ 124,777,476	99.01	△ 192,358,832	98.47	△ 0.55
100.00	△ 124,777,476	99.01	△ 192,416,432	98.47	△ 0.55
	0	100.00	57,600	-	-
98.88	319,786,173	101.76	348,954,764	101.95	0.18
99.63	349,278,600	101.95	356,448,683	101.99	0.05
33.65	△ 29,492,427	85.74	△ 7,493,919	89.23	1.37
69.96	258,500	102.16	476,600	105.69	2.42
92.85	286,300	103.18	464,000	105.54	2.13
	△ 27,800	99.06	12,600	皆増	0.43
100.00	△ 800,800	96.93	△ 800,800	96.93	0.00
100.00	△ 800,800	96.93	△ 800,800	96.93	0.00
	0	-	0	-	-
100.00	△ 248,664,800	87.90	△ 248,664,800	87.70	0.00
100.00	△ 248,664,800	87.70	△ 248,664,800	87.70	0.00
	0	-	0	-	-
100.00	38,588,347	120.08	38,588,347	120.08	0.00
100.00	38,588,347	120.08	38,588,347	120.08	0.00
	0	-	0	-	-
	0	-	0	-	-
	0	-	0	-	-

(4) 局・支庁別・税目別調定収入状況

局・支庁		鹿 児 島 地 域 振 興 局				
税 目	区 分	調 定 額	収 入 済 額	不 納 欠 損 額	収 入 未 済 額	収 入
						本 年 度
県 税	総現線	92,989,841,280	92,154,334,565	99,927,459	745,017,782	99.10
		92,149,432,588	91,855,330,500	1,410,485	301,832,050	99.68
		840,408,692	299,004,065	98,516,974	443,185,732	35.58
個 人 県 民 税	総現線	23,092,627,484	22,470,770,213	52,868,220	578,427,577	97.31
		22,429,780,460	22,240,224,960	588,808	198,107,139	99.15
		662,847,024	230,545,253	52,279,412	380,320,438	34.78
法 人 県 民 税	総現線	3,490,670,223	3,475,212,853	4,490,792	10,966,578	99.56
		3,467,692,100	3,464,331,313	95,177	3,265,610	99.90
		22,978,123	10,881,540	4,395,615	7,700,968	47.36
県 民 税 利 子 割	総現線	166,019,279	166,019,279	0	0	100.00
		166,019,279	166,019,279	0	0	100.00
		0	0	0	0	
個 人 事 業 税	総現線	786,759,090	772,877,563	1,178,612	12,702,915	98.24
		769,902,300	767,892,407	0	2,009,893	99.74
		16,856,790	4,985,156	1,178,612	10,693,022	29.57
法 人 事 業 税	総現線	19,269,858,934	19,213,915,970	21,343,095	34,599,869	99.71
		19,176,692,400	19,167,678,005	191,200	8,823,195	99.95
		93,166,534	46,237,965	21,151,895	25,776,674	49.63
地 方 消 費 税	総現線	29,720,735,228	29,720,735,228	0	0	100.00
		29,720,735,228	29,720,735,228	0	0	100.00
		0	0	0	0	
(1) 譲 渡 割	総現線	26,043,774,805	26,043,774,805	0	0	100.00
		26,043,774,805	26,043,774,805	0	0	100.00
		0	0	0	0	
(2) 貨 物 割	総現線	3,676,960,423	3,676,960,423	0	0	100.00
		3,676,960,423	3,676,960,423	0	0	100.00
		0	0	0	0	
不 動 産 取 得 税	総現線	1,978,851,775	1,918,562,694	19,664,414	40,624,667	96.95
		1,934,788,700	1,912,266,143	535,300	21,987,257	98.84
		44,063,075	6,296,551	19,129,114	18,637,410	14.29
県 た ば こ 税	総現線	1,756,592,383	1,756,592,383	0	0	100.00
		1,756,592,383	1,756,592,383	0	0	100.00
		0	0	0	0	
ゴ ル フ 場 利 用 税	総現線	132,909,926	132,527,600	382,326	0	99.71
		132,527,600	132,527,600	0	0	100.00
		382,326	0	382,326	0	
自 動 車 取 得 税	総現線	0	0	0	0	
		0	0	0	0	
		0	0	0	0	
軽 油 引 取 税	総現線	12,416,701,216	12,349,005,040	0	67,696,176	99.45
		12,416,586,396	12,348,947,440	0	67,638,956	99.46
		114,820	57,600	0	57,220	50.17
自 動 車 税	総現線	0	0	0	0	
		0	0	0	0	
		0	0	0	0	
(1) 環 境 性 能 割	総現線	0	0	0	0	
		0	0	0	0	
		0	0	0	0	
(2) 種 別 割	総現線	0	0	0	0	
		0	0	0	0	
		0	0	0	0	
鉦 区 税	総現線	2,283,600	2,283,600	0	0	100.00
		2,283,600	2,283,600	0	0	100.00
		0	0	0	0	
狩 猟 税	総現線	5,470,700	5,470,700	0	0	100.00
		5,470,700	5,470,700	0	0	100.00
		0	0	0	0	
核 燃 料 税	総現線	0	0	0	0	
		0	0	0	0	
		0	0	0	0	
産 業 廃 棄 物 税	総現線	170,361,442	170,361,442	0	0	100.00
		170,361,442	170,361,442	0	0	100.00
		0	0	0	0	
旧 軽 油 引 取 税	総現線	0	0	0	0	
		0	0	0	0	
		0	0	0	0	

(単位:円, %)

鹿 児 島 地 域 振 興 局 自 動 車 税 課						
歩 合 前年度	調 定 額	収 入 済 額	不 納 欠 損 額	収 入 未 済 額	収 入 歩 合	
					本 年 度	前 年 度
99.00	19,465,928,794	19,292,342,998	15,568,675	158,017,121	99.11	98.99
99.61	19,288,598,800	19,230,250,594	0	58,348,206	99.70	99.67
31.54	177,329,994	62,092,404	15,568,675	99,668,915	35.02	33.65
96.89	0	0	0	0		
99.01	0	0	0	0		
32.37	0	0	0	0		
99.31	0	0	0	0		
99.50	0	0	0	0		
26.87	0	0	0	0		
100.00	0	0	0	0		
100.00	0	0	0	0		
	0	0	0	0		
97.71	0	0	0	0		
99.17	0	0	0	0		
29.49	0	0	0	0		
99.48	0	0	0	0		
99.58	0	0	0	0		
13.85	0	0	0	0		
100.00	0	0	0	0		
100.00	0	0	0	0		
	0	0	0	0		
100.00	0	0	0	0		
100.00	0	0	0	0		
	0	0	0	0		
96.90	0	0	0	0		
98.32	0	0	0	0		
28.24	0	0	0	0		
100.00	0	0	0	0		
100.00	0	0	0	0		
	0	0	0	0		
99.72	0	0	0	0		
100.00	0	0	0	0		
	0	0	0	0		
	1,003,785,900	1,003,785,900	0	0	100.00	100.00
	1,003,785,900	1,003,785,900	0	0	100.00	100.00
	0	0	0	0		
100.00	0	0	0	0		
100.00	0	0	0	0		
	0	0	0	0		
	18,462,142,894	18,288,557,098	15,568,675	158,017,121	99.06	98.88
	18,284,812,900	18,226,464,694	0	58,348,206	99.68	99.63
	177,329,994	62,092,404	15,568,675	99,668,915	35.02	33.65
	369,194,400	369,194,400	0	0	100.00	
	369,194,400	369,194,400	0	0	100.00	
	0	0	0	0		
	18,092,948,494	17,919,362,698	15,568,675	158,017,121	99.04	98.88
	17,915,618,500	17,857,270,294	0	58,348,206	99.67	99.63
	177,329,994	62,092,404	15,568,675	99,668,915	35.02	33.65
100.00	0	0	0	0		
100.00	0	0	0	0		
	0	0	0	0		
100.00	0	0	0	0		
100.00	0	0	0	0		
	0	0	0	0		
	0	0	0	0		
	0	0	0	0		
100.00	0	0	0	0		
100.00	0	0	0	0		
	0	0	0	0		
	0	0	0	0		
	0	0	0	0		

局・支庁		南 薩 地 域 振 興 局				
税 目	区分	調 定 額	収 入 済 額	不 納 欠 損 額	収 入 未 済 額	収 入
						本 年 度
県 税	総現線	4,048,191,544	3,927,587,199	7,302,043	113,353,874	97.02
		3,928,975,692	3,900,459,519	174,798	28,392,947	99.27
		119,215,852	27,127,680	7,127,245	84,960,927	22.76
個 人 県 民 税	総現線	2,898,803,870	2,791,718,854	6,641,543	100,495,045	96.31
		2,792,670,421	2,765,310,872	174,798	27,236,323	99.02
		106,133,449	26,407,982	6,466,745	73,258,722	24.88
法 人 県 民 税	総現線	163,864,953	163,009,076	21,000	834,877	99.48
		163,319,400	162,830,376	0	489,024	99.70
		545,553	178,700	21,000	345,853	32.76
県 民 税 利 子 割	総現線	5,135,217	5,135,217	0	0	100.00
		5,135,217	5,135,217	0	0	100.00
		0	0	0	0	
個 人 事 業 税	総現線	81,813,150	81,241,658	0	571,492	99.30
		81,386,200	81,040,400	0	345,800	99.58
		426,950	201,258	0	225,692	47.14
法 人 事 業 税	総現線	683,323,899	682,981,372	0	342,527	99.95
		683,080,300	682,934,800	0	145,500	99.98
		243,599	46,572	0	197,027	19.12
地 方 消 費 税	総現線	0	0	0	0	
		0	0	0	0	
		0	0	0	0	
(1) 譲 渡 割	総現線	0	0	0	0	
		0	0	0	0	
		0	0	0	0	
(2) 貨 物 割	総現線	0	0	0	0	
		0	0	0	0	
		0	0	0	0	
不 動 産 取 得 税	総現線	181,685,801	169,936,368	639,500	11,109,933	93.53
		169,832,100	169,655,800	0	176,300	99.90
		11,853,701	280,568	639,500	10,933,633	2.37
県 た ば こ 税	総現線	26,302	26,302	0	0	100.00
		26,302	26,302	0	0	100.00
		0	0	0	0	
ゴ ル フ 場 利 用 税	総現線	27,271,200	27,271,200	0	0	100.00
		27,271,200	27,271,200	0	0	100.00
		0	0	0	0	
自 動 車 取 得 税	総現線	0	0	0	0	
		0	0	0	0	
		0	0	0	0	
軽 油 引 取 税	総現線	299,442	299,442	0	0	100.00
		299,442	299,442	0	0	100.00
		0	0	0	0	
自 動 車 税	総現線	0	0	0	0	
		0	0	0	0	
		0	0	0	0	
(1) 環 境 性 能 割	総現線	0	0	0	0	
		0	0	0	0	
		0	0	0	0	
(2) 種 別 割	総現線	0	0	0	0	
		0	0	0	0	
		0	0	0	0	
鉦 区 税	総現線	782,800	782,800	0	0	100.00
		770,200	770,200	0	0	100.00
		12,600	12,600	0	0	100.00
狩 猟 税	総現線	1,676,100	1,676,100	0	0	100.00
		1,676,100	1,676,100	0	0	100.00
		0	0	0	0	
核 燃 料 税	総現線	0	0	0	0	
		0	0	0	0	
		0	0	0	0	
産 業 廃 棄 物 税	総現線	3,508,810	3,508,810	0	0	100.00
		3,508,810	3,508,810	0	0	100.00
		0	0	0	0	
旧 軽 油 引 取 税	総現線	0	0	0	0	
		0	0	0	0	
		0	0	0	0	

(単位:円,%)

北 薩 地 域 振 興 局						
歩 合 前年度	調 定 額	収 入 済 額	不 納 欠 損 額	収 入 未 済 額	収 入 歩 合	
					本年度	前年度
96.82	10,517,623,122	10,279,271,628	26,819,742	211,569,407	97.73	97.84
99.25	10,274,848,877	10,226,104,870	82,497	48,699,165	99.53	99.39
23.13	242,774,245	53,166,758	26,737,245	162,870,242	21.90	23.82
96.00	4,965,522,516	4,749,324,333	11,957,653	204,278,185	95.65	95.26
98.98	4,743,086,318	4,698,627,332	82,497	44,414,144	99.06	98.91
25.02	222,436,198	50,697,001	11,875,156	159,864,041	22.79	22.30
99.59	373,364,711	372,517,647	86,818	760,246	99.77	99.83
99.86	372,490,800	372,049,792	0	441,008	99.88	99.93
35.56	873,911	467,855	86,818	319,238	53.54	42.17
100.00	4,909,406	4,909,406	0	0	100.00	100.00
100.00	4,909,406	4,909,406	0	0	100.00	100.00
	0	0	0	0		
99.49	129,482,021	127,805,722	202,300	1,473,999	98.71	98.38
99.85	127,742,000	126,671,590	0	1,070,410	99.16	99.24
47.09	1,740,021	1,134,132	202,300	403,589	65.18	48.90
99.96	2,732,265,870	2,731,895,314	7,200	363,356	99.99	99.99
99.97	2,732,057,900	2,731,871,200	0	186,700	99.99	99.99
32.85	207,970	24,114	7,200	176,656	11.59	99.56
	0	0	0	0		
	0	0	0	0		
	0	0	0	0		
	0	0	0	0		
	0	0	0	0		
	0	0	0	0		
92.16	434,582,345	415,322,953	14,565,771	4,693,621	95.57	94.47
99.40	417,066,200	414,479,297	0	2,586,903	99.38	94.71
5.14	17,516,145	843,656	14,565,771	2,106,718	4.82	69.95
100.00	29,449	29,449	0	0	100.00	100.00
100.00	29,449	29,449	0	0	100.00	100.00
	0	0	0	0		
100.00	68,001,120	68,001,120	0	0	100.00	100.00
100.00	68,001,120	68,001,120	0	0	100.00	100.00
	0	0	0	0		
	0	0	0	0		
	0	0	0	0		
100.00	0	0	0	0		
100.00	0	0	0	0		
	0	0	0	0		
	0	0	0	0		
	0	0	0	0		
	0	0	0	0		
	0	0	0	0		
	0	0	0	0		
98.40	454,800	454,800	0	0	100.00	100.00
98.40	454,800	454,800	0	0	100.00	100.00
	0	0	0	0		
100.00	4,530,900	4,530,900	0	0	100.00	100.00
100.00	4,530,900	4,530,900	0	0	100.00	100.00
	0	0	0	0		
	1,772,576,700	1,772,576,700	0	0	100.00	100.00
	1,772,576,700	1,772,576,700	0	0	100.00	100.00
	0	0	0	0		
100.00	31,903,284	31,903,284	0	0	100.00	100.00
100.00	31,903,284	31,903,284	0	0	100.00	100.00
	0	0	0	0		
	0	0	0	0		
	0	0	0	0		

局・支庁		始良・伊佐地域振興局				
税目	区分	調定額	収入済額	不納欠損額	収入未済額	収入
						本年度
県 税	総現線	9,812,563,945	9,560,589,723	29,727,244	224,194,805	97.43
		9,550,502,696	9,473,322,064	1,202,521	77,907,083	99.19
		262,061,249	87,267,659	28,524,723	146,287,722	33.30
個人県民税	総現線	6,287,691,887	6,126,327,254	14,041,024	149,271,436	97.43
		6,109,174,181	6,051,620,461	1,094,808	58,387,884	99.06
		178,517,706	74,706,793	12,946,216	90,883,552	41.85
法人県民税	総現線	429,367,522	423,715,800	741,964	4,909,758	98.68
		424,272,600	422,046,825	25,213	2,200,562	99.48
		5,094,922	1,668,975	716,751	2,709,196	32.76
県民税利子割	総現線	6,521,196	6,521,196	0	0	100.00
		6,521,196	6,521,196	0	0	100.00
		0	0	0	0	
個人事業税	総現線	134,246,753	131,583,882	0	2,662,871	98.02
		131,164,500	129,946,800	0	1,217,700	99.07
		3,082,253	1,637,082	0	1,445,171	53.11
法人事業税	総現線	2,133,382,752	2,110,935,098	3,603,177	18,844,477	98.95
		2,113,797,000	2,105,550,616	0	8,246,384	99.61
		19,585,752	5,384,482	3,603,177	10,598,093	27.49
地方消費税	総現線	0	0	0	0	
		0	0	0	0	
		0	0	0	0	
(1) 譲渡割	総現線	0	0	0	0	
		0	0	0	0	
		0	0	0	0	
(2) 貨物割	総現線	0	0	0	0	
		0	0	0	0	
		0	0	0	0	
不動産取得税	総現線	689,275,616	630,501,174	10,268,179	48,506,263	91.47
		634,485,400	626,630,847	0	7,854,553	98.76
		54,790,216	3,870,327	10,268,179	40,651,710	7.06
県たばこ税	総現線	27,690	27,690	0	0	100.00
		27,690	27,690	0	0	100.00
		0	0	0	0	
ゴルフ場利用税	総現線	114,804,960	114,804,960	0	0	100.00
		114,804,960	114,804,960	0	0	100.00
		0	0	0	0	
自動車取得税	総現線	0	0	0	0	
		0	0	0	0	
		0	0	0	0	
軽油引取税	総現線	278,488	278,488	0	0	100.00
		278,488	278,488	0	0	100.00
		0	0	0	0	
自動車税	総現線	0	0	0	0	
		0	0	0	0	
		0	0	0	0	
(1) 環境性能割	総現線	0	0	0	0	
		0	0	0	0	
		0	0	0	0	
(2) 種別割	総現線	0	0	0	0	
		0	0	0	0	
		0	0	0	0	
鉾区税	総現線	3,528,600	2,455,700	1,072,900	0	69.59
		2,538,200	2,455,700	82,500	0	96.75
		990,400	0	990,400	0	
狩猟税	総現線	4,773,500	4,773,500	0	0	100.00
		4,773,500	4,773,500	0	0	100.00
		0	0	0	0	
核燃料税	総現線	0	0	0	0	
		0	0	0	0	
		0	0	0	0	
産業廃棄物税	総現線	8,664,981	8,664,981	0	0	100.00
		8,664,981	8,664,981	0	0	100.00
		0	0	0	0	
旧軽油引取税	総現線	0	0	0	0	
		0	0	0	0	
		0	0	0	0	

(単位:円, %)

大 隅 地 域 振 興 局						
歩 合 前年度	調 定 額	収 入 済 額	不 納 欠 損 額	収 入 未 済 額	収 入 歩 合	
					本 年 度	前 年 度
97.14 99.12 26.51	8,615,122,638 8,400,263,901 214,858,737	8,389,072,503 8,331,867,790 57,204,713	23,415,317 3,818,177 19,597,140	203,182,928 65,113,929 138,068,999	97.38 99.19 26.62	97.42 99.15 28.02
96.84 98.96 31.37	5,445,631,136 5,264,004,423 181,626,713	5,257,946,541 5,209,837,746 48,108,795	16,926,484 807,277 16,119,207	171,306,221 53,895,395 117,410,826	96.55 98.97 26.49	96.41 98.86 26.81
98.84 99.59 26.94	416,972,818 413,519,400 3,453,418	414,024,026 411,942,868 2,081,158	510,895 447,900 62,995	2,437,897 1,128,632 1,309,265	99.29 99.62 60.26	99.18 99.57 33.76
100.00 100.00	7,972,855 7,972,855 0	7,972,855 7,972,855 0	0 0 0	0 0 0	100.00 100.00	100.00 100.00
97.75 98.86 43.46	171,970,448 164,663,100 7,307,348	164,119,197 162,926,700 1,192,497	2,710,200 0 2,710,200	5,141,051 1,736,400 3,404,651	95.43 98.95 16.32	95.31 98.94 17.36
99.06 99.66 18.06	2,114,158,862 2,104,404,000 9,754,862	2,104,165,440 2,100,186,426 3,979,014	2,563,000 2,563,000 0	7,430,422 1,654,574 5,775,848	99.53 99.80 40.79	99.40 99.55 15.71
	0 0 0	0 0 0	0 0 0	0 0 0		
	0 0 0	0 0 0	0 0 0	0 0 0		
	0 0 0	0 0 0	0 0 0	0 0 0		
91.79 98.38 10.21	423,439,596 410,723,200 12,716,396	405,867,849 404,024,600 1,843,249	704,738 0 704,738	16,867,009 6,698,600 10,168,409	95.85 98.37 14.50	96.80 99.75 42.42
100.00 100.00	21,744 21,744 0	21,416 21,416 0	0 0 0	328 328 0	98.49 98.49	100.00 100.00
100.00 100.00	24,681,120 24,681,120 0	24,681,120 24,681,120 0	0 0 0	0 0 0	100.00 100.00	100.00 100.00
	0 0 0	0 0 0	0 0 0	0 0 0		
100.00 100.00	49,196 49,196 0	49,196 49,196 0	0 0 0	0 0 0	100.00 100.00	100.00 100.00
	0 0 0	0 0 0	0 0 0	0 0 0		
	0 0 0	0 0 0	0 0 0	0 0 0		
	0 0 0	0 0 0	0 0 0	0 0 0		
66.61 88.86	0 0 0	0 0 0	0 0 0	0 0 0		
100.00 100.00	5,529,100 5,529,100 0	5,529,100 5,529,100 0	0 0 0	0 0 0	100.00 100.00	100.00 100.00
	0 0 0	0 0 0	0 0 0	0 0 0		
100.00 100.00	4,695,763 4,695,763 0	4,695,763 4,695,763 0	0 0 0	0 0 0	100.00 100.00	100.00 100.00
	0 0 0	0 0 0	0 0 0	0 0 0		

局・支庁		熊毛支庁				
税目	区分	調定額	収入済額	不納欠損額	収入未済額	収入
						本年度
県 税	総現線	1,314,123,640	1,262,512,669	4,499,786	47,182,491	96.07
		1,265,580,931	1,252,094,386	79,751	13,478,100	98.93
		48,542,709	10,418,283	4,420,035	33,704,391	21.46
個人県民税	総現線	933,725,937	892,565,270	2,869,544	38,362,429	95.59
		894,859,080	882,699,780	79,751	12,150,855	98.64
		38,866,857	9,865,490	2,789,793	26,211,574	25.38
法人県民税	総現線	54,345,735	53,642,938	578,200	124,597	98.71
		53,555,100	53,455,100	0	100,000	99.81
		790,635	187,838	578,200	24,597	23.76
県民税利子割	総現線	340,962	340,962	0	0	100.00
		340,962	340,962	0	0	100.00
		0	0	0	0	
個人事業税	総現線	24,732,000	24,091,655	0	640,345	97.41
		24,635,200	24,091,655	0	543,545	97.79
		96,800	0	0	96,800	
法人事業税	総現線	241,463,387	235,419,918	278,949	5,764,520	97.50
		235,208,400	235,151,000	0	57,400	99.98
		6,254,987	268,918	278,949	5,707,120	4.30
地方消費税	総現線	0	0	0	0	
		0	0	0	0	
		0	0	0	0	
(1) 譲渡割	総現線	0	0	0	0	
		0	0	0	0	
		0	0	0	0	
(2) 貨物割	総現線	0	0	0	0	
		0	0	0	0	
		0	0	0	0	
不動産取得税	総現線	45,060,230	44,300,537	389,093	370,600	98.31
		44,446,800	44,204,500	0	242,300	99.45
		613,430	96,037	389,093	128,300	15.66
県たばこ税	総現線	4,630	4,630	0	0	100.00
		4,630	4,630	0	0	100.00
		0	0	0	0	
ゴルフ場利用税	総現線	4,803,840	4,803,840	0	0	100.00
		4,803,840	4,803,840	0	0	100.00
		0	0	0	0	
自動車取得税	総現線	0	0	0	0	
		0	0	0	0	
		0	0	0	0	
軽油引取税	総現線	0	0	0	0	
		0	0	0	0	
		0	0	0	0	
自動車税	総現線	0	0	0	0	
		0	0	0	0	
		0	0	0	0	
(1) 環境性能割	総現線	0	0	0	0	
		0	0	0	0	
		0	0	0	0	
(2) 種別割	総現線	0	0	0	0	
		0	0	0	0	
		0	0	0	0	
鉦区税	総現線	2,434,400	130,400	384,000	1,920,000	5.36
		514,400	130,400	0	384,000	25.35
		1,920,000	0	384,000	1,536,000	
狩猟税	総現線	1,105,000	1,105,000	0	0	100.00
		1,105,000	1,105,000	0	0	100.00
		0	0	0	0	
核燃料税	総現線	0	0	0	0	
		0	0	0	0	
		0	0	0	0	
産業廃棄物税	総現線	6,107,519	6,107,519	0	0	100.00
		6,107,519	6,107,519	0	0	100.00
		0	0	0	0	
旧軽油引取税	総現線	0	0	0	0	
		0	0	0	0	
		0	0	0	0	

(単位:円,%)

大 島 支 庁						
歩 合 前年度	調 定 額	収 入 済 額	不 納 欠 損 額	収 入 未 済 額	収 入 歩 合	
					本 年 度	前 年 度
96.20	3,344,660,335	3,248,389,852	10,558,337	85,923,380	97.12	96.93
99.04	3,250,942,023	3,218,075,482	2,864,395	30,212,144	98.99	98.88
21.20	93,718,312	30,314,370	7,693,942	55,711,236	32.35	34.04
95.56	2,319,829,950	2,231,934,721	8,065,690	80,040,773	96.21	95.93
98.67	2,233,092,276	2,203,020,235	2,864,395	27,417,644	98.65	98.49
25.64	86,737,674	28,914,486	5,201,295	52,623,129	33.34	32.84
98.68	181,189,941	180,194,636	522,444	472,861	99.45	99.27
99.83	180,091,700	179,791,800	0	299,900	99.83	99.64
4.82	1,098,241	402,836	522,444	172,961	36.68	62.19
100.00	4,076,331	4,076,331	0	0	100.00	100.00
100.00	4,076,331	4,076,331	0	0	100.00	100.00
	0	0	0	0		
99.61	49,396,700	48,892,600	0	504,100	98.98	98.93
100.00	49,019,400	48,515,300	0	504,100	98.97	99.80
	377,300	377,300	0	0	100.00	59.60
97.90	638,563,489	637,269,389	1,294,100	0	99.80	99.79
99.92	637,227,400	637,227,400	0	0	100.00	99.79
2.50	1,336,089	41,989	1,294,100	0	3.14	98.79
	0	0	0	0		
	0	0	0	0		
	0	0	0	0		
	0	0	0	0		
98.33	129,747,808	124,166,059	676,103	4,905,646	95.70	96.92
99.96	125,578,800	123,588,300	0	1,990,500	98.41	99.79
18.96	4,169,008	577,759	676,103	2,915,146	13.86	10.24
100.00	26,235	26,235	0	0	100.00	100.00
100.00	26,235	26,235	0	0	100.00	100.00
	0	0	0	0		
100.00	11,363,760	11,363,760	0	0	100.00	100.00
100.00	11,363,760	11,363,760	0	0	100.00	100.00
	0	0	0	0		
	0	0	0	0		
	0	0	0	0		
100.00	8,711	8,711	0	0	100.00	100.00
100.00	8,711	8,711	0	0	100.00	100.00
	0	0	0	0		
	0	0	0	0		
	0	0	0	0		
	0	0	0	0		
	0	0	0	0		
4.79	2,740,800	2,740,800	0	0	100.00	100.00
25.35	2,740,800	2,740,800	0	0	100.00	100.00
	0	0	0	0		
100.00	2,171,700	2,171,700	0	0	100.00	100.00
100.00	2,171,700	2,171,700	0	0	100.00	100.00
	0	0	0	0		
	0	0	0	0		
	0	0	0	0		
100.00	5,544,910	5,544,910	0	0	100.00	100.00
100.00	5,544,910	5,544,910	0	0	100.00	100.00
	0	0	0	0		
	0	0	0	0		
	0	0	0	0		

(単位:円, %)

局・支庁		合 計				収 入
税 目	区分	調 定 額	収 入 済 額	不 納 欠 損 額	収 入 未 済 額	本 年 度
県 税	総現線	150,108,055,298	148,114,101,137	217,818,603	1,788,441,788	98.67
		148,109,145,508	147,487,505,205	9,632,624	623,983,624	99.58
		1,998,909,790	626,595,932	208,185,979	1,164,458,164	31.35
個 人 県 民 税	総現線	45,943,832,780	44,520,587,186	113,370,158	1,322,181,666	96.90
		44,466,667,159	44,051,341,386	5,692,334	421,609,384	99.07
		1,477,165,621	469,245,800	107,677,824	900,572,282	31.77
法 人 県 民 税	総現線	5,109,775,903	5,082,316,976	6,952,113	20,506,814	99.46
		5,074,941,100	5,066,448,074	568,290	7,924,736	99.83
		34,834,803	15,868,902	6,383,823	12,582,078	45.55
県 民 税 利 子 割	総現線	194,975,246	194,975,246	0	0	100.00
		194,975,246	194,975,246	0	0	100.00
		0	0	0	0	0
個 人 事 業 税	総現線	1,378,400,162	1,350,612,277	4,091,112	23,696,773	97.98
		1,348,512,700	1,341,084,852	0	7,427,848	99.45
		29,887,462	9,527,425	4,091,112	16,268,925	31.88
法 人 事 業 税	総現線	27,813,017,193	27,716,582,501	29,089,521	67,345,171	99.65
		27,682,467,400	27,660,599,447	2,754,200	19,113,753	99.92
		130,549,793	55,983,054	26,335,321	48,231,418	42.88
地 方 消 費 税	総現線	29,720,735,228	29,720,735,228	0	0	100.00
		29,720,735,228	29,720,735,228	0	0	100.00
		0	0	0	0	0
(1) 譲 渡 割	総現線	26,043,774,805	26,043,774,805	0	0	100.00
		26,043,774,805	26,043,774,805	0	0	100.00
		0	0	0	0	0
(2) 貨 物 割	総現線	3,676,960,423	3,676,960,423	0	0	100.00
		3,676,960,423	3,676,960,423	0	0	100.00
		0	0	0	0	0
不 動 産 取 得 税	総現線	3,882,643,171	3,708,657,634	46,907,798	127,077,739	95.52
		3,736,921,200	3,694,849,487	535,300	41,536,413	98.87
		145,721,971	13,808,147	46,372,498	85,541,326	9.48
県 た ば こ 税	総現線	1,756,728,433	1,756,728,105	0	328	100.00
		1,756,728,433	1,756,728,105	0	328	100.00
		0	0	0	0	0
ゴ ル フ 場 利 用 税	総現線	383,835,926	383,453,600	382,326	0	99.90
		383,453,600	383,453,600	0	0	100.00
		382,326	0	382,326	0	0
自 動 車 取 得 税	総現線	1,003,785,900	1,003,785,900	0	0	100.00
		1,003,785,900	1,003,785,900	0	0	100.00
		0	0	0	0	0
軽 油 引 取 税	総現線	12,417,337,053	12,349,640,877	0	67,696,176	99.45
		12,417,222,233	12,349,583,277	0	67,638,956	99.46
		114,820	57,600	0	57,220	50.17
自 動 車 税	総現線	18,462,142,894	18,288,557,098	15,568,675	158,017,121	99.06
		18,284,812,900	18,226,464,694	0	58,348,206	99.68
		177,329,994	62,092,404	15,568,675	99,668,915	35.02
(1) 環 境 性 能 割	総現線	369,194,400	369,194,400	0	0	100.00
		369,194,400	369,194,400	0	0	100.00
		0	0	0	0	0
(2) 種 別 割	総現線	18,092,948,494	17,919,362,698	15,568,675	158,017,121	99.04
		17,915,618,500	17,857,270,294	0	58,348,206	99.67
		177,329,994	62,092,404	15,568,675	99,668,915	35.02
鉦 区 税	総現線	12,225,000	8,848,100	1,456,900	1,920,000	72.38
		9,302,000	8,835,500	82,500	384,000	94.98
		2,923,000	12,600	1,374,400	1,536,000	0.43
狩 猟 税	総現線	25,257,000	25,257,000	0	0	100.00
		25,257,000	25,257,000	0	0	100.00
		0	0	0	0	0
核 燃 料 税	総現線	1,772,576,700	1,772,576,700	0	0	100.00
		1,772,576,700	1,772,576,700	0	0	100.00
		0	0	0	0	0
産 業 廃 棄 物 税	総現線	230,786,709	230,786,709	0	0	100.00
		230,786,709	230,786,709	0	0	100.00
		0	0	0	0	0
旧 軽 油 引 取 税	総現線	0	0	0	0	0
		0	0	0	0	0
		0	0	0	0	0

歩 合
前年度
98.56 99.51 29.11
96.52 98.94 29.44
99.32 99.58 30.85
100.00 100.00
97.67 99.20 30.38
99.51 99.65 20.28
100.00 100.00
100.00 100.00
100.00 100.00
95.55 98.29 22.00
100.00 100.00
99.90 100.00
100.00 100.00
100.00 100.00
98.88 99.63 33.65
98.88 99.63 33.65
69.96 92.85
100.00 100.00
100.00 100.00
100.00 100.00

4 県税の税目別, 調定収入状況の累年比較

区分 年度	県 税				個 人 県 民 税			
	調 定 額	収 入 額	収入未済額	収入歩合	調 定 額	収 入 額	収入未済額	収入歩合
7	137,912,137	133,606,809	3,900,982	96.88	22,414,749	21,131,237	1,189,881	94.27
8	146,302,570	141,979,744	3,946,522	97.05	22,538,259	21,173,760	1,279,162	93.95
9	142,452,899	138,213,752	3,925,880	97.02	24,987,680	23,516,677	1,391,427	94.11
10	146,687,095	142,403,080	3,860,572	97.08	20,838,598	19,396,846	1,337,233	93.08
11	144,331,248	140,020,614	3,979,531	97.01	22,437,418	20,884,222	1,459,010	93.08
12	152,522,000	148,117,801	4,133,425	97.11	22,571,624	20,957,854	1,491,795	92.85
13	150,039,534	145,163,288	4,504,634	96.75	22,512,162	20,843,468	1,536,450	92.59
14	131,831,739	126,902,941	4,425,546	96.26	22,064,984	20,385,621	1,522,432	92.39
15	128,176,953	123,569,439	4,252,440	96.41	21,280,383	19,573,235	1,559,498	91.98
16	129,113,053	124,444,519	4,170,549	96.38	21,019,235	19,382,720	1,473,300	92.21
17	133,502,378	128,951,792	4,023,559	96.59	22,371,803	20,763,742	1,462,279	92.81
18	138,707,949	134,248,535	3,964,167	96.79	24,527,540	22,848,706	1,525,454	93.16
19	155,990,850	151,023,548	4,629,588	96.82	42,660,714	40,305,037	2,220,763	94.48
20	148,520,990	143,073,024	4,958,686	96.33	44,413,062	41,569,496	2,698,906	93.60
21	130,978,438	125,835,563	4,816,671	96.07	43,907,801	40,780,383	3,012,494	92.88
22	127,823,510	122,772,701	4,707,928	96.05	41,854,542	38,693,458	3,014,872	92.45
23	123,472,153	118,792,131	4,315,489	96.21	41,308,078	38,238,942	2,946,189	92.57
24	126,758,948	122,428,678	3,915,407	96.58	43,433,077	40,339,689	2,863,189	92.88
25	129,238,785	125,392,215	3,507,383	97.02	44,611,029	41,763,099	2,636,805	93.62
26	130,958,123	127,497,617	3,112,109	97.36	45,021,241	42,406,201	2,385,163	94.19
27	146,731,451	143,745,617	2,707,244	97.97	44,960,631	42,644,438	2,113,746	94.19
28	149,644,955	147,272,120	2,178,381	98.41	44,433,419	42,607,309	1,690,674	95.89
29	151,393,797	149,127,230	2,076,577	98.50	45,611,967	43,893,229	1,602,252	96.23
30	151,669,853	149,484,436	2,016,954	98.56	45,834,074	44,237,060	1,472,000	96.52
元	150,108,055	148,114,101	1,788,442	98.67	45,943,833	44,520,587	1,322,182	96.9

区分 年度	個 人 事 業 税				法 人 事 業 税			
	調 定 額	収 入 額	収入未済額	収入歩合	調 定 額	収 入 額	収入未済額	収入歩合
7	1,906,916	1,776,016	124,587	93.14	37,650,065	37,220,280	343,287	98.86
8	1,923,692	1,777,547	140,360	92.40	45,973,931	45,573,690	314,524	99.13
9	2,035,675	1,870,062	157,669	91.86	38,551,164	38,244,085	288,563	99.20
10	1,976,421	1,802,249	163,445	91.19	35,029,326	34,608,001	297,999	98.80
11	1,742,599	1,562,524	170,845	89.67	33,276,316	32,887,065	361,975	98.83
12	1,711,589	1,529,480	174,492	89.36	32,854,208	32,470,176	376,680	98.83
13	1,704,504	1,508,127	187,090	88.48	32,172,805	31,724,763	390,843	98.61
14	1,586,201	1,392,596	178,167	87.79	25,586,783	25,187,931	279,467	98.44
15	1,572,828	1,383,814	175,528	87.98	26,146,731	25,882,448	244,688	98.99
16	1,545,513	1,364,300	166,705	88.27	27,222,540	26,848,355	304,338	98.63
17	1,510,713	1,338,357	157,865	88.59	31,728,313	31,371,201	299,582	98.87
18	1,518,198	1,352,307	150,059	89.07	34,538,736	34,201,672	228,136	99.02
19	1,455,570	1,308,040	134,675	89.86	33,907,627	33,664,871	231,829	99.28
20	1,426,216	1,293,199	119,322	90.67	30,945,017	30,727,083	110,615	99.30
21	1,302,085	1,180,988	111,512	90.70	18,744,934	18,607,866	113,695	99.27
22	1,244,694	1,088,192	149,332	87.43	16,311,643	16,104,744	171,113	98.73
23	1,208,395	1,076,232	122,108	89.06	15,503,018	15,333,491	97,237	98.91
24	1,203,168	1,090,541	106,960	90.64	15,969,716	15,872,013	51,246	99.39
25	1,197,694	1,107,276	82,759	92.45	18,062,009	18,009,229	41,705	99.71
26	1,250,991	1,162,293	65,413	92.91	19,141,563	19,100,048	33,762	99.78
27	1,301,165	1,235,850	48,147	94.98	22,618,683	22,583,347	33,841	99.84
28	1,291,554	1,243,140	42,648	96.25	28,880,022	28,846,423	31,346	99.88
29	1,288,933	1,279,445	9,488	99.26	28,202,905	28,168,649	34,257	99.88
30	1,380,054	1,347,834	29,910	97.67	28,631,963	28,490,925	132,078	99.51
元	1,378,400	1,350,612	23,697	97.98	27,813,017	27,716,583	67,345	99.65

(単位:千円, %)

区分 年度	法人県民税				県民税利子割			
	調定額	収入額	収入未済額	収入歩合	調定額	収入額	収入未済額	収入歩合
7	8,223,137	8,103,311	95,646	98.54	7,281,963	7,281,963	0	100.00
8	9,756,389	9,642,031	95,789	98.83	4,107,975	4,107,975	0	100.00
9	8,445,081	8,348,630	89,903	98.86	3,447,150	3,447,150	0	100.00
10	7,968,324	7,858,625	83,417	98.62	2,745,334	2,745,334	0	100.00
11	7,767,333	7,667,651	81,017	98.72	3,067,263	3,067,263	0	100.00
12	7,958,729	7,874,631	81,052	98.94	12,761,898	12,761,898	0	100.00
13	7,884,867	7,790,438	84,939	98.80	12,544,622	12,544,622	0	100.00
14	6,466,191	6,378,983	67,738	98.65	3,910,106	3,910,106	0	100.00
15	6,644,137	6,573,532	65,629	98.94	2,429,475	2,429,475	0	100.00
16	6,854,439	6,752,169	85,606	98.51	2,716,625	2,716,487	138	99.99
17	7,362,774	7,264,054	78,740	98.66	1,413,764	1,413,763	0	100.00
18	7,885,557	7,795,926	64,828	98.86	1,076,137	1,076,137	0	100.00
19	7,613,365	7,538,398	71,918	99.02	1,344,006	1,344,006	0	100.00
20	6,792,739	6,719,071	49,550	98.92	1,312,088	1,312,088	0	100.00
21	4,893,277	4,835,415	48,857	98.82	1,076,860	1,076,860	0	100.00
22	6,221,398	6,147,930	63,477	98.82	971,958	971,958	0	100.00
23	6,028,055	5,962,457	51,216	98.91	646,790	646,790	0	100.00
24	5,956,473	5,908,172	35,415	99.19	534,154	534,154	0	100.00
25	6,255,027	6,219,708	29,406	99.44	507,413	507,413	0	100.00
26	6,363,214	6,333,279	26,611	99.53	510,284	510,284	0	100.00
27	5,990,667	5,962,420	25,620	99.53	447,135	447,135	0	100.00
28	5,340,296	5,316,607	20,132	99.56	289,948	289,948	0	100.00
29	5,536,835	5,511,791	21,630	99.55	520,429	520,429	0	100.00
30	5,530,461	5,492,771	35,007	99.32	467,109	467,109	0	100.00
元	5,109,776	5,082,317	20,507	99.46	194,975	194,975	0	100.00

(単位:千円, %)

区分 年度	地方消費税				不動産取得税			
	調定額	収入額	収入未済額	収入歩合	調定額	収入額	収入未済額	収入歩合
7	-	-	-	-	7,237,751	6,291,976	881,233	86.93
8	-	-	-	-	7,783,993	6,945,710	780,423	89.23
9	5,045,695	5,045,695	0	100.00	7,358,938	6,574,562	729,561	89.34
10	18,202,453	18,202,453	0	100.00	7,248,686	6,473,639	727,554	89.31
11	17,097,058	17,097,058	0	100.00	5,760,553	5,025,794	696,307	87.24
12	16,821,998	16,821,998	0	100.00	6,056,820	5,319,787	703,672	87.83
13	16,078,118	16,078,118	0	100.00	5,780,506	5,059,091	678,466	87.52
14	16,297,127	16,297,127	0	100.00	5,552,075	4,908,744	581,577	88.41
15	15,707,405	15,707,405	0	100.00	4,885,463	4,368,573	484,467	89.42
16	16,722,390	16,722,390	0	100.00	4,707,621	4,246,381	431,626	90.20
17	15,945,091	15,945,091	0	100.00	4,661,767	4,130,785	503,233	88.61
18	16,900,500	16,900,500	0	100.00	4,978,388	4,502,711	450,051	90.45
19	17,898,465	17,898,465	0	100.00	5,167,408	4,667,893	480,060	90.33
20	16,580,832	16,580,832	0	100.00	4,794,016	4,271,010	474,550	89.09
21	15,769,187	15,769,187	0	100.00	4,137,124	3,724,183	393,033	90.02
22	16,815,807	16,815,807	0	100.00	3,816,989	3,496,605	309,601	91.61
23	16,754,272	16,754,272	0	100.00	3,370,334	3,077,341	269,654	91.31
24	17,629,563	17,629,563	0	100.00	3,561,967	3,289,937	252,555	92.36
25	17,805,223	17,805,223	0	100.00	3,787,743	3,535,665	227,188	93.34
26	19,770,596	19,770,596	0	100.00	3,792,122	3,575,149	196,701	94.28
27	31,822,175	31,822,175	0	100.00	3,661,675	3,501,458	153,009	95.62
28	29,858,687	29,858,687	0	100.00	4,036,976	3,892,286	134,243	96.42
29	29,777,623	29,777,623	0	100.00	4,079,591	3,989,796	89,794	97.80
30	29,024,071	29,024,071	0	100.00	3,833,693	3,663,083	163,516	95.55
元	29,720,735	29,720,735	0	100.00	3,882,643	3,708,658	127,078	95.52

区分 年度	県 た ば こ 税				ゴルフ場利用税			
	調 定 額	収 入 額	収入未済額	収入歩合	調 定 額	収 入 額	収入未済額	収入歩合
7	4,421,314	4,421,314	0	100.00	1,388,550	1,388,550	0	100.00
8	4,491,580	4,491,580	0	100.00	1,415,712	1,415,712	0	100.00
9	2,932,343	2,932,343	0	100.00	1,429,037	1,429,037	0	100.00
10	2,756,258	2,756,258	0	100.00	1,338,831	1,338,831	0	100.00
11	3,345,983	3,345,983	0	100.00	1,268,037	1,268,037	0	100.00
12	3,414,723	3,414,723	0	100.00	1,178,233	1,178,233	0	100.00
13	3,370,245	3,370,245	0	100.00	1,090,803	1,090,803	0	100.00
14	3,310,621	3,310,621	0	100.00	1,037,149	1,037,149	0	100.00
15	3,408,465	3,408,461	5	100.00	924,352	924,352	0	100.00
16	3,482,976	3,482,976	0	100.00	804,580	803,360	1,220	99.85
17	3,378,773	3,378,773	0	100.00	750,652	750,652	0	100.00
18	3,435,266	3,435,266	0	100.00	640,862	640,862	0	100.00
19	3,407,218	3,407,218	0	100.00	594,349	587,709	6,640	98.88
20	3,157,410	3,157,410	0	100.00	549,996	549,996	0	100.00
21	3,047,126	3,047,126	0	100.00	522,994	522,994	0	100.00
22	3,150,513	3,150,513	0	100.00	474,388	467,269	7,119	98.50
23	3,643,415	3,643,415	0	100.00	468,365	468,365	0	100.00
24	3,590,169	3,590,169	0	100.00	454,515	454,515	0	100.00
25	2,151,784	2,151,784	0	100.00	457,248	457,248	0	100.00
26	1,928,825	1,928,825	0	100.00	430,819	430,819	0	100.00
27	1,902,101	1,902,101	0	100.00	406,622	406,239	382	99.91
28	1,873,492	1,873,492	0	100.00	397,424	397,042	382	99.90
29	1,778,584	1,778,584	0	100.00	398,184	397,802	382	99.90
30	1,750,500	1,750,500	0	100.00	396,981	396,598	382	99.90
元	1,756,728	1,756,728	0	100.00	383,836	383,454	0	99.90

区分 年度	自 動 車 税				鋳 区 税			
	調 定 額	収 入 額	収入未済額	収入歩合	調 定 額	収 入 額	収入未済額	収入歩合
7	20,679,426	19,551,706	1,028,584	94.55	33,397	26,518	6,772	79.40
8	21,535,029	20,409,728	1,027,824	94.77	31,500	24,195	6,672	76.81
9	22,361,664	21,250,720	1,001,028	95.03	27,291	20,525	5,791	75.21
10	22,820,746	21,674,769	1,044,247	94.98	23,818	17,758	1,639	74.56
11	23,101,747	21,954,917	1,059,328	95.04	18,227	16,632	1,087	91.25
12	23,376,804	22,158,974	1,125,505	94.79	16,280	15,460	820	94.96
13	23,566,643	22,271,469	1,181,978	94.50	14,304	13,208	821	92.34
14	23,564,608	22,191,708	1,251,700	94.17	14,189	13,054	1,131	92.00
15	23,119,730	21,716,003	1,287,324	93.93	14,213	13,037	959	91.73
16	22,555,598	21,109,489	1,313,345	93.59	13,776	12,602	919	91.48
17	22,909,392	21,483,212	1,285,279	93.77	13,606	12,532	1,028	92.10
18	22,232,150	20,842,603	1,241,651	93.75	12,806	11,745	1,015	91.71
19	21,785,935	20,466,894	1,163,051	93.95	12,308	11,159	1,007	90.67
20	21,144,682	19,790,297	1,209,595	93.59	11,725	10,684	1,023	91.12
21	20,658,222	19,376,889	1,132,165	93.80	11,482	10,111	1,130	88.06
22	19,958,351	18,836,889	988,544	94.38	11,641	10,437	1,185	89.66
23	19,572,820	18,626,415	825,657	95.16	11,950	10,430	1,520	87.28
24	19,136,182	18,433,798	602,777	96.33	12,057	10,130	1,355	84.02
25	18,765,070	18,201,068	485,662	96.99	11,312	9,100	2,026	80.45
26	18,395,449	17,930,723	400,983	97.47	11,210	9,423	1,645	84.05
27	18,103,539	17,727,620	328,305	97.92	10,807	8,413	2,362	77.85
28	17,964,074	17,672,422	254,658	98.38	11,300	8,965	2,332	79.34
29	18,010,627	17,770,783	211,118	98.67	11,242	8,291	2,951	73.75
30	18,142,357	17,939,602	181,022	98.88	11,967	8,372	2,923	69.96
元	18,462,143	18,288,557	158,017	99.06	12,225	8,848	1,920	72.38

(単位:千円, %)

区分 年度	自動車取得税				軽油引取税			
	調定額	収入額	収入未済額	収入歩合	調定額	収入額	収入未済額	収入歩合
7	-	-	-	-	-	-	-	-
8	-	-	-	-	-	-	-	-
9	-	-	-	-	-	-	-	-
10	-	-	-	-	-	-	-	-
11	-	-	-	-	-	-	-	-
12	-	-	-	-	-	-	-	-
13	-	-	-	-	-	-	-	-
14	-	-	-	-	-	-	-	-
15	-	-	-	-	-	-	-	-
16	-	-	-	-	-	-	-	-
17	-	-	-	-	-	-	-	-
18	-	-	-	-	-	-	-	-
19	-	-	-	-	-	-	-	-
20	-	-	-	-	-	-	-	-
21	2,291,518	2,291,518	0	100.00	12,230,579	12,230,298	281	100.00
22	1,847,891	1,847,891	0	100.00	13,379,524	13,378,808	716	99.99
23	1,563,176	1,563,176	0	100.00	13,235,116	13,234,399	716	99.99
24	1,971,787	1,971,787	0	100.00	13,126,190	13,125,474	716	99.99
25	1,711,701	1,711,701	0	100.00	13,481,632	13,480,916	716	99.99
26	736,996	736,996	0	100.00	12,919,438	12,919,438	716	99.99
27	1,207,705	1,207,705	0	100.00	12,334,522	12,333,806	716	99.99
28	1,312,014	1,312,014	0	100.00	12,555,849	12,554,998	851	99.99
29	1,828,184	1,828,184	0	100.00	12,760,485	12,759,654	115	99.99
30	1,885,013	1,885,013	0	100.00	12,542,115	12,542,000	115	100.00
元	1,003,786	1,003,786	0	100.00	12,417,337	12,349,641	67,696	99.45

(単位:千円, %)

区分 年度	狩猟税				核燃料税			
	調定額	収入額	収入未済額	収入歩合	調定額	収入額	収入未済額	収入歩合
7	-	-	-	-	959,802	959,802	0	100.00
8	-	-	-	-	431,652	431,652	0	100.00
9	-	-	-	-	425,610	425,610	0	100.00
10	-	-	-	-	784,464	784,464	0	100.00
11	-	-	-	-	786,125	786,125	0	100.00
12	-	-	-	-	362,778	362,778	0	100.00
13	-	-	-	-	436,088	436,088	0	100.00
14	-	-	-	-	765,029	765,029	0	100.00
15	-	-	-	-	1,072,114	1,072,114	0	100.00
16	90,272	90,272	0	100.00	524,439	524,439	0	100.00
17	87,896	87,896	0	100.00	680,861	680,861	0	100.00
18	84,772	84,772	0	100.00	974,800	974,800	0	100.00
19	70,563	70,563	0	100.00	945,630	945,630	0	100.00
20	66,191	66,191	0	100.00	584,526	584,526	0	100.00
21	62,363	62,363	0	100.00	755,728	755,728	0	100.00
22	57,254	57,254	0	100.00	1,611,832	1,611,832	0	100.00
23	54,922	54,922	0	100.00	0	0	0	-
24	51,654	51,654	0	100.00	0	0	0	-
25	50,705	50,705	0	100.00	240,464	240,464	0	100.00
26	48,793	48,793	0	100.00	480,928	480,928	0	100.00
27	29,791	29,791	0	100.00	1,797,970	1,797,970	0	100.00
28	28,025	28,025	0	100.00	1,216,841	1,216,841	0	100.00
29	26,607	26,607	0	100.00	1,219,020	1,219,020	0	100.00
30	26,058	26,058	0	100.00	2,021,242	2,021,242	0	100.00
元	25,257	25,257	0	100.00	1,772,577	1,772,577	0	100.00

区分 年度	産業廃棄物税				特別地方消費税			
	調定額	収入額	収入未済額	収入歩合	調定額	収入額	収入未済額	収入歩合
7	-	-	-	-	1,052,893	990,788	53,193	94.10
8	-	-	-	-	1,065,646	999,794	55,443	93.82
9	-	-	-	-	988,231	923,242	54,581	93.42
10	-	-	-	-	920,955	864,649	51,696	93.89
11	-	-	-	-	862,923	795,808	59,877	92.22
12	-	-	-	-	141,375	90,211	46,133	63.81
13	-	-	-	-	46,133	4,394	34,772	9.52
14	-	-	-	-	34,771	4,919	22,330	14.15
15	-	-	-	-	22,330	1,902	12,993	8.52
16	-	-	-	-	12,993	1,061	8,210	8.16
17	97,824	97,824	0	100.00	8,210	288	3,185	3.50
18	110,982	110,919	62	99.94	3,185	373	1,651	11.72
19	91,787	91,787	0	100.00	1,651	101	1,167	6.10
20	90,114	90,114	0	100.00	1,167	103	783	8.85
21	81,587	80,686	900	98.90	783	6	777	0.80
22	91,411	91,411	0	100.00	777	0	777	-
23	98,965	98,965	0	100.00	777	6	0	-
24	127,083	127,083	0	100.00	0	0	0	-
25	141,538	141,538	0	100.00	0	0	0	-
26	154,540	154,540	0	100.00	0	0	0	-
27	133,331	133,331	0	100.00	0	0	0	-
28	153,920	153,920	0	100.00	0	0	0	-
29	155,411	155,411	0	100.00	0	0	0	-
30	192,198	192,198	0	100.00	0	0	0	-
元	230,787	230,787	0	100.00	0	0	0	-

区分 年度	旧軽油引取税				狩猟者登録税			
	調定額	収入額	収入未済額	収入歩合	調定額	収入額	収入未済額	収入歩合
7	18,610,869	18,564,947	45,922	99.75	68,443	68,443	0	100.00
8	18,857,067	18,724,730	132,337	99.30	66,901	66,901	0	100.00
9	19,088,626	18,968,371	120,171	99.37	64,395	64,395	0	100.00
10	18,997,158	18,929,843	67,315	99.65	58,766	58,766	0	100.00
11	19,038,372	18,984,991	6,912	99.72	58,347	58,347	0	100.00
12	18,411,935	18,360,655	51,280	99.72	57,320	57,320	0	100.00
13	18,241,699	17,912,966	328,733	98.20	54,637	54,637	0	100.00
14	17,475,433	17,032,775	442,659	97.47	52,916	52,916	0	100.00
15	16,693,645	16,337,391	349,841	97.87	52,265	52,265	0	100.00
16	16,522,972	16,137,833	385,126	97.67	-	-	-	-
17	16,358,499	16,010,318	232,368	97.87	-	-	-	-
18	15,552,890	15,234,056	301,260	97.95	-	-	-	-
19	15,140,545	14,822,069	318,476	97.90	-	-	-	-
20	13,149,882	12,849,597	294,342	97.72	-	-	-	-
21	1,484,789	1,482,962	1,827	99.88	-	-	-	-
22	2,897	1,703	1,193	58.81	-	-	-	-
23	3,705	2,512	1,193	67.79	-	-	-	-
24	1,193	0	1,193	0.01	-	-	-	-
25	1,193	78	1,115	6.53	-	-	-	-
26	1,115	0	1,115	0.00	-	-	-	-
27	2,931	1,816	1,115	61.96	-	-	-	-
28	1,115	0	1,115	0.00	-	-	-	-
29	1,115	7	0	0.62	-	-	-	-
30	0	0	0	0.00	-	-	-	-
元	0	0	0	0.00	-	-	-	-

(単位:千円, %)

区分 年度	料理飲食等消費税				旧自動車取得税			
	調定額	収入額	収入未済額	収入歩合	調定額	収入額	収入未済額	収入歩合
7	157,524	4,620	131,877	2.93	5,770,784	5,770,784	0	100.00
8	131,877	3,372	113,988	2.56	6,138,252	6,138,252	0	100.00
9	113,988	2,317	87,186	2.03	5,098,979	5,098,979	0	100.00
10	87,186	824	86,027	0.95	4,840,654	4,840,654	0	100.00
11	86,026	1,276	83,173	1.48	4,569,855	4,569,855	0	100.00
12	83,173	1,110	81,996	1.33	4,695,905	4,695,905	0	100.00
13	81,997	1,450	80,542	1.77	4,414,692	4,414,692	0	100.00
14	80,542	650	78,345	0.81	3,989,278	3,989,278	0	100.00
15	78,345	360	71,506	0.46	4,081,643	4,081,643	0	100.00
16	71,506	4,106	19	5.74	4,245,579	4,245,579	0	100.00
17	19	19	0	100.00	4,222,424	4,222,424	0	100.00
18	-	-	-	-	4,235,180	4,235,180	0	100.00
19	-	-	-	-	3,893,708	3,893,708	0	100.00
20	-	-	-	-	3,501,329	3,501,329	0	100.00
21	-	-	-	-	-	-	-	-
22	-	-	-	-	-	-	-	-
23	-	-	-	-	-	-	-	-
24	-	-	-	-	-	-	-	-
25	-	-	-	-	-	-	-	-
26	-	-	-	-	-	-	-	-
27	-	-	-	-	-	-	-	-
28	-	-	-	-	-	-	-	-
29	-	-	-	-	-	-	-	-
30	-	-	-	-	-	-	-	-
元	-	-	-	-	-	-	-	-

(単位:千円, %)

区分 年度	入 猟 税				娯 楽 施 設 利 用 税			
	調定額	収入額	収入未済額	収入歩合	調定額	収入額	収入未済額	収入歩合
7	54,554	54,554	0	100.00	-	-	-	-
8	53,115	53,115	0	100.00	-	-	-	-
9	51,352	51,352	0	100.00	-	-	-	-
10	49,117	49,117	0	100.00	-	-	-	-
11	47,066	47,066	0	100.00	-	-	-	-
12	46,608	46,608	0	100.00	-	-	-	-
13	44,709	44,709	0	100.00	-	-	-	-
14	43,736	43,736	0	100.00	-	-	-	-
15	43,429	43,429	0	100.00	-	-	-	-
16	-	-	-	-	-	-	-	-
17	-	-	-	-	-	-	-	-
18	-	-	-	-	-	-	-	-
19	-	-	-	-	-	-	-	-
20	-	-	-	-	-	-	-	-
21	-	-	-	-	-	-	-	-
22	-	-	-	-	-	-	-	-
23	-	-	-	-	-	-	-	-
24	-	-	-	-	-	-	-	-
25	-	-	-	-	-	-	-	-
26	-	-	-	-	-	-	-	-
27	-	-	-	-	-	-	-	-
28	-	-	-	-	-	-	-	-
29	-	-	-	-	-	-	-	-
30	-	-	-	-	-	-	-	-
元	-	-	-	-	-	-	-	-

5 県税の局・支庁別調定額, 収入額の累年比較

区分 年度	県 計			鹿児島地域振興局			鹿児島
	調定額	収入額	収入歩合	調定額	収入額	収入歩合	調定額
7	137,912,137	133,606,809	96.88	74,798,547	72,608,634	97.07	26,450,210
8	146,302,570	141,979,744	97.05	75,468,445	73,320,411	97.15	27,673,281
9	142,452,899	138,213,752	97.02	77,542,674	75,490,459	97.35	27,460,643
10	146,687,095	142,403,080	97.08	85,911,875	83,766,430	97.50	27,661,401
11	144,331,248	140,020,614	97.01	84,278,215	82,114,963	97.43	27,671,602
12	152,522,000	148,117,801	97.11	90,571,115	88,407,744	97.61	28,072,709
13	150,039,534	145,163,288	96.75	87,921,379	85,443,076	97.18	27,981,334
14	131,831,739	126,902,941	96.26	78,369,882	76,036,274	97.02	27,553,885
15	128,176,953	123,569,439	96.41	75,479,990	73,464,381	97.33	27,201,372
16	129,113,053	124,444,519	96.38	78,193,797	76,165,251	97.41	26,801,177
17	133,502,378	128,951,792	96.59	77,320,059	75,381,791	97.49	27,131,817
18	138,707,949	134,248,535	96.79	80,582,878	78,719,394	97.69	26,467,329
19	155,990,850	151,023,548	96.82	89,490,041	87,438,599	97.71	25,679,644
20	148,520,990	143,073,024	96.33	84,569,186	82,323,982	97.35	24,646,011
21	130,978,438	125,835,563	96.07	75,142,569	73,184,150	97.39	22,949,740
22	127,823,510	122,772,701	96.05	73,362,793	71,335,190	97.24	21,806,242
23	123,472,153	118,792,131	96.21	72,099,345	70,203,234	97.37	21,135,996
24	126,758,948	122,428,678	96.58	74,227,007	72,444,690	97.60	21,107,969
25	129,238,785	125,392,215	97.02	76,586,148	75,006,260	97.94	20,476,771
26	130,958,123	127,497,617	97.36	78,926,149	77,455,630	98.14	19,132,445
27	146,731,451	143,745,617	97.97	92,157,922	90,858,657	98.59	19,311,244
28	149,644,955	147,272,120	98.41	93,967,297	93,058,487	99.03	19,276,087
29	151,393,797	149,127,230	98.50	93,284,051	92,392,296	99.04	19,838,811
30	151,669,853	149,484,436	98.56	91,787,056	90,869,656	99.00	20,027,369
元	150,108,055	148,114,101	98.67	92,989,841	92,154,335	99.10	19,465,929

区分 年度	始良・伊佐地域振興局			旧大隅総務事務所			大隅
	調定額	収入額	収入歩合	調定額	収入額	収入歩合	調定額
7	7,751,022	7,458,858	96.23	2,888,224	2,856,190	98.89	4,894,248
8	7,936,686	7,596,631	95.72	2,930,756	2,897,204	98.86	4,844,929
9	7,857,173	7,485,529	95.27	2,803,693	2,764,685	98.61	5,198,075
10	7,118,007	6,790,581	95.40	2,467,299	2,429,717	98.48	4,556,956
11	6,912,026	6,579,079	95.18	2,675,678	2,628,673	98.24	4,740,229
12	6,959,021	6,621,820	95.15	2,451,247	2,402,227	98.00	4,664,865
13	7,369,821	7,028,242	95.37	2,333,348	2,275,005	97.50	4,370,305
14	6,231,843	5,876,688	94.30	2,124,575	2,037,118	95.88	3,875,778
15	6,157,625	5,825,952	94.61	2,055,949	1,945,034	94.61	3,437,184
16	6,383,836	6,051,402	94.79	2,020,913	1,916,747	94.85	3,992,863
17	6,320,782	5,966,252	94.39	2,260,350	2,141,715	94.75	3,974,205
18	7,354,150	6,982,079	94.94	-	-	-	6,678,241
19	9,958,975	9,448,156	94.87	-	-	-	8,381,903
20	10,091,000	9,490,970	94.05	-	-	-	8,356,638
21	8,733,464	8,153,777	93.36	-	-	-	7,688,893
22	8,347,562	7,785,784	93.27	-	-	-	7,148,819
23	8,078,796	7,564,107	93.63	-	-	-	7,024,821
24	8,423,131	7,918,661	94.01	-	-	-	7,595,900
25	8,493,919	8,055,459	94.84	-	-	-	7,348,633
26	8,511,136	8,113,331	95.33	-	-	-	7,493,379
27	9,024,263	8,706,210	96.48	-	-	-	7,896,165
28	9,123,216	8,840,661	96.90	-	-	-	8,325,204
29	10,113,604	9,815,410	97.05	-	-	-	8,723,535
30	9,950,035	9,665,056	97.14	-	-	-	9,202,641
元	9,812,564	9,560,590	97.43	-	-	-	8,615,123

(注) 大隅地域振興局の17年度以前の数値は、鹿屋総務事務所のものである。

(単位:千円, %)

地域振興局自動車税課		南薩地域振興局			北薩地域振興局		
収入額	収入歩合	調定額	収入額	収入歩合	調定額	収入額	収入歩合
25,322,489	95.74	2,630,639	2,582,328	98.16	13,310,554	13,077,353	98.25
26,547,981	95.93	2,487,164	2,430,242	97.71	19,527,489	19,309,471	98.88
26,349,699	95.95	2,725,603	2,666,819	97.84	13,418,976	13,191,616	98.31
26,515,424	95.86	2,152,266	2,096,597	97.41	11,702,498	11,490,928	98.19
26,524,772	95.86	2,190,558	2,134,756	97.45	10,441,829	10,227,156	97.94
26,854,879	95.66	2,310,372	2,262,456	97.93	12,403,452	12,179,017	98.19
26,686,160	95.37	2,251,667	2,201,424	97.77	13,089,134	12,832,898	98.04
26,180,985	95.02	1,945,420	1,899,195	97.62	7,998,153	7,744,163	96.82
25,797,645	94.84	1,920,917	1,881,895	97.97	8,409,173	8,165,336	97.10
25,355,067	94.60	2,153,223	2,118,926	98.41	6,032,147	5,772,015	95.69
25,705,637	94.74	2,122,385	2,091,585	98.55	11,066,707	10,823,805	97.81
25,077,782	94.75	3,314,159	3,203,038	96.65	10,917,191	10,644,643	97.50
24,360,602	94.86	4,469,854	4,345,499	97.22	13,117,447	12,791,878	97.52
23,291,626	94.50	4,393,352	4,243,442	96.59	11,563,869	11,183,068	96.71
21,668,407	94.42	4,088,085	3,919,129	95.87	7,987,255	7,582,661	94.93
20,684,779	94.86	3,685,029	3,510,153	95.25	9,436,257	9,024,889	95.64
20,189,592	95.52	3,610,300	3,430,223	95.01	7,506,582	7,109,748	94.71
20,405,585	96.67	3,768,476	3,581,399	95.04	7,508,627	7,088,105	94.40
19,912,769	97.25	3,816,130	3,632,774	95.20	8,356,909	7,939,504	95.01
18,667,719	97.57	3,946,750	3,777,857	95.72	8,846,516	8,504,612	96.14
18,935,325	98.05	3,878,732	3,717,386	95.84	10,376,516	10,064,867	97.00
18,984,436	98.49	4,059,760	3,908,227	96.27	10,652,842	10,357,229	97.23
19,598,967	98.79	4,298,906	4,153,426	96.62	10,712,249	10,431,622	97.38
19,824,615	98.99	4,218,128	4,084,017	96.82	11,798,011	11,542,889	97.84
19,292,343	99.11	4,048,192	3,927,587	97.02	10,517,623	10,279,272	97.73

(単位:千円, %)

地域振興局		熊毛支庁			大島支庁		
収入額	収入歩合	調定額	収入額	収入歩合	調定額	収入額	収入歩合
4,700,092	96.03	1,431,376	1,352,040	94.46	3,757,317	3,648,825	97.11
4,644,380	95.86	1,509,234	1,412,566	93.59	3,924,586	3,820,858	97.36
4,999,810	96.19	1,517,207	1,442,678	95.09	3,928,855	3,822,457	97.29
4,360,440	95.69	1,426,751	1,360,726	95.37	3,690,042	3,592,237	97.35
4,553,944	96.07	1,540,885	1,473,466	95.62	3,880,226	3,783,805	97.52
4,463,098	95.67	1,366,035	1,297,202	94.96	3,723,184	3,629,358	97.48
4,152,354	95.01	1,178,143	1,104,251	93.73	3,544,101	3,439,877	97.06
3,568,251	92.07	1,154,414	1,079,825	93.54	2,577,788	2,480,442	96.22
3,129,809	91.06	1,149,608	1,081,690	94.09	2,365,136	2,277,697	96.30
3,693,090	92.49	1,040,689	969,032	93.11	2,494,407	2,402,989	96.34
3,686,213	92.75	911,096	843,419	92.57	2,394,979	2,311,375	96.51
6,379,100	95.52	1,017,242	950,117	93.40	2,376,759	2,292,382	96.45
7,971,735	95.11	1,439,911	1,365,253	94.82	3,453,076	3,301,827	95.62
7,881,487	94.31	1,451,587	1,382,180	95.22	3,449,348	3,276,271	94.98
7,196,258	93.59	1,297,499	1,221,853	94.17	3,090,932	2,909,328	94.12
6,659,599	93.16	1,212,806	1,130,430	93.21	2,824,002	2,641,877	93.55
6,537,338	93.06	1,168,187	1,085,135	92.89	2,848,125	2,672,754	93.84
7,126,005	93.81	1,250,623	1,161,500	92.87	2,877,214	2,702,734	93.94
6,932,979	94.34	1,232,210	1,140,798	92.58	2,928,064	2,771,673	94.66
7,113,264	94.93	1,263,424	1,174,008	92.92	2,838,323	2,691,196	94.82
7,569,617	95.86	1,224,097	1,152,387	94.14	2,862,510	2,741,168	95.76
8,051,448	96.71	1,294,533	1,238,899	95.70	2,946,017	2,832,733	96.15
8,473,662	97.14	1,316,644	1,263,129	95.94	3,105,997	2,998,717	96.55
8,965,428	97.42	1,374,339	1,322,151	96.20	3,312,274	3,210,623	96.93
8,389,073	97.38	1,314,124	1,262,513	96.07	3,344,660	3,248,390	97.12

6 税外収入の調定収入状況

(1) 科目別調定収入状況

(単位:円, %)

項目	区分	予算額	調定額	収入済額	不納欠損額	過誤納額	収入未済額	収入歩合		対予算増減	対予算達成率
								本年度	前年度		
(款) 諸収入		174,828,000	192,253,939	163,342,405	10,644,489	0	18,267,045	84.96	84.05	△ 11,485,595	93.4
(項) 延滞金加算金及び過料		174,077,000	166,600,880	161,827,382	5,451	0	4,768,047	97.13	90.96	△ 12,249,618	93.0
(目) 延滞金		145,921,000	131,694,858	131,694,858	0	0	0	100.00	100.00	△ 14,226,142	90.3
(節) 延滞金		145,921,000	131,694,858	131,694,858	0	0	0	100.00	100.00	△ 14,226,142	90.3
(目) 加算金		28,156,000	34,906,022	30,132,524	5,451	0	4,768,047	86.32	54.72	1,976,524	107.0
(節) 加算金		28,156,000	34,906,022	30,132,524	5,451	0	4,768,047	86.32	54.72	1,976,524	107.0
過少申告加算金		1,106,000	1,513,457	1,513,457	0	0	0	100.00	100.00	407,457	136.8
不申告加算金		1,838,000	1,922,305	1,085,100	5,451	0	831,754	56.45	64.38	△ 752,900	59.0
重加算金		25,212,000	31,470,260	27,533,967	0	0	3,936,293	87.49	51.83	2,321,967	109.2
(項) 県預金利子		0	117	117	0	0	0	100.00	100.00	117	-
(目) 県預金利子		0	117	117	0	0	0	100.00	100.00	117	-
(節) 県預金利子		0	117	117	0	0	0	100.00	100.00	117	-
(項) 雑入		115,000	21,700	21,700	0	0	0	100.00	100.00	△ 93,300	18.9
(目) 滞納処分費		115,000	21,700	21,700	0	0	0	100.00	100.00	△ 93,300	18.9
(節) 滞納処分費		115,000	21,700	21,700	0	0	0	100.00	100.00	△ 93,300	18.9
(目) 雑入		0	0	0	0	0	0	-	-	0	-
(節) 雑入		0	0	0	0	0	0	-	-	0	-
(項) 過年度収入		636,000	25,631,242	1,493,206	10,639,038	0	13,498,998	5.83	2.25	857,206	234.8

(2) 局・支庁別調定収入状況

(諸収入)

(単位:円, %)

局・支庁	区分	調定額	収入済額	不納欠損額	過誤納額	収入未済額	収入歩合		収入済額構成比
							本年度	前年度	
県計		192,253,939	163,342,405	10,644,489	0	18,267,045	84.96	84.05	100.0
鹿児島地域振興局		95,583,707	77,343,092	6,715,876	0	11,524,739	80.92	76.89	47.4
鹿児島地域振興局 自動車税課		30,770,625	30,770,625	0	0	0	100.00	100.00	18.8
南薩地域振興局		6,466,972	6,401,724	0	0	65,248	98.99	99.57	3.9
北薩地域振興局		10,067,061	9,917,737	0	0	149,324	98.52	98.33	6.1
始良・伊佐地域振興局		22,480,279	15,831,716	1,340,489	0	5,308,074	70.42	67.52	9.7
大隅地域振興局		16,544,533	16,185,216	0	0	359,317	97.83	94.20	9.9
熊毛支庁		3,987,277	1,910,531	2,076,746	0	0	47.92	55.56	1.2
大島支庁		6,353,485	4,981,764	511,378	0	860,343	78.41	71.67	3.0